



City of Newport Beach

Program Year 2010-2011

Consolidated Annual Performance

and Evaluation Report

(CAPER)

DRAFT

September 2011

Prepared by:



**City of Newport Beach
2010-2011 Consolidated Annual
Performance and Evaluation Report**

Table of Contents

EXECUTIVE SUMMARY	1
I. GENERAL NARRATIVE	4
Assessment of One-Year Funding Objectives and Strategies	4
Changes to Program	5
Affirmatively Furthering Fair Housing	5
Actions Taken to Address Obstacles in Meeting Underserved Needs	15
Leveraging Resources	16
II. MANAGING THE PROCESS	17
III. CITIZEN PARTICIPATION	18
IV. INSTITUTIONAL STRUCTURE	20
V. MONITORING	21
VI. LEAD-BASED PAINT	27
VII. HOUSING	28
Housing Needs	28
Specific Housing Objectives	29
Public Housing Strategy	30
Barriers to Affordable Housing	31
VIII. HOMELESS NEEDS	32
Specific Homeless Prevention Elements	36
IX. COMMUNITY DEVELOPMENT	38
X. ANTI-POVERTY STRATEGY	44
XI. NON-HOMELESS SPECIAL NEEDS	45
XII. OTHER NARRATIVE	47
APPENDICES:	
A. Summary of Annual Objectives (CPMP Excel Tables)	
B. Project Summaries (CPMP Excel Tables)	
C. Proof of Public Notice	
D. Map (Newport Beach Eligible CDBG Areas)	
E. IDIS Reports	
1. HUD Grants and Program Income Report (PR01)	
2. CDBG Activity Summary Report for PY 2010-2011 (PR03)	
3. Summary of Consolidated Plan Projects for PY 2010-2011 (PR06)	
4. Summary of Accomplishments for PY 2010-2011 (PR23)	
5. CDBG Financial Summary for PY 2010-2011 (PR26)	
F. CAPER Checklist	



EXECUTIVE SUMMARY

First Program Year CAPER

The Consolidated Plan Management Process (CPMP) First Consolidated Annual Performance and Evaluation Report includes narrative responses to CAPER questions that CDBG, HOME, HOPWA, and ESG grantees must respond to each year in order to be compliant with the Consolidated Planning Regulations. The Executive Summary narratives are optional.

EXECUTIVE SUMMARY

This report is the First Year Consolidated Annual Performance and Evaluation Report (CAPER) which outlines the City of Newport Beach achievements in meeting the goals and objectives outlined in the City's 2010-2014 Consolidated Plan. The strategic plan objectives and goals for the fiscal year 2010-2011 are summarized below including the achievements.

2010-2011 Program Year Goals vs. Accomplishments

Activity	Accomplishment Units	2010-2011 Goals	2010-2011 Accomplishments
<i>Housing:</i> Section 8 Housing Choice Voucher and Rent-Restricted Units	Housing Units	400	409
<i>Housing:</i> Rehabilitation - Utility Connection Program	Housing Units	7	0
<i>Fair Housing Activities:</i> Fair Housing & Counseling Services	People Served	200	160
<i>Senior Services:</i> Home Delivered Meals Program	People Served	100	142
<i>Special Needs/Non-Homeless:</i> Battered and Abused Spousal Program	People Served	7	13
<i>Special Needs/Non-Homeless:</i> Substance Abuse Rehabilitation Program	People Served	8	8
<i>Homeless and HIV/AIDS:</i> Transitional Housing Program	People Served	100	144
<i>Public Services:</i> Health Services	People Served	100	369
<i>Public Facilities:</i> Section 108 Loan Repayment-Balboa Village	Public Facilities	1	1
General Program Administration	N/A	N/A	N/A

A detailed breakdown of the five-year accomplishments by the City of Newport Beach using CDBG funds can be found in the Summary of Annual Objectives in Appendix "A".

Development of the 2010-2011 CAPER

As required by the United States Department of Housing and Urban Development (HUD), the City of Newport Beach has prepared the Consolidated Annual Performance and Evaluation Report (CAPER) for public review and comment prior to its submittal to HUD. This document contains an assessment of the City's performance relative to the One-Year Action Plan. To the greatest extent feasible, the data collection efforts required by the CAPER reflect information for housing and community development projects that occurred within the City's jurisdiction, even if the City was not the lead agency.

Citizen Participation

As a prerequisite to submitting its CAPER, the City's Citizen Participation Plan and the CDBG implementing regulation require that a public hearing be held to allow citizens and public service agencies an opportunity to express their views concerning the use of said funds. The public hearing was held on September 13, 2011 before the City Council.

In addition, the draft 2010-2011 CAPER was made available to the general public for a period of 15 days in order to provide them with an opportunity to review the document. In compliance with the City's approved Citizen Participation Plan and CDBG implementing regulation 24 CFR 92-105, a Public Notice was published to solicit public comments from interested citizens regarding the City's 2010-2011 CAPER. A copy of the published Public Hearing Notice can be found in Appendix "C".

Consultation

The City obtained information from local agencies in the preparation of the 2010-2011 CAPER. These included Community Based Organizations, various departments at the City of Newport Beach, and the Fair Housing Council of Orange County.

Council Review and Public Hearing

On September 13, 2011, the City Council reviewed the 2010-2011 CAPER, allowed citizens an opportunity to comment on the draft CAPER and approved the 2010-2011 Newport Beach Consolidated Annual Performance and Evaluation Report.

Activities Undertaken

The following page indicates the source of funds used to implement projects undertaken with CDBG funds under the Program Year (PY) 2010-2011.

2010-2011 Program Year Sources of Funds

Source	Amount
2010-2011 CDBG Entitlement	\$385,189
Unallocated CDBG Funds (Prior Year)	\$5,149
CDBG Program Income	\$0
All other forms of CDBG	\$0
TOTAL	\$390,338

2010-2011 Program Year Uses of Funds

Public Services	
Age Well Senior Services – Home Delivered Meals Program	\$ 20,000
Families Forward – Transitional Housing Program	\$ 10,000
Human Options – Community Resource Center	\$ 4,600
Serving People in Need – Substance Abuse Rehab Program	\$ 10,000
Share Our Selves – SOS Free Medical and Dental Clinics	\$ 9,000
Capital Improvements	
City of Newport Beach – Utility Assessment District Grant Program	\$ 65,922 ¹
City of Newport Beach – 108 Loan Repayment	\$ 199,346
Program Administration	
City of Newport Beach – Program Administration	\$ 60,285
Fair Housing Services	\$ 11,185
TOTAL	\$390,338

¹Project budget amount \$60,773 plus Unallocated CDBG Funds \$5,149.



I. GENERAL NARRATIVE

I. GENERAL NARRATIVE

General Questions

1. Assessment of the one-year goals and objectives:
 - a. Describe the accomplishments in attaining the goals and objectives for the reporting period.
 - b. Provide a breakdown of the CPD formula grant funds spent on grant activities for each goal and objective.
 - c. If applicable, explain why progress was not made towards meeting the goals and objectives.

The City met with several local agencies concerning their accomplishments for the program year, including the Community Based Organizations, City of Newport Beach Public Works Department, and Fair Housing Council of Orange County. Overall, the City has been successful in implementing most of the proposed projects for this Program Year and meeting most of the Five-Year Consolidated Plan goals (See Executive Summary 2010-2011 Program Year Goals vs. Accomplishments Table).

The City utilizes its allocation of Community Development Block Grant (CDBG) funds to address the Strategic Plan goals for Affordable Housing, Special Needs Populations, Homeless Objectives, Community Development Objectives, and some Housing Objectives. The majority of the Housing objectives, however, are met utilizing local funds including the City's in-lieu fee proceeds. The specific accomplishments for the 2010-2011 program year concerning housing goals and objectives are discussed in Section VII, Housing.

The City successfully utilized its allocation of CDBG funds to exceed the annual goals established for the 2010-2011 program year as illustrated by the following achievements for the year:

2010-2011 Program Year Goals vs. Accomplishments

Activity	Accomplishment Units	2010-2011 Goals	2010-2011 Accomplishments
<i>Housing:</i> Section 8 Housing Choice Voucher and Rent-Restricted Units	Housing Units	400	409
<i>Housing:</i> Rehabilitation - Utility Connection Program	Housing Units	7	0
<i>Fair Housing Activities:</i> Fair Housing & Counseling Services	People Served	200	160
<i>Senior Services:</i> Home Delivered Meals Program	People Served	100	142
<i>Special Needs/Non-Homeless:</i> Battered and Abused Spousal Program	People Served	7	13
<i>Special Needs/Non-Homeless:</i> Substance Abuse Rehabilitation Program	People Served	8	8

Activity	Accomplishment Units	2010-2011 Goals	2010-2011 Accomplishments
<i>Homeless and HIV/AIDS:</i> Transitional Housing Program	People Served	100	144
<i>Public Services:</i> Health Services	People Served	100	369
<i>Public Facilities:</i> Section 108 Loan Repayment-Balboa Village	Public Facilities	1	1
General Program Administration	N/A	N/A	N/A

The following table reflects the percentage of CDBG expended to accomplish the various Strategic Plan objectives.

HUD Objectives	HUD Outcomes		
	Availability / Accessibility	Affordability	Sustainability
Provide Decent Affordable Housing	20%	-	-
Create Suitable Living Environments	28%	-	52%
Create Economic Opportunities	-	-	-

The table below illustrates how the City used the 2010-2011 CDBG allocation to meet the HUD-mandated priority need categories:

HUD Priority Need Categories	2010-2011 Funding	2010-2011 Percentage
Housing	\$ 77,107	20%
Senior Services	\$ 20,000	5%
Special Needs/Non- Homeless	\$ 14,600	3.5%
Homeless and HIV/AIDS	\$ 10,000	2.5%
Public Services	\$ 9,000	2%
Public Facilities/Infrastructure	\$ 199,346	52%
Administration	\$ 60,285	15%

2. Describe the manner in which the recipient would change its program as a result of its experiences.

The City would not change its program at this time. This is a worthy program that increases accessibility for the purpose of creating a suitable living environment and access to decent housing for the residents of Newport Beach, this program requires significant amount of financial and staff resources to implement.

3. Affirmatively Furthering Fair Housing:
 - a. Provide a summary of impediments to fair housing choice.
 - b. Identify actions taken to overcome effects of impediments identified.

In addition to developing a Consolidated Plan that addresses a broad range of housing and community development needs, the City also participated in the development of a regional plan with other Orange County cities called the “Analysis of Impediments to Fair Housing Choice”, or AI, to specifically address overcoming the barriers to fair housing found in the community. This study identifies impediments to fair housing and also recommends actions to overcome the effects of these impediments.

During the most recent AI update, the City of Newport Beach monitored and reviewed its land use and other policies to ensure compliance with fair housing laws. The jurisdiction will work to ensure all potential recipients of government funds for housing related programs assist the jurisdiction in affirmatively furthering fair housing choice.

The following impediments were identified in the 2010-2015 Orange County Regional Analysis of Impediments to Fair Housing Choice (Regional AI).

HOUSING DISCRIMINATION

Impediment

The California Department of Fair Employment and Housing (DFEH) compiled data on housing discrimination complaints for this *Regional AI*. In the five-year period since the prior AI, about 300 housing discrimination complaints have been filed with DFEH. Annually, the number of housing discrimination complaints averaged 60 per year. The number of cases ranged from a low of 46 in 2005 to a high of 78 in 2006. The vast majority – 244 of 302 housing discrimination complaints – have been filed in the Entitlement Cities. Irvine (58) and Anaheim (40) accounted for the highest number of complaints.

Housing discrimination, especially in the rental housing market, is an impediment to fair housing choice because 60 complaints annually are filed by residents of the participating entitlement cities and Urban County.

A housing discrimination complaint can have more than one basis. The bases include:

- Physical Disability
- Mental Disability
- Race/Color
- National Origin
- Familial Status
- Sex
- Marital Status
- Other - Retaliation; Religion; Source of Income; Association and Age

About 35% of the housing discrimination complaints were based on a physical or mental disability. Since the prior *Regional AI* was completed, disability has been increasing as a basis for a housing discrimination complaint. Race and color (20%) and national origin (14%) rank second and third as a basis for making a housing discrimination complaint. Although Individual cities vary in terms of the basis for a housing discrimination complaint, disability, race/color and national origin comprise the basis for the highest number of complaints.

The DFEH compiles data on number of housing discrimination cases according to nine types of alleged acts:

- Refusal to Rent
- Eviction
- Refusal to Show
- Loan Withheld
- Unequal Terms
- Harassment
- Unequal Access to Facilities
- Denied Reasonable Modification/Accommodation

A summary of the highest number and percentage of alleged acts is presented below:

- About 22% (101) of the housing discrimination complaints occurred during the eviction process.
- About 19% each of the alleged acts pertained to unequal terms (88) and to denial of a reasonable modification and/or accommodation (87).
- About 15% each of the housing cases were filed because of harassment (72) and the refusal to rent (68).

It appears that most of the alleged acts affect renters or persons seeking rental housing. This mirrors HUD's national study which found that about 70% of the persons who thought they were victims of discrimination were looking to rent at the time.

Actions Taken

During the 2010-2015 period, the FHCOC is implementing the following actions:

1. FHCOC committed to continue to process housing discrimination complaints filed by city and county residents.
2. FHCOC committed to conduct testing of housing provider practices to determine whether there are differences in treatment based on a protected class. The 2005-2009 housing discrimination complaint data and the fair

- housing community profile used to identify the protected classes and locations of housing providers that should be tested.
3. FHCOC committed to revise its website to provide direct access to a housing discrimination complaint form and provide a diagram or brief explanation of the process for investigating and resolving a complaint.
 4. FHCOC committed to revise its website to add more information on how residents can detect whether they have been victims of unlawful housing discrimination.
 5. FHCOC committed to publish a quarterly report on the FHCOC website summarizing the remedies pertaining to filed housing discrimination complaints.
 6. FHCOC committed to compile an Annual Report on housing discrimination complaints filed with the FHCOC, the State Department of Fair Employment and Housing (DFEH) and HUD. The report will include housing discrimination complaints unique to each participating jurisdiction as well as those of the entire County. The Annual Report will describe emerging trends within the City and County.
 7. FHCOC committed to transmit the Annual Report to the participating jurisdictions by August of each calendar year to allow jurisdictions to include a summary of the report findings in the CAPER. To date, the City of Newport Beach has not received this report.

DISCRIMINATORY ADVERTISING

Impediment

Rental housing ads that state “no pets” or indicate rental discounts for seniors are impediments to fair housing choice because they make housing unavailable to disabled persons and the non-elderly. “No Section 8” ads may become an impediment to fair housing choice because they could make housing unavailable disproportionately to a protected class such as persons with disabilities.

Actions Taken

During the five-year period of the Consolidated Plan, the FHCOC is implementing the following actions:

1. FHCOC is encourage the Orange County Register to publish a Fair Housing Notice in the for rent classified ad section and to identify the FHCOC as an agency that can respond to fair housing questions. FHCOC is encouraging apartment rental websites to display more prominently their Fair Housing Notice.

2. FHCOC is encouraging the Los Angeles Times and Orange County Register to publish a “no pets” disclaimer that indicates rental housing owners must provide reasonable accommodations, including “service animals” and “companion animals” for disabled persons.
3. FHCOC Supports an amendment to the Communications Decency Act of 1996 to state no provider or user of an interactive computer service shall be treated as the publisher or speaker of any information provided by another information content provider, except for notices, statements, or advertisements with respect to the sale, rental, financing or insuring, or any other service of a dwelling that violate the Fair Housing Act, 42 U.S.C. § 3601 et seq.
4. FHCOC committed to periodically review for rent and for sale ads published in the print media.
5. FHCOC committed to prepare a summary of the accomplishments each year and transmit to the Entitlement Cities and Urban County in August of each year to allow the Entitlement Cities and Urban County to include a summary of the accomplishments in the CAPER. To date, the City of Newport Beach has not received the report.

BLOCKBUSTING

Impediment

Blockbusting is unlawful; however, it does not appear to be a significant impediment to fair housing choice. For profit, to induce or attempt to induce any person to sell or rent any dwelling by representations regarding the entry or prospective entry into the neighborhood of a person or persons of a particular race, color, religion, sex, handicap, familial status, or national origin.

With respect to blockbusting, the California law has more protected classes than the Federal Fair Housing Act.

There is no local or county agency that maintains records on actual or potential blockbusting incidents. Such incidents would take place primarily as real estate agents attempt to solicit or induce homeowners to sell their homes. The California Real Estate Commissioner is authorized to take disciplinary action against licensees who have committed the prohibited discriminatory practice of blockbusting and panic selling. The Department of Real Estate stated in June 2010 that no Orange County licensee has had their license suspended or revoked because of the illegal practice of blockbusting.

Actions Taken

During the five-year period of the Fair Housing Action Plan, the FHCOC is implementing the following actions:

1. FHCOC provides information on their website about the unlawful practice of blockbusting and includes examples of this illegal practice.
2. FHCOC committed to work with the California Department of Real Estate to determine if any Orange County licensees have had their licenses suspended or revoked because of the illegal practice of blockbusting.
3. In the event, a licensee has been found to have committed blockbusting, FHCOC committed to provide education and information on this practice to the responsible broker and all related salespersons.

DENIAL OF REASONABLE MODIFICATION/REASONABLE ACCOMMODATION

Impediment

Denial of a reasonable modification or reasonable accommodation is an impediment to fair housing choice because they account for almost one-fifth of all alleged discriminatory acts. It is unlawful to refuse to make reasonable accommodations for disabled persons.

The DFEH compiles data on the number of housing discrimination cases according to nine types of alleged acts. During the 2005-2009 period, 461 alleged discriminatory acts were committed in the cases processed by the DFEH. Of this total, 87 or 18.9% involved denial of a reasonable modification/reasonable accommodation. About 17-18 denials of reasonable modification/reasonable accommodation occurred per year during the five-year period.

Actions Taken

During the five-year period of the Fair Housing Action Plan, the FHCOC is implementing the following actions:

1. FHCOC committed to provide education and information on why this practice is unlawful to the owners and managers of apartment complexes and homeowner associations.
2. FHCOC committed to provide information on the unlawful practice of denying reasonable modifications/reasonable accommodations at fair housing seminars conducted by the Apartment Association of Orange County.

HATE CRIMES

Impediment

Hate crimes committed at a residence are an impediment to fair housing choice because they impact the lives of 20-30 households per year. Almost one-half of all hate crime events in Orange County had an anti-Black or anti-Latino bias motivation.

Hate crime events were reviewed for the 5-year period from 2004 to 2008 as reported by Criminal Justice Statistics Center of the California Department of Justice (DOJ). The annual average of events was 73 and, during the five-years there was a narrow low (69) to high (79) range. Except for the City of Huntington Beach, on a city-by-city basis, the number of hate crime events is low.

In 2008, according to the Orange County Human Rights Commission (OCHRC), there were 79 cases of hate crimes in Orange County, essentially unchanged from the 80 cases in 2007. Despite the fact that the African American population makes up less than 2% of Orange County's population, this group continues to be the most frequent target for hate crimes. Hate crimes against Latinos continues to increase. In fact, since 2006 there has been almost a 100% increase in the number of cases reported. After a four-year downward trend, hate crimes against Jews increased. Additionally, while there was a slight decrease in hate crimes reported against Gays and Lesbian, this group frequently underreports.

In 2008, 29% and 19% of the hate crimes in Orange County had an anti-African American and anti-Latino bias motivation.

The California DOJ reports the location of hate crime events for the entire state by 25 categories (e.g., church, park, college, etc). During the past five years two locations are predominant, accounting for about 60% of all hate crime locations: Highway/Road/Alley/Street (29.1%) and Residence/Home/Driveway (29.7%).

The application of the statewide housing location average of 29.7% to the annual Orange County average of hate crime events of 73 yields at estimate of 22 annual events occurring at a residence, home or driveway. The application of the 40% factor cited by the OCHRC yields an estimate of 29 events occurring at a housing location.

On an individual city basis, the number of hate crime events occurring at a *housing* location is small. However, the number at the countywide level is significant and, as a result, the resources to monitor and alleviate this impediment are best handled at the regional level.

Actions Taken

During the five-year of the Fair Housing Action Plan, FHCOC is implementing the following actions:

1. FHCOC committed to coordinate with the Orange County Human Relations Commission, Center OC and the Orange County Victim Assistance Partnership.
2. FHCOC committed to provide affected residents – when needed - with referrals to hate crime victim resources.

UNFAIR LENDING

Impediment

Disparities in the loan denial rates experienced by Hispanic and Black/African applicants create an impediment to fair housing choice as they have loans denied at rates 1.5 to 2.0 times greater than White applicants.

The Equal Credit Opportunity Act (ECOA) 15 U.S.C. 1691 *et seq.* prohibits creditors from discriminating against credit applicants on the basis of race, color, religion, national origin, sex, marital status, age, because an applicant receives income from a public assistance program, or because an applicant has in good faith exercised any right under the Consumer Credit Protection Act.

To supplement federal legislation, state laws have been enacted to forbid the discriminatory practice known as “redlining;” a practice results in blanket refusals by some lenders to make loans in whole neighborhoods or geographic areas. Redlining is illegal in California pursuant to the Housing Financial Discrimination Act of 1977 (Holden Act). (Health & Safety Code Section 35800-35833) The Holden Act prohibits the consideration of race, color, religion, sex, marital status, national origin, or ancestry in lending for the purchase, construction, improvement, or rehabilitation of housing. Further, lenders cannot deny loan applications because of ethnic composition, conditions, characteristics, or expected trends in the neighborhood or geographic area surrounding the property.

An analysis of the 2008 Home Mortgage Disclosure Act (HMDA) data was completed in order to determine loan denial rates by census tract, race/ethnicity and income. HMDA requires lenders to report on the action taken on each loan application, as follows:

- Loan Originated
- Application Approved, Not Accepted
- Application Denied
- Application Withdrawn
- Filed Closed for Incompleteness

Many determinants of a loan decision – such as borrower credit history, debt-to-income-ratio and loan-to-value ratio - are not included in the HMDA data. Although the loan denial rates do not support definitive conclusions regarding discrimination on the bases of race or ethnicity, they are a useful screen to identify disparities in loan approval rates by the race and ethnicity of applicants and geographic markets where differences in denial rates warrant further investigation. Additionally, identifying census tracts/neighborhoods with high loan denial rates helps to target credit counseling and homebuyer education programs.

Evidence from the 2008 Home Mortgage Disclosure Act (HMDA) data reveals the loan denial disparities between White applicants and Black and Hispanic applicants. Moderate income Blacks have an FHA loan denial rate almost two times greater

than moderate income White applicants. Above moderate income Blacks have an FHA loan denial rate about 1.4 times greater than White applicants with identical incomes. The conventional loan disparities are lower for moderate and above moderate income applicants than for FHA loans. However, low income Blacks have a conventional loan denial rate 2.55 times greater than White applicants.

Moderate-income Hispanics have a loan denial rate for FHA and conventional loans that is two times greater than White applicants. The very low, low and above moderate income Hispanics have loan denial rates 1.46 to 1.93 higher than White applicants.

Unfair lending is manifested more in the loan denial disparities experienced by different racial/ethnic borrowers than by the denial rate disparities experienced in neighborhoods with 20%-79% minority populations, regardless of income.

Additionally, a regression analysis was completed to determine if race/ethnicity is associated with the denial of loan applications. Two types of loans applications were considered in the analysis: (1) home purchases with conventional loans and (2) home purchases with FHA loan.

A logit regression was used to “predict” if a loan was denied based on the minority population and income ratio of the census tract, as well as the loan amount. These variables were chosen because the results of a preliminary analysis utilizing census tract level data suggested each of these variables were influencing denials. Each of the three variables was significant predictors of loan denials for conventional loan applications, while the percent minority and the income ratio of a census tract were significant predictors of denials for FHA loan applications.

For conventional loans, the probability of a loan being denied increased as the percentage *minority population* in the census tract *increased*, as the *income increased* the probability of a denial *decreased*, and as the *amount of the loan increased* the probability of a loan denial *increased*.

Actions Taken

1. FHCOC committed to monitor the HMDA data annually using the 2008 HMDA analysis as a benchmark.
2. FHCOC committed to complete a HMDA analysis of the top 10 lenders in Orange County to compare and contrast loan denial rates.
3. FHCOC committed to conduct a follow-up analysis of loan denial rates at the neighborhood level to determine to what extent, if any, redlining may exist in Orange County. This follow-up will be completed when Census 2010 data are available on minority populations at the census tract level. The Census 2010 data will enable an analysis of loan activity and minority population characteristics for the *same* time period.

4. FHCOC committed to conduct outreach to cultural, ethnic and minority organizations to potentially increase interest and readiness in home purchases.
5. FHCOC committed to provide homebuyer education programs in neighborhoods with high denial rates, high minority population concentrations and limited English speaking proficiency to help increase loan approval rates.

ACTIONS TO ADDRESS PUBLIC SECTOR IMPEDIMENTS

Public Sector Impediments Common to Most Participating Jurisdictions

As part of the preparation of an *Analysis of Impediments to Fair Housing Choice* participating cities responded to a 24-question survey regarding local governmental codes or policies and practices that may result in the creation or perpetuation of one or more impediments to fair housing choice. The survey has a particular focus on land use and zoning regulations, practices and procedures that can act as barriers to the siting, development, or use of housing for individuals with disabilities. In identifying impediments to fair housing choice, the survey looks to distinguish between *regulatory* impediments based on specific code provisions and *practice* impediments, which arise from practices or implementing policies used by the jurisdiction.

- The most common public sector impediments are:
- The zoning regulations do not define “disability”.
- The zoning regulations do not define “supportive” and “transitional housing” as required by Government Code Section 65583(a)(5).
- Some cities have not adopted a reasonable accommodation procedure.
- The zoning regulations do not discuss housing for “special needs” populations.
- The zoning regulations do not discuss fair housing.

The population to be served by supportive and transitional housing is people with different kinds of disabilities. Actions by the entitlement cities and Urban County to provide zoning regulations will eliminate a potential impediment to the development of such housing.

City Identified Public Sector Impediments

Based on an evaluation of City Zoning and Planning Codes as well as policies and practices that may pose an impediment to Fair Housing Choice, the City of Newport Beach did not identify any public sector impediments.

Actions to be Taken by the City

Based on an evaluation of City Zoning and Planning Codes as well as policies and practices that may pose an impediment to Fair Housing Choice, the City of Newport

Beach did not identify any public sector impediments.

Therefore, there are no actions to be taken at this time by the City with respect to public sector impediments.

Actions To Affirmatively Further Fair Housing Choice Through the Location of Affordable Housing

During the 2010-2015 period, the FHCOC committed to take the following actions:

- As needed, provide technical assistance to participating jurisdictions on how the location of affordable housing contributes to AFFH.
- Aggregate - for each census tract - the number of voucher holders assisted by all four housing authorities. FHCOC committed to accomplish this in calendar year 2011.
- Conduct an analysis of the location of affordable housing in census tracts with a low concentration of minority and low income populations for purposes of determining whether they offer sufficient affordable housing opportunities. FHCOC committed to accomplish this in calendar year 2011 or as soon as Census 2010 and American Community Survey data are available.
- Extend the analysis to include census tracts with minority populations in the range of 60 to 80%. FHCOC committed to accomplish this in calendar year 2011 or as soon as Census 2010 and American Community Survey data are available.
- Suggest policies that the Housing Authorities and/or entitlement cities and the Urban County Program can implement to promote affordable housing opportunities outside of census tracts with high percentages of poverty and minority populations. FHCOC committed to review the housing authority annual plans and to provide input to the entitlement cities and Urban County Program as needed.

4. Describe Other Actions in Strategic Plan or Action Plan taken to address obstacles to meeting underserved needs.

According to the Consolidated Plan, one of the most underserved needs in the City is affordable housing for families of extremely low, very low and low income. The City has identified the lack of developable sites, high land costs and limited funding as obstacles to affordable housing. Other obstacles in non-housing community development include NIMBY-ism (Not in My Backyard), lack of organizational capacity, and lack of available funding.

The City has previously adopted policies to overcome these obstacles and to encourage affordable housing production by providing density bonuses and fee waivers.

In addition, the City encourages affordable housing production by providing density bonuses to interested developers and through the inclusionary zoning requirements. The City will work closely with affordable housing developers to expedite the permitting process in order to cut costs.

In regard to non-housing obstacles, the City will facilitate community involvement to increase understanding of community needs and the possible solutions to meet those needs. The City will maintain close partnerships with service providers and other community development professionals to identify and correct issues such as lack of capacity and resources.

Toward the end of the 2010-2014 Consolidated Plan cycle, additional affordable units will be created. The City continues to monitor and enforce affordability covenants on affordable housing projects throughout the City. This includes not only housing units developed with federal funds, but also all units with an affordability covenant in place.

5. Leveraging Resources
 - a. Identify progress in obtaining "other" public and private resources to address needs.
 - b. How Federal resources from HUD leveraged other public and private resources.
 - c. How matching requirements were satisfied.

The City used its CDBG allocations as collateral to secure a \$2.4 million Section 108 loan in the 2001-2002 program year. These additional funds were used to complete a portion of the Balboa Village Improvement Project. The 108 loan is being repaid over a twenty year-period.

The City also supported the Continuum of Care Homeless Assistance Grant application submitted by the Orange County Housing & Community Development Department. The County successfully secured \$2,972,944 million in the Homeless Assistance during the program year 2010-2011.

There are no matching requirements for CDBG.



II. MANAGING THE PROCESS

II. MANAGING THE PROCESS

1. Describe actions taken during the last year to ensure compliance with program and comprehensive planning requirements.

The City has made all efforts to ensure compliance with the 2010-2014 Consolidated Plan and the 2010-2011 Action Plan. The City has utilized the HUD Integrated Disbursement and Information System (IDIS) for preparation of the Consolidated Plan and Action Plans. The City has included all necessary HUD reports as part of its CAPER submittal and has utilized the CPMP Tool to monitor the progress of the Strategic Plan (also see Appendix "A"). In addition, the City continues to consult with HUD for technical assistance of projects when necessary.

2010-2011 Program Year Goals vs. Accomplishments

Activity	Accomplishment Units	2010-2011 Goals	2010-2011 Achievements
<i>Housing:</i> Section 8 Housing Choice Voucher and Rent-Restricted Units	Housing Units	400	409
<i>Housing:</i> *Rehabilitation - Utility Connection Program	Housing Units	7	0*
<i>Fair Housing Activities:</i> Fair Housing & Counseling Services	People Served	200	160
<i>Senior Services:</i> Home Delivered Meals Program	People Served	100	142
<i>Special Needs/Non-Homeless:</i> Battered and Abused Spousal Program	People Served	7	13
<i>Special Needs/Non-Homeless:</i> Substance Abuse Rehabilitation Program	People Served	8	8
<i>Homeless and HIV/AIDS:</i> Transitional Housing Program	People Served	100	144
<i>Public Services:</i> Health Services	People Served	100	369
<i>Public Facilities:</i> Section 108 Loan Repayment-Balboa Village	Public Facilities	1	1
General Program Administration	N/A	N/A	N/A

*The Utility Connection Program activity is currently open and funds were carried over to PY 2011- 2012. The City anticipates the completion of this activity during the PY 2011-2012.



III. CITIZEN PARTICIPATION

III. CITIZEN PARTICIPATION

1. Provide a summary of citizen comments.

The City encourages input and feedback on its performance in meeting the objectives of the Strategic Plan from concerned residents and local advocacy groups. The City provides a public review and comment period for the draft version of the CAPER, and also holds a public hearing to solicit input.

A draft copy of the CAPER covering PY 2010-2011 was made available from August 29, 2011 to September 13, 2011. (PENDING - No public comments were received). The public hearing to solicit public input and comment on the CAPER and the City's performance during PY 2010-2011 was held at the Newport Beach City Council Chambers at 3300 Newport Boulevard, Newport Beach, California. (PENDING - No public comments were made). Notice of both the public comment/review period and the public hearing was published on August 27, 2011 in the Daily Pilot, a newspaper of local circulation. A copy of the Notice appears in Appendix "C".

2. In addition, the performance report provided to citizens must identify the Federal funds made available for furthering the objectives of the Consolidated Plan. For each formula grant program, the grantee shall identify the total amount of funds available (including estimated program income), the total amount of funds committed during the reporting period, the total amount expended during the reporting period, and the geographic distribution and location of expenditures. Jurisdictions are encouraged to include maps in describing the geographic distribution and location of investment (including areas of minority concentration). The geographic distribution and expenditure requirement may also be satisfied by specifying the census tracts where expenditures were concentrated.

2010-2011 Program Year Sources of Funds

Source	Amount
2010-2011 CDBG Entitlement	\$385,189
Unallocated CDBG Funds (Prior Year)	\$5,149
CDBG Program Income	\$0
All other forms of CDBG	\$0
TOTAL	\$390,338

2010-2011 Program Year Fund Sources and Uses

Activities	Budget	Expenditures
Program Administration		
City of Newport Beach – Program Administration	\$ 60,285	\$ 60,285
Fair Housing Services	\$ 11,185	\$ 11,178
<i>Subtotal Administration:</i>	\$ 71,470	\$ 71,463
Public Services		
Age Well Senior Services – Home Delivered Meals Program	\$ 20,000	\$ 20,000
Families Forward – Transitional Housing Program	\$ 10,000	\$ 10,000
Human Options – Community Resource Center	\$ 4,600	\$ 2,719
Serving People in Need – Substance Abuse Rehab Program	\$ 10,000	\$ 10,000
Share Our Selves – SOS Free Medical and Dental Clinics	\$ 9,000	\$ 9,000
<i>Subtotal Public Services:</i>	\$ 53,600	\$ 51,719
Capital Improvements		
*City of Newport Beach – Utility Assessment District Grant Program	\$ 65,922 ¹	\$ 0.00
City of Newport Beach – 108 Loan Repayment	\$ 199,346	\$ 199,345
<i>Subtotal Capital Improvements:</i>	\$265,268	\$ 199,345
TOTALS	\$390,338	\$322,527

¹Project budget amount \$60,773 plus Unallocated CDBG Funds \$5,149.

Summary of Uses

Activities	Budget	% of Budget	Expenditures
Program Administration	\$ 71,470	20%	\$ 71,463
Public Services	\$ 53,600	15%	\$ 51,719
*Capital Improvements	\$ 265,268	65%	\$ 199,345
TOTALS	\$390,338	100%	\$ 322,527

¹Project budget amount \$60,773 plus Unallocated CDBG Funds \$5,149

*Utility Assessment District Grant Program is an open activity and funds were carried over to PY 2011-2012



IV. INSTITUTIONAL STRUCTURE

IV. INSTITUTIONAL STRUCTURE

1. Describe actions taken during the last year to overcome gaps in institutional structures and enhance coordination.

The City of Newport Beach continued to work with Orange County, the Orange County Housing Authority and various non-profit organizations to provide services to the City's residents. Through the cooperative efforts of these organizations, a variety of housing and community development programs were implemented throughout the community.

The City maintained close contact with social service organizations funded by the City as well as other local service providers to coordinate efforts and to avoid the duplication of services.



V. MONITORING

V. MONITORING

1. Describe how and the frequency with which you monitored your activities.

Each program year, the City develops a custom monitoring schedule including each contractor / subrecipient. The monitoring plan includes the following tools:

- Annual Subrecipient Conference / Onsite Technical Assistance Visit
- Desk monitoring
- Performance reports through our *Grants Management System (GMS)*
- Onsite program and financial reviews

An appropriate combination of these four items provides a clear and timely picture of each contractor/subrecipient's progress and level of compliance with program regulations.

Annual Subrecipient Workshop / Onsite Technical Assistance Visits

An annual workshop is provided for new subrecipients. At this workshop, City staff review the program reporting requirements and documentation/recordkeeping standards to foster compliance. For high risk agencies, an onsite technical assistance meeting may also be necessary to assess the subrecipient's capacity related to recordkeeping, service delivery, and/or accounting systems. These visits are conducted in August and February of each year.

Desk Monitoring

Annually, the City reviews copies of case files to ensure complete and accurate documentation regarding the following items:

- Client eligibility (if applicable)
- Property eligibility (if applicable)
- Appropriate funding levels for the activity
- Compliance with all program requirements (i.e. environmental review)

Performance Reports

The City requires that performance reports from all subrecipients be submitted through the GMS in order to facilitate the examination of a project's progress throughout the program year. For capital projects and public service grants, reports are required on a quarterly basis. The performance reports alert staff to any problems in subrecipient performance, need for technical assistance, and ensure data collection requirements are met.

Annual Onsite Program and Financial Reviews

The Department provides annual on-site reviews of all high-risk subrecipients in order to conduct a complete programmatic and financial monitoring. The Department will conduct on-site monitoring of low and moderate-risk subrecipients on a bi-annual basis.

Monitoring Staff

The City has the following monitoring duties:

- Oversee the planning and budgeting process to ensure that projects and programs are consistent with the Consolidated Plan's identified high- and in some cases medium-priority strategic objectives and grant requirements. Staff also provides technical guidance regarding Affirmative Marketing and Fair Housing practices.
- Provide technical guidance with each subrecipient partner regarding: program structure, income requirements, and document compliance. Staff reviews the City's monthly expenditure reports. At a minimum, staff performs quarterly draw downs in HUD's Integrated Disbursement and Information System (IDIS) against the appropriate grant. For IDIS, Staff gathers quarterly program statistical reports from the subrecipient partners and updates all necessary fields from setup to completion of each project and activity. Regular updating and draws ensures the City meets the CDBG timeliness deadline. As needed, staff performs environmental reviews and Davis-Bacon monitoring.
- Review the invoices from each subrecipient and ensure timeliness with expenditures.
- Provide technical guidance regarding all housing construction, demolition, and rehabilitation projects ensuring the correct number of units, timeliness in build-out, and approval of payments. For new construction, ensure compliance with all applicable local codes, ordinances, and zoning ordinances at the time of project completion.

Provide monitoring orientation with all subrecipient partners and establish monitoring visits. The monitoring orientation includes the timing for monitoring visits. Subrecipient partners without problems or significant findings receive annual or semi-annual monitoring visits, while new subrecipients and subrecipients with significant problems or complex projects receive quarterly visits.

2. Describe the results of your monitoring including any improvements.

The Department achieved monitoring success through:

- Pre-award screening, risk assessment, and orientation;
- Strong written agreements;
- Performance standards and program objectives; and
- Defined monitoring of each subrecipient partner on quarterly, semi-annual, and annual basis.

The City will continually refine its monitoring procedures to ensure that each monitoring has a meaningfully positive impact on the overall program and that projects have measurable outcomes.

3. Self Evaluation

- a. Describe the effect programs have in solving neighborhood and community problems.
- b. Describe progress in meeting priority needs and specific objectives and help make community's vision of the future a reality.
- c. Describe how you provided decent housing and a suitable living environment and expanded economic opportunity principally for low and moderate-income persons.
- d. Indicate any activities falling behind schedule.
- e. Describe how activities and strategies made an impact on identified needs.
- f. Identify indicators that would best describe the results.
- g. Identify barriers that had a negative impact on fulfilling the strategies and overall vision.
- h. Identify whether major goals are on target and discuss reasons for those that are not on target.
- i. Identify any adjustments or improvements to strategies and activities that might meet your needs more effectively.

Program Year 2010-2011 was the seventeenth year that Newport Beach administered its own CDBG program since becoming a CDBG Entitlement Jurisdiction in 1994. The City completed all the planning requirements of the CDBG program and began program implementation on July 1, 2010.

To facilitate the administration of the CDBG program, the City has retained a consultant to provide technical support and to oversee the City of Newport Beach CDBG activities and expenditures.

CDBG grants were awarded to five (5) social service and fair housing agencies to address the supportive service needs of Newport Beach residents.

Overall, the City has been successful in implementing the proposed projects during the seventeenth year of its CDBG program and first under the 2010-2014 Five-Year Consolidated Plan.

The City utilizes its CDBG funds to address homeless issues, special needs and community development objectives. Housing objectives are primarily met with the use of local in-lieu fee proceeds. As a result, for this Report, the majority of the achievements in this report address the strategic plan objectives in which CDBG funds are utilized (homeless, special needs and community development objectives).

The City has met the majority of the annual goals for the aforementioned objectives. The City met the following objectives for the program year:

2010-2011 Program Year Goals vs. Accomplishments

Activity	Accomplishment Units	2010-2011 Goals	2010-2011 Achievements
<i>Housing:</i> Section 8 Housing Choice Voucher and Rent-Restricted Units	Housing Units	400	409
<i>Housing:</i> Rehabilitation - Utility Connection Program	Housing Units	7	0
<i>Fair Housing Activities:</i> Fair Housing & Counseling Services	People Served	200	160
<i>Senior Services:</i> Home Delivered Meals Program	People Served	100	142
<i>Special Needs/Non-Homeless:</i> Battered and Abused Spousal Program	People Served	7	13
<i>Special Needs/Non-Homeless:</i> Substance Abuse Rehabilitation Program	People Served	8	8
<i>Homeless and HIV/AIDS:</i> Transitional Housing Program	People Served	100	144
<i>Public Services:</i> Health Services	People Served	100	369
<i>Public Facilities:</i> Section 108 Loan Repayment-Balboa Village	Public Facilities	1	1
General Program Administration	N/A	N/A	N/A

The table in the Executive Summary and Managing the Process clearly demonstrate that the City met a majority of the quantifiable goals it proposed in the Five-Year Consolidated Plan and the One-Year Action Plan, and exceeded most goals. However, many of the City’s programs have indirect benefits that are difficult to measure. For example, the full benefits of the Balboa Village Public Facility Improvements will not be realized until private businesses capitalize on the public investment, expand their operations and hire new staff.

In establishing five-year priorities, the City of Newport Beach has taken two (2) concerns into consideration: 1) those categories of lower- and moderate-income households most in need of housing and community development assistance; and 2) which activities will best meet the needs of those identified households. The homeless, persons with special needs, and those at risk of homelessness are most in need of housing and community assistance. The City developed the following strategies to address the needs of such persons:

- Provide supportive services and housing for the homeless and near homeless through support of social agencies and regional programs;
- Provide supportive services for special needs populations;
- Provide for the access needs of the physically challenged; and
- Provide needed community services to those of lower- and moderate-income.

The activities funded in program year 2010-2011 not only addressed the above strategies, but improved the quality of life for those identified as the most in need of housing and community development assistance.

To illustrate, the City awarded the Fair Housing Council of Orange County (FHCO) CDBG funds to help low and moderate-income and persons with special needs to remain in their homes. The FHCO assisted 160 persons with various fair housing services.

The most noted example of how activities and strategies made an impact on identified needs during the 2010-2011 program year is Age Well Senior Services (SCSS) Mobile Meals Program. This organization provides home-delivered nutritious meals to homebound, disabled, low and moderate-income seniors and disabled persons in southern Orange County, including Newport Beach. SCSS delivered nutritional meals to 142 seniors and disabled persons in the City during the program year. In an effort to increase supportive services to elderly residents and disabled persons, SCSS has worked with HOAG Hospital to ensure that discharged low-income seniors and disabled persons can receive home delivered nutritionally appropriate meals. Such coordination has improved the access of seniors and disabled persons to services.

Serving People In Need (SPIN) assisted 8 low- and moderate-income residents suffering from substance abuse.

Families Forward provided emergency/transitional shelter to 144 people providing meals, shelter, clothing, case management and referral services to homeless families.

Human Options provided services to 13 clients who are homeless because of domestic violence. This agency provides to battered women with children shelter, food, clothing, and counseling and legal advocacy.

Share Our Selves (SOS) served 369 low- and moderate-income residents providing primary/urgent care on a daily walk-in basis, chronic care, and specialty care by appointment to uninsured Orange County residents and patients in the County MSI Program. This activity provided a service to persons in need of medical and dental care.

The City allocated CDBG funds for the Utility Assessment District Grant Program as an objective to improve existing neighborhood conditions for the purpose of creating decent housing through the utility connection grant program. The City planned to meet a goal of 7 owner-occupied housing units for the 2010-2011 program year. This project was carried over to 2011-2012 PY.

The City continues to look for ways to provide affordable housing to low- and moderate-income households by using resources such as City's in-lieu fee associated with market-rate development, as well as local regulations such as density bonuses, waiver of processing and permitting fees, and the relaxation of

development standards. The City continues to look for potential developers of affordable housing for seniors and families to use these available funds. In program year 2010-2011, the City used in-lieu fee proceeds for plumbing repairs needed to preserve affordable housing units.

The City continues to preserve affordable housing by monitoring existing affordable housing units and enforcing affordability covenants. Affordable housing projects were funded with a variety of funding sources (see Affordable Housing Table in Section VII). In addition, the City's goal is to preserve and increase housing affordability by set a target of adding 68 housing units at Airport Area Conexant in the Consolidated Plan. This goal will be met towards the end of the 5-year period.

The City has set a target of adding 34 affordable housing units in the Consolidated Plan. The City will acquire covenants on rental properties for the purpose of increased affordable rental units at North Newport Center and Santa Barbara Condominiums.

The City will continue to provide funding for ADA Sidewalk Improvements to public facilities throughout the City to ensure accessibility to residents with disabilities during the 2011-2012 program year. The City set a goal of improving ADA access to two public facilities in the consolidated plan.

The City cannot identify any barriers to strategies and activities at this time. As previously stated, the City is on target with major Strategic Plan goals and objectives. The City has no other adjustments to strategies and activities other than those previously mentioned in this report.



VI. LEAD-BASED PAINT

VI. LEAD-BASED PAINT

Lead-based Paint

1. Describe actions taken during the last year to evaluate and reduce lead-based paint hazards.

The City does not administer a general housing rehabilitation program that includes lead abatement and therefore has no method of directly reducing the threat of lead paint in the community. The City supports the efforts of the Orange County Department of Health Services, an organization that educates residents on the health hazards of lead-based paint through the dissemination of brochures to residents.



VII. HOUSING

VII. HOUSING

Housing Needs

1. Describe Actions taken during the last year to foster and maintain affordable housing.

The City fosters and maintains affordable housing with local resources such as the in-lieu fee associated with market-rate development and local regulations such as density bonuses, waiver of processing and permitting fees, and the relaxation of development standards. The City continues to look for potential developers of affordable housing for seniors and families to use these available funds. In program year 2010-2011, the City used in-lieu fee proceeds for plumbing repairs needed to preserve affordable housing. In addition, City staff continued to monitor the number of affordable housing units and enforce the affordability covenants of units in Newport Beach. The table below provides a list of units that currently have affordability covenants and are located within the City of Newport Beach. The City is responsible for monitoring 277 of the 538 affordable units.

City of Newport Beach - Affordable Housing Units

Project Name	Project Address	Termination Date	No. Units	Unit Breakdown
Newport Sea Crest Apts.	843 15 th Street	11/1/16	65	45-2 Bedroom 20-1 Bedroom
Newport Seaside Apts.	1544 Placentia Avenue	8/1/19	25	23-2 bedroom 2-3 bedroom
Newport Seashore Apts.	849 West 15 th Street	7/1/18	15	2 bedrooms
Newport Harbor I	1538 Placentia Avenue	5/7/20	26	21-2 bedroom 5-3 bedroom
Pacific Heights Apartments	881-887 W. 15 th Street	9/12/18	7	2 bedrooms
Newport Harbor II	1530 Placentia Ave	7/16/23	14	10-2 Bedroom 4-SRO Style
Kirkwood (Villa del Este)	401 Seaward Road (Proprietorship)	4/19/25	2	2 bedrooms
Villa Sienna Condominiums	2102 East 15 th Street (Proprietorship)	07/02/22	3	2 bedrooms
851 Domingo Drive Apts.	851 Domingo Drive (County Project)	Perm.	28	Not monitored by City
Seaview Lutheran Plaza	2900 Pacific View Dr. (Federal Project)	Perm.	100	Not monitored by City
Newport North	2 Milano Drive (County Project)	Perm.	133	Not monitored by City
Lower Bayview Housing	1121 Back Bay Drive	Perm.	120	96-1bedroom 24-2 bedroom
TOTAL			538	
TOTAL RENTAL UNITS MONITORED BY THE CITY:			277	

Specific Housing Objectives

1. Evaluate progress in meeting specific objective of providing affordable housing, including the number of extremely low-income, low-income, and moderate-income renter and owner households comparing actual accomplishments with proposed goals during the reporting period.

The City divided its efforts to foster and maintain affordable housing into three specific objectives that are described more fully below. The three objectives are:

- Add and maintain 34 affordable housing units
- Maintain current level of Section 8 Vouchers
- Ensure universal access to fair housing

Maintain current level of Section 8 Vouchers

The Orange County Housing Authority (OCHA) administers the Section 8 rental certificate and rental voucher program for the City. The Section 8 rental program provides rental assistance to very low-income families. In PY 2010-2011, 132 households received Section 8 rental assistance.

Ensure universal access to fair housing

The Fair Housing Council of Orange County (FHCO) was allocated \$11,185 to provide landlord tenant mediation, eviction prevention and fair housing counseling. Although FHCO made 168 contacts with individuals in Newport Beach regarding fair housing issues, 160 persons received services. With staff turnover, FHCO had limited staff to meet their outreach goals. As a result, FHCO was not able to serve as many clients as originally anticipated during the program year. However, the City is committed to ensuring the right to fair housing for all of its residents. Fair housing activities undertaken this year will be carried out by the Fair Housing Foundation and will include conflict resolution, landlord/tenant counseling and investigation/prosecution of discrimination complaints. A comprehensive education and outreach program will also be implemented to ensure that residents, potential residents, landlords, real estate brokers and agents all have access to critical information needed to ensure fair housing choice throughout Newport Beach.

HOUSING

5-Year Strategy: Expand the supply of affordable rental and homeownership housing opportunities				
Outcome/Objective Statements	Planned Activities	Performance Indicator	2010 Goals	2010 Achievements
Affordability/Decent Affordable Housing	Acquisition of Affordability Covenants on Rental Properties (North Newport Center & Santa Barbara Condominiums)	Housing Units	0	0
	Construction of Multi-Family Affordable Housing Units (Airport Area Conexant)	Housing Units	0	0

HOUSING

5-Year Strategy: Preserve and improve the existing housing stock and ensure equal access				
Outcome/Objective Statements	Planned Activities	Performance Indicator	2010 Goals	2010 Achievements
Accessibility / Decent Affordable Housing	Section 8 Housing Choice Voucher and Rent-Restricted Units	Housing Units	400	409
	Housing Rehabilitation Programs Utility Connection Programs	Housing Units	7	0
	Fair Housing Program	People	200	160

- Evaluate progress in providing affordable housing that meets the Section 215 definition of affordable housing for rental and owner households comparing actual accomplishments with proposed goals during the reporting period.

The City's goal is to preserve and increase housing affordability. The City has set a target of adding 68 housing units at Airport Area Conexant in the consolidated Plan. This goal will be met towards the end of the 5-year period.

The City has set a target of adding 34 affordable housing units in the Consolidated Plan. The City will acquire covenants on rental properties for the purpose of increased affordable rental units at North Newport Center and Santa Barbara Condominiums.

- Describe efforts to address “worst-case” housing needs and housing needs of persons with disabilities.

In addition to the activities mentioned in questions number 1 and 2 of the Specific Housing Objectives Section above, the City addressed the needs of “worst-case” households through the funding of non-profit public service agencies. “Worst-case” households are defined as households that do not receive on-going rental assistance and pay more than one-half of their income for rent or live in severely inadequate housing. These households face the greatest risk of becoming homeless.

Public Housing Strategy

- Describe actions taken during the last year to improve public housing and resident initiatives.

The City supported the Orange County Housing Authority (OCHA) efforts to maximize the use of Section 8 funds and other resources within Newport Beach. There are currently thirty-one (31) OCHA participating jurisdictions, including Newport Beach. Representatives from the participating jurisdictions meet at a

minimum quarterly, often times monthly, to form the Cities Advisory Committee to assist the Orange County Board of Supervisors and the OCHA staff in accomplishing public housing goals. Newport Beach attends the meetings regularly and provides input on the OCHA Five-Year Strategic Plan, Annual Plan and Administrative Plans. Although there are currently no public housing units in Newport Beach, the City continued to participate on the Advisory Committee and support OCHA's efforts (1) in expanding affordable housing opportunities for Section 8 Voucher recipients, and (2) ensuring OCHA goals are consistent with the City's Consolidated Plan and Housing Element.

Barriers to Affordable Housing

1. Describe actions taken during the last year to eliminate barriers to affordable housing.

The City implemented the following actions to reduce barriers to affordable housing:

- Continued to monitor all regulations, ordinances, departmental processing procedures, and residential development fees to ensure these requirements do not excessively constrain affordable residential development.
- Continued to enforce the Inclusionary Housing Ordinance that requires market-rate developers to allocate between 10 and 20 percent of new units for low and moderate-income households. Developers can also opt for the in-lieu fee. The City currently has \$1,546,573 million of in-lieu fees. In-lieu fees are reserved for the development or preservation of affordable housing.
- Continued to offer density bonus incentives for the development of affordable housing pursuant to state density bonus requirements and Newport Beach Housing Element.
- Offered fee waivers to developers of affordable housing.



VIII. HOMELESS NEEDS

VIII. HOMELESS NEEDS

Homeless Needs

1. Identify actions taken to address needs of homeless persons.

The Strategic Plan addresses the needs of persons who are homeless and are at risk of homelessness.

1. Preserve the supply of emergency and transitional units available
2. Assist homeless and those at risk of homelessness
3. Assist homeless battered women and children

Preserve the supply of emergency and transitional units available

Three (3) of the five (5) public service agencies receiving CDBG funds from the City provided emergency or transitional housing for homeless persons in Orange County. These funded programs were:

- Human Options – Emergency Shelter for Battered Women;
- Families Forward - Transitional Housing Programs; and
- Serving People in Need (SPIN) - Substance Abuse Rehabilitation Program.

Assist homeless and those at risk of homelessness

The City of Newport Beach provided financial assistance to Serving People In Need (SPIN), Families Forward, and Age Well Senior Services to provide access to recovery programs to homeless and low income individuals who otherwise could not afford such services. The program includes one month of room and board, counseling, and supplemental services focused on employment, medical assistance, and legal assistance. Home delivery meals twice daily to homebound persons to age, illness or disability.

Please also see the services provided by the Fair Housing Council of Orange County in the *General Narrative, Affirmatively Furthering Fair Housing*.

Assist homeless battered women and children

The City of Newport Beach provided financial assistance to Human Options under the Domestic Violence Intervention/Prevention Program to provide temporary emergency shelter to battered and abused women and their children. This program also receives referrals through the Courthouse Family violence Outreach Center, Interval House Project, and Transitional Housing Project.

2. Identify actions to help homeless persons make the transition to permanent housing and independent living.

In order to address homelessness in an effective, comprehensive manner, HUD asks cities to form Continuums of Care. A Continuum of care refers to an overall plan to coordinate the efforts of all involved parties to meet the needs of homeless persons and persons at risk of homelessness. The components of a continuum include homeless prevention, emergency shelter, transitional shelter, permanent supportive housing, and supportive services. The overall objective is to move homeless persons and families outside the service delivery system into emergency housing, then to transitional housing, and finally to self-sufficiency or permanent supportive housing.

The City of Newport Beach actively participates in the Orange County Continuum of Care, a collaboration of other city jurisdictions, non-profit organizations, and local groups and charities. The City is involved with the Steering Committee and has assisted in the development of strategies to meet homeless needs. The City also funded several non-profits involved at different stages of the Continuum:

Prevention:	Fair Housing Council of O.C. and Human Options
Emergency Shelter:	Human Options & Families Forward
Transitional Housing:	Serving People In Need (SPIN), Human Options; and Families Forward
Permanent Supportive Housing:	None
Supportive Services:	Families Forward, Human Options, and SPIN

HOMELESS AND HIV/AIDS

5-Year Strategy: Support a continuum of services in support of the City's and County's effort to end homeless and improve the quality of life for persons living with HIV/AIDS				
Outcome/Objective Statements	Planned Activities	Performance Indicator	2010 Goals	2010 Achievements
Accessibility / Suitable Living Environments	Homeless Prevention Programs Transitional Housing Emergency Shelter to Victims of Domestic Violence Transitional Housing and Support Services for Victims of Domestic Violence Case Management and Other Services	People	100	144

3. Identify new Federal resources obtained from Homeless SuperNOFA.

The City of Newport Beach supports the County of Orange Housing and Community Services Department and the Orange County Partnership in their efforts to secure funds to end homelessness. In 2009 (most recent available), OC partnership secured \$11 million for the region through the Competitive Homeless SuperNOFA. While none of the funded projects are located in the City of Newport Beach, the region as a whole will benefit from the following new programs that were awarded funding in the Homeless SuperNOFA:

- **American Family Housing:** \$419,662 for 36 beds, supportive services, and operations to provide transitional housing to homeless
- **Orange County Housing Authority:** \$3,121,104 for 174 Housing Certificates for tenant-based rental assistance for disabled homeless
- **Orange County Housing Authority:** \$551,232 for 30 Housing Certificates for tenant-based rental assistance for disabled homeless
- **Mercy House:** \$118,000 for 20 beds, supportive services, operations and HMIS to provide transitional housing to homeless
- **Anaheim Supportive Housing Senior Adults:** \$139,020 for 12 beds, supportive services, operations and HMIS to provide permanent housing to homeless
- **Mercy House:** \$90,240 for 21 beds, supportive services and HMIS to provide transitional housing to homeless
- **Collette's Children's Home:** \$157,278 for 24 beds, supportive services, operations, leasing and HMIS to provide transitional housing to homeless
- **Human Options:** \$111,122 for 50 beds, supportive services and operations to provide transitional housing to homeless
- **John Henry Foundation:** \$146,369 for 30 beds, supportive services and operations to provide permanent housing to homeless
- **OC Partnership:** \$57,043 for HMIS implementation
- **OC Partnership:** \$433,263 for HMIS to provide support services to providers who serve homeless subpopulations
- **Collette's Children's Home:** \$127,309 for 24 beds, supportive services, operations, leasing, and HMIS to provide transitional housing to homeless
- **South County Outreach:** \$25,034 for 10 beds, supportive services and operations to provide transitional housing to homeless

- **South County Outreach:** \$175,959 for 50 beds, supportive services and HMIS to provide transitional housing to homeless
- **So. Cal. Alcohol & Drug:** \$382,527 for 20 beds, supportive services, operations, leasing and HMIS to provide transitional housing to homeless
- **South County Outreach:** \$25,157 for 8 beds, supportive services and operations to provide transitional housing to homeless
- **Thomas House:** \$87,833 for 76 beds, 14 cribs, supportive services, operations and HMIS to provide transitional housing to homeless
- **Human Options:** \$30,793 for supportive services to homeless
- **YWCA Central OC:** \$93,880 for 11 beds, supportive services, operations and HMIS to provide transitional housing to homeless
- **Orange Coast Interfaith Shelter:** \$283,129 for 24 beds, supportive services, operations, leasing and HMIS to provide transitional housing to homeless
- **Veterans First:** \$159,700 for 24 beds, supportive services, operations and leasing to provide transitional housing to homeless
- **Families Forward:** \$73,819 for 35 beds, supportive services and operations to provide transitional housing to homeless
- **Veterans First:** \$254,804 for 28 beds, supportive services, operations, leasing and HMIS to provide transitional housing to homeless
- **Families Forward:** \$132,941 for 49 beds, supportive services and operations to provide transitional housing to homeless
- **Interval House:** \$73,268 for case management and supportive services to victims of domestic violence
- **Eli Home:** \$524,275 for 28 beds, supportive services, operations, leasing and HMIS to provide transitional housing to homeless
- **Fullerton Interfaith Emergency Shelter:** \$252,000 for low cost child care services to homeless families
- **Toby's House:** \$119,545 for supportive services for homeless individuals
- **Orange County Housing Authority:** \$1,014,264 for 58 Housing Certificates for tenant-based rental assistance for disabled homeless

- **Orange County Housing Authority:** \$702,264 for 40 Housing Certificates for tenant-based rental assistance for disabled homeless
- **Orange County Housing Authority:** \$411,684 for 29 Housing Certificates for project-based rental assistance for disabled homeless
- **Friendship Shelter:** \$68,136 to provide supportive services to the chronic homeless
- **Veteran's First:** \$211,664 for 22 permanent housing beds to serve disabled and chronic homeless veterans
- **WISE Place:** \$100,593 for 5 beds, supportive services, and operations to provide transitional housing to homeless
- **Colette's Children's Home:** \$163,898 for 24 beds, supportive services, operations, and HMIS to provide transitional housing to homeless (Anaheim)
- **Colette's Children's Home:** \$163,898 for 24 beds, supportive services, operations, and HMIS to provide transitional housing to homeless (Placentia)

Specific Homeless Prevention Elements

1. Identify actions taken to prevent homelessness.

Fair Housing Council of Orange County (FHCO) – Fair Housing

The City of Newport Beach provided financial assistance to continue to provide fair housing and landlord/tenant mediation to ensure universal access to fair housing to low and moderate income residents. In addition FHCO implements the Section 8 program to give priority to households that are at risk of becoming homeless or currently residing in inadequate housing.

Serving People in Need (SPIN) – Substance Abuse Rehabilitation Program

This program provided access to recovery programs to homeless and low income individuals who otherwise could not afford such services. The program includes one month of room and board, counseling, and supplemental services focused on employment, medical assistance, and legal assistance.

Human Options – Emergency Shelter for Battered Women

The City of Newport Beach provided financial assistance to provide for emergency shelter, food, clothing, counseling, and legal advocacy to battered women and their children to ensure availability/accessibility of suitable living environment.

Families Forward – Emergency Shelter and Transitional Housing

The City of Newport Beach provided financial assistance. This program transits struggling families from crisis to stability and self sufficiency.

Please also see the services provided by the Fair Housing Council of Orange County in the *General Narrative, Affirmatively Furthering Fair Housing*.



IX. COMMUNITY DEVELOPMENT

IX. COMMUNITY DEVELOPMENT

Community Development

1. Assessment of Relationship of CDBG Funds to Goals and Objectives
 - a. Assess use of CDBG funds in relation to the priorities, needs, goals, and specific objectives in the Consolidated Plan, particularly the highest priority activities.
 - b. Evaluate progress made toward meeting goals for providing affordable housing using CDBG funds, including the number and types of households served.
 - c. Indicate the extent to which CDBG funds were used for activities that benefited extremely low-income, low-income, and moderate-income persons.

The primary objective of CDBG Program is the development of viable urban communities, including decent housing, a suitable living environment and expanding economic opportunities, principally for persons of low- and moderate-income.

Accordingly, the City of Newport Beach developed a Consolidated Plan – One-Year Action Plan that gave priority to meeting community housing, public service, fair housing, public facilities and improvements, ADA Accessibility programs.

Through public meetings, and public hearings, the City provided residents and service providers an opportunity to help identify the City's major needs and thereby assist in the establishment of long and short term community development objectives.

During the 2010-2011 fiscal year, the City expended CDBG funds in a manner consistent with meeting the National Objectives of the program. 100% of the CDBG funds expended were for activities that benefit low to moderate income persons. The percentage includes Administration and Planning activities:

The following is a list of CDBG public service programs that were implemented:

- Fair Housing and Landlord/Tenant Mediation
- Community Resource Center
- Emergency/Transitional Housing Shelter
- Senior Services
- Substance Abuse Rehab
- Share Our Selves – Free Medical and Dental Services

PUBLIC SERVICES

5-Year Strategy: Contribute to the well-being of individuals, families, and neighborhoods				
Outcome/Objective Statements	Planned Activities	Performance Indicator	2010 Goals	2010 Achievements
Accessibility / Suitable Living Environments	General Public Service Programs	People	100	369
	Employment and Other Training Programs			
	Food and Essential Services			
	Family Services			
	Health Services			
	Youth Services			

The following is a list of CDBG housing and capital improvement projects that were implemented:

- Utility Assessment District Grant Program
- Section 108 Loan Repayment (Balboa Village Improvements)

PUBLIC FACILITIES

5-Year Strategy: Provide access to local public facilities that contribute to community and neighborhood development				
Outcome/Objective Statements	Planned Activities	Performance Indicator	2010 Goals	2010 Achievements
Sustainability / Suitable Living Environments	Section 108 Loan Repayment – Balboa Village Improvements	Public Facilities	1	1

2. Changes in Program Objectives
 - a. Identify the nature of and the reasons for any changes in program objectives and how the jurisdiction would change its program as a result of its experiences.

The City did not make any changes to its program objectives.

3. Assessment of Efforts in Carrying Out Planned Actions
 - a. Indicate how grantee pursued all resources indicated in the Consolidated Plan.
 - b. Indicate how grantee provided certifications of consistency in a fair and impartial manner.
 - c. Indicate how grantee did not hinder Consolidated Plan implementation by action or willful inaction.

The City pursued all resources described in the PY 2010-2011 One-Year Action Plan. The City provided certifications of consistency upon request to non-profits that were pursuing activities and projects that worked toward meeting the strategic objectives and national objectives found in the Consolidated Plan and the Orange County Housing Authority (OCHA) for its Annual Plan. The City did not hinder the implementation of any portion of the Consolidated Plan through any action or willful inaction.

4. For Funds Not Used for National Objectives
 - a. Indicate how use of CDBG funds did not meet national objectives.
 - b. Indicate how did not comply with overall benefit certification.

According to the CDBG Grantee Performance Report generated by HUD's Integrated Disbursement and Information System (IDIS), all CDBG funded activities, with the exception of administration, fair housing, and Section 108 repayments, satisfied the Low/Moderate Income National Objective.

In the 2010-2011 One-Year Action Plan, the City certified that at least 70 percent of all CDBG funded activities would primarily benefit low and moderate-income persons. According to the CDBG Financial Summary Report (PR26) generated by HUD's Integrated Disbursement and Information System (IDIS), 100% of the City's CDBG expenditures went toward satisfying the national objective of serving persons of low- and moderate-income.

5. Anti-displacement and Relocation – for activities that involve acquisition, rehabilitation or demolition of occupied real property
 - a. Describe steps actually taken to minimize the amount of displacement resulting from the CDBG-assisted activities.
 - b. Describe steps taken to identify households, businesses, farms or nonprofit organizations who occupied properties subject to the Uniform Relocation Act or Section 104(d) of the Housing and Community Development Act of 1974, as amended, and whether or not they were displaced, and the nature of their needs and preferences.
 - c. Describe steps taken to ensure the timely issuance of information notices to displaced households, businesses, farms, or nonprofit organizations.

The City did not undertake any CDBG-funded activities that involved acquisition, displacement or relocation.

6. Low/Mod Job Activities – for economic development activities undertaken where jobs were made available but not taken by low- or moderate-income persons
 - a. Describe actions taken by grantee and businesses to ensure first consideration was or will be given to low/mod persons.
 - b. List by job title of all the permanent jobs created/retained and those that were made available to low/mod persons.

- c. If any of jobs claimed as being available to low/mod persons require special skill, work experience, or education, provide a description of steps being taken or that will be taken to provide such skills, experience, or education.

The City did not undertake any CDBG-funded activities using the economic development or job creation national objective.

7. Low/Mod Limited Clientele Activities – for activities not falling within one of the categories of presumed limited clientele low and moderate income benefit
 - a. Describe how the nature, location, or other information demonstrates the activities benefit a limited clientele at least 51% of whom are low- and moderate-income.

The City funded several activities on the basis that at least 51 percent of the beneficiaries of the service would be of low- or moderate-income. All funded services that qualified as a Low/Mod Clientele activity either served homeless persons, who qualify as a presumed benefit sub-population, or verified the income of the beneficiary upon intake. At least 51 percent of beneficiaries for each CDBG-funded activity were documented or presumed to be of low- and moderate-income.

8. Program income received
 - a. Detail the amount of program income reported that was returned to each individual revolving fund, e.g., housing rehabilitation, economic development, or other type of revolving fund.
 - b. Detail the amount repaid on each float-funded activity.
 - c. Detail all other loan repayments broken down by the categories of housing rehabilitation, economic development, or other.
 - d. Detail the amount of income received from the sale of property by parcel.

The City did not receive any CDBG program income in PY 2010-2011.

9. Prior period adjustments – where reimbursement was made this reporting period for expenditures (made in previous reporting periods) that have been disallowed, provide the following information:
 - a. The activity name and number as shown in IDIS;
 - b. The program year(s) in which the expenditure(s) for the disallowed activity(ies) was reported;
 - c. The amount returned to line-of-credit or program account; and
 - d. Total amount to be reimbursed and the time period over which the reimbursement is to be made, if the reimbursement is made with multi-year payments.

There were no prior period adjustments.

10. Loans and other receivables
 - a. List the principal balance for each float-funded activity outstanding as of the end of the reporting period and the date(s) by which the funds are expected to be received.

- b. List the total number of other loans outstanding and the principal balance owed as of the end of the reporting period.
- c. List separately the total number of outstanding loans that are deferred or forgivable, the principal balance owed as of the end of the reporting period, and the terms of the deferral or forgiveness.
- d. Detail the total number and amount of loans made with CDBG funds that have gone into default and for which the balance was forgiven or written off during the reporting period.
- e. Provide a List of the parcels of property owned by the grantee or its subrecipients that have been acquired or improved using CDBG funds and that are available for sale as of the end of the reporting period.

The City did not use CDBG funds for any float-funded activities.

11. Lump sum agreements

- a. Provide the name of the financial institution.
- b. Provide the date the funds were deposited.
- c. Provide the date the use of funds commenced.
- d. Provide the percentage of funds disbursed within 180 days of deposit in the institution.

The City has no lump sum agreements.

12. Housing Rehabilitation – for each type of rehabilitation program for which projects/units were reported as completed during the program year

- a. Identify the type of program and number of projects/units completed for each program.
- b. Provide the total CDBG funds involved in the program.
- c. Detail other public and private funds involved in the project.

The City allocated \$65,922 for the Utility Connection Grant Program, setting a goal of existing 7 owner-occupied housing units for the 2010-2011 program year.

The grant process is divided into three (3) stages:

- 1) Application Phase – Applicant household submits a program application and supporting documentation required to establish household and property eligibility. Household income must not exceed 50% of the area median income adjusted for household size.
- 2) Step 1 Documentation – Applicant submits three (3) bids from qualified contractors for the connection work, a contract agreement with the lowest bidder, and “before” photos of the areas of the property to be affected.
- 3) Step 2 Documentation – Submittal of the contractor invoice and the cancelled check (front and back) to prove payment to the contractor. Additionally, the Applicant must submit an unconditional lien release and “after” photos of the areas of the property that were affected.

Between July 1, 2010 and June 30, 2011, eight (8) applications were received from owner-occupants of properties located within the Utility Assessment Districts. The status of the eight (8) applications is as follows:

- 0- Step 2 Documentation received and approved (Project Complete)
- 0- Step 1 Documentation received and approved (Under Construction)
- 4- Application Submitted and approved (Applicant qualifies for assistance)
- 2- Application Submitted and determined to be incomplete (Applicant needs to submit additional information)
- 2- Application Submitted and denied (Applicant household or property determined to be ineligible for assistance)

More than six (6) months have elapsed since the four (4) approved applications were received. Should any of the four (4) previously approved applicants move forward with the Step 1 document submittals, their household size and income documentation will need to be updated and a new eligibility determination will need to be made. The program is currently open to households wishing to apply for assistance.

The funds have been carried over to the PY 2011-2012. The City is making efforts to meet its goals as proposed in the Consolidated Plan during the 2011-2012 program year.

13. Neighborhood Revitalization Strategies – for grantees that have HUD-approved neighborhood revitalization strategies
 - a. Describe progress against benchmarks for the program year. For grantees with Federally-designated EZs or ECs that received HUD approval for a neighborhood revitalization strategy, reports that are required as part of the EZ/EC process shall suffice for purposes of reporting progress.

The City did not have a Neighborhood Revitalization Strategy Area in PY 2010-2011.



X. ANTI-POVERTY STRATEGY

X. ANTI-POVERTY STRATEGY

Antipoverty Strategy

1. Describe actions taken during the last year to reduce the number of persons living below the poverty level.

In Program Year 2010-2011, the City provided CDBG funding to support several programs to maintain or increase the client's level of self-sufficiency and ability to escape poverty. The following programs directly assisted low- and moderate-income persons:

1. Senior Services Home-Delivered Meal Program
2. Human Option/Emergency Shelter for Battered Women
3. Families Forward/Emergency/Transitional Shelter
4. SPIN/Substance Abuse Rehabilitation



XI. NON-HOMELESS SPECIAL NEEDS

XI. NON-HOMELESS SPECIAL NEEDS

Non-homeless Special Needs

1. Identify actions taken to address special needs of persons that are not homeless but require supportive housing, (including persons with HIV/AIDS and their families).

The City funded a number of programs that address the special needs of persons that are not homeless but require supportive housing. These programs include:

Age Well Senior Services Home-Delivered Meal Program

Provided home delivered meals to seniors and disabled persons to reduce the possibility of institutionalization.

Share Our Selves (SOS) – Free Medical and Dental Clinics

Provided primary/urgent care on a daily walk-in basis, chronic care, and specialty care by appointment to uninsured Orange County residents and patients in the County MSI Program. This activity provided a service to persons in need of medical and dental care.

SPIN Substance Abuse Rehabilitation Program

Administered a substance abuse recovery program to help persons regain their self-sufficiency.

SENIOR SERVICES

5-Year Strategy: Provide quality supportive services so elderly residents can live as independently as possible				
Outcome/Objective Statements	Planned Activities	Performance Indicator	2010 Goals	2010 Achievements
Accessibility /Suitable Living Environments	General Senior Programs	People	100	142
	Information and Referral Programs			
	Food and Essential Services			
	Senior Transportation Services			

SPECIAL NEEDS/NON-HOMELESS

5-Year Strategy: Help persons with special needs live as independently as possible				
Outcome/Objective Statements	Planned Activities	Performance Indicator	2010 Goals	2010 Achievements
Accessibility / Suitable Living Environments	Battered and Abused Spousal Programs Food & Essential Services Referral and Case Management Services Employment Training and placement for persons with Disabilities	People	7	13
	Upgrade Public Facilities with ADA Improvements	Public Facilities	0	0
	Substance Abuse Rehabilitation Services	People	8	8

PUBLIC SERVICES

5-Year Strategy: Contribute to the well-being of individuals, families, and neighborhoods				
Outcome/Objective Statements	Planned Activities	Performance Indicator	2010 Goals	2010 Achievements
Accessibility / Suitable Living Environments	General Public Service Programs Employment and Other Training Programs Food and Essential Services Family Services Health Services Youth Services	People	100	369



XII. OTHER NARRATIVE

XII. OTHER NARRATIVE

1. Include any CAPER information that was not covered by narratives in any other section.

Minority Business Enterprise / Women-Owned Business Enterprise (MBE-WBE)

As an Entitlement recipient of CDBG funds, the City of Newport Beach is required to provide business opportunities to minority and women-owned businesses in connection with the activities funded through the CDBG grant. This requirement is applicable to contracting and subcontracting opportunities funded in whole or in part with the federal housing and community development assistance provided to the City as a grantee. OMB Circular A-102 states that “It is national policy to award a fair share of contracts to small and minority business firms. Grantees shall take similar appropriate affirmative action to support of women's enterprises and are encouraged to procure goods and services from labor surplus areas.” The Uniform Administrative Requirements of 24 CFR 85.36(e) require the City to “take all necessary affirmative steps to assure that minority firms, women’s business enterprises, and labor surplus area firms are used when possible.” Further, the City is required under §570.507(b) - Reports (24 CFR Part 570, CDBG Final Rule) to submit a report to the U.S. Department of Housing and Urban Development (HUD) on the City’s MBE-WBE contracting and subcontracting activity generated through the expenditure of HUD funds.

To comply with these requirements, the City includes MBE-WBE firms on its bid solicitation lists and encourages MBE-WBE firms to compete for CDBG-funded construction contracts. The City’s Economic Development Coordinator ensures that the Contract-Subcontract Activity Report and the MBE-WBE Summary Report are submitted to the Los Angeles Field Office of the U.S. Department of Housing and Urban Development as required.



APPENDICES



**APPENDIX “A”
SUMMARY OF ANNUAL
OBJECTIVES**

HOUSING

5-Year Strategy: Preserve and improve the existing housing stock and ensure equal access

Summary of Specific Annual Objectives

Specific Obj. #	Outcome/Objective Specific Annual Objectives	Sources of Funds	Performance Indicators	Year	Expected Number	Actual Number	Percent Completed
DH-1 Availability/Accessibility of Decent Housing							
DH-1 (1)	Section 8 Housing Choice Voucher - Maintain existing level of Section 8 housing vouchers and rent-restricted units within the City at risk of conversion to market rate housing through refinancing.	Section 8	Housing Units	2010	400	409	102%
				2011	400		0%
		In-Lieu Fee		2012	400		0%
				2013	400		0%
				2014	400		0%
				MULTI-YEAR GOAL			2000
	Housing Rehabilitation Programs & Utility Connection Programs - Prevent deterioration of property and provide financial assistance for repair, rehabilitation, and utility underground hook-ups to low- and moderate-income households.	CDBG	Housing Units	2010	7	underway	0%
				2011	5		0%
				2012	3		0%
				2013	3		0%
				2014	3		0%
				MULTI-YEAR GOAL			21
	Fair Housing Program - Ensure universal access to fair housing choice within the City.	CDBG	People	2010	200	160	80%
				2011	200		0%
				2012	200		0%
				2013	200		0%
				2014	200		0%
				MULTI-YEAR GOAL			1000

HOUSING

5-Year Strategy: Expand the supply of affordable rental and homeownership housing opportunities

Summary of Specific Annual Objectives

Specific Obj. #	Outcome/Objective Specific Annual Objectives	Sources of Funds	Performance Indicators	Year	Expected Number	Actual Number	Percent Completed
DH-2 Affordability of Decent Housing							
DH-2 (1)	Acquisition of Affordability Covenants on Rental Properties - Expand the supply of housing units affordable to low- and moderate-income within the City.	In-Lieu Fee	Housing Units	2010	0		0%
				2011	0		0%
				2012	0		0%
				2013	22		0%
				2014	12		0%
		MULTI-YEAR GOAL				34	0
	Construction of Multi-Family Affordable Housing Units - Increase supply of housing units affordable to low- and moderate-income households through new construction.	Density Bonus	Housing Units	2010	0		0%
				2011	0		0%
		Tax Credits		2012	0		0%
				2013	0		0%
		State HOME		2014	68		0%
				MULTI-YEAR GOAL			

SENIOR SERVICES

5-Year Strategy: Provide quality supportive services so elderly residents can live as independently as possible

Summary of Specific Annual Objectives

Specific Obj. #	Outcome/Objective Specific Annual Objectives	Sources of Funds	Performance Indicators	Year	Expected Number	Actual Number	Percent Completed
SL-1 Availability/Accessibility of Suitable Living Environment							
SL-1 (1)	Improve supportive services for elderly residents through: - General Senior Programs - Information and Referral Services - Food and Essential Services - Senior Transportation Services	CDBG	People	2010	100	142	142%
				2011	100		0%
				2012	100		0%
				2013	100		0%
				2014	100		0%
		MULTI-YEAR GOAL				500	142

SPECIAL NEEDS/NON-HOMELESS

5-Year Strategy: Help persons with special needs live as independently as possible

Summary of Specific Annual Objectives

Specific Obj. #	Outcome/Objective Specific Annual Objectives	Sources of Funds	Performance Indicators	Year	Expected Number	Actual Number	Percent Completed
SL-1 Availability/Accessibility of Suitable Living Environment							
SL-1 (2)	Increase services to low- and moderate-income persons with special needs through: - Battered and Abused Spousal Programs - Food and Essential Services - Referral and Case Management Services - Employment Training and Placement of Persons with Disabilities	CDBG	People	2010	7	13	186%
				2011	7		0%
				2012	7		0%
				2013	7		0%
				2014	7		0%
		MULTI-YEAR GOAL				35	13
	Upgrade Public Facilities with ADA Improvements - Increase accessibility of persons with disabilities to public facilities.	CDBG	Public Facilities	2010			0%
				2011			0%
				2012			0%
				2013	1		0%
		2014	1		0%		
	MULTI-YEAR GOAL				2	0	0.0%
	Substance Abuse Rehabilitation Services - Increase supportive services for persons suffering from substance abuse.	CDBG	People	2010	8	8	100%
				2011	8		0%
				2012	8		0%
2013				8		0%	
2014		8		0%			
MULTI-YEAR GOAL				40	8	20.0%	

HOMELESS AND HIV/AIDS

5-Year Strategy: Support a continuum of services in support of the City's and County's effort to end homeless and assist in improving the quality of life for persons with HIV/AIDS

Summary of Specific Annual Objectives

Specific Obj. #	Outcome/Objective Specific Annual Objectives	Sources of Funds	Performance Indicators	Year	Expected Number	Actual Number	Percent Completed
SL-1 Availability/Accessibility of Suitable Living Environment							
SL-1 (3)	Preserve the supply of emergency and transitional housing, increase supportive services for persons living with HIV/AIDS, and improve services for homeless persons and prevent those at-risk of homelessness through: - Homeless Prevention Programs - Transitional Housing - Emergency Shelter to Victims of Domestic Violence - Transitional Housing and Support Services for Victims of Domestic Violence - Case Management and Other Services	CDBG	People	2010	100	144	144%
				2011	100		0%
				2012	100		0%
				2013	100		0%
				2014	100		0%
		MULTI-YEAR GOAL				500	144

PUBLIC SERVICES

5-Year Strategy: Contribute to the well-being of individuals, families, and neighborhoods

Summary of Specific Annual Objectives

Specific Obj. #	Outcome/Objective Specific Annual Objectives	Sources of Funds	Performance Indicators	Year	Expected Number	Actual Number	Percent Completed
SL-1 Availability/Accessibility of Suitable Living Environment							
SL-1 (4)	Provide and improve public services to low- and moderate-income persons through: - General Public Services - Employment and Other Training Programs - Food and Essential Services - Family Services - Health Services	CDBG	People	2010	100	369	369%
				2011	100		0%
				2012	100		0%
				2013	100		0%
				2014	100		0%
		MULTI-YEAR GOAL				500	369

PUBLIC FACILITIES

5-Year Strategy: Provide access to local public facilities that contribute to community and neighborhood development

Summary of Specific Annual Objectives

Specific Obj. #	Outcome/Objective Specific Annual Objectives	Sources of Funds	Performance Indicators	Year	Expected Number	Actual Number	Percent Completed
SL-3 Sustainability of Suitable Living Environment							
SL-3 (1)	Repayment Section 108 Loan / Balboa Village Improvements - Preserve community infrastructure in order to eliminate blight, blighting influences, and prevent deterioration of property. The improvements will stimulate future economic investments and create a suitable living environment.	CDBG	Public Facility	2010	1	1	100%
				2011	1		0%
				2012	1		0%
				2013	1		0%
				2014	1		0%
		MULTI-YEAR GOAL					5



APPENDIX “B” CPMP PROJECT SUMMARIES

CPMP Version 2.0		Grantee Name: City of Newport Beach			
Project Name:		CDBG Administration			
Description:		IDIS Project #:	2010-01	UOG Code:	CA62454 NEWPORT BEACH
This project provided for the overall administration of the CDBG Program, to include: preparation and submission of the Annual Action Plan and the CAPER, IDIS data input, provision of technical assistance, monitoring of all projects, and overall fiscal management.					
Location:		Priority Need Category			
City of Newport Beach 3300 Newport Blvd. Newport Beach, CA 92658		Select one:		Planning/Administration	
Expected Completion Date:		Explanation:			
6/30/2011		The goal of the City's CDBG program is to provide decent housing, housing choice, suitable living environment and economic opportunity for all residents, businesses and visitors. Staff responsible for CDBG administration work towards these endeavors.			
Objective Category		Specific Objectives			
<input type="radio"/> Decent Housing <input checked="" type="radio"/> Suitable Living Environment <input type="radio"/> Economic Opportunity		1 Improve the services for low/mod income persons 2 3			
Outcome Categories					
<input checked="" type="checkbox"/> Availability/Accessibility <input type="checkbox"/> Affordability <input type="checkbox"/> Sustainability					
Project-level Accomplishments	Accompl. Type:	Proposed	N/A	Accompl. Type:	Proposed
		Underway			Underway
	Program Year 1	Complete		Program Year 4	Complete
	Accompl. Type:	Proposed		Accompl. Type:	Proposed
		Underway			Underway
	Program Year 2	Complete		Program Year 5	Complete
Accompl. Type:	Proposed		Accompl. Type:	Proposed	
	Underway			Underway	
Program Year 3	Complete		Con Plan Period	Complete	
Proposed Outcome		Performance Measure		Actual Outcome	
Access to decent housing and suitable living environment		National Objective: N/A		see individual CDBG Project	
21A General Program Administration 570.206		Matrix Codes			
Matrix Codes		Matrix Codes			
Matrix Codes		Matrix Codes			
Program Year 1	CDBG	Proposed Amt.	\$60,285	Fund Source:	Proposed Amt.
		Actual Amount	\$60,285		Actual Amount
	Fund Source:	Proposed Amt.		Fund Source:	Proposed Amt.
		Actual Amount			Actual Amount
	Accompl. Type:	Proposed Units	N/A	Accompl. Type:	Proposed Units
		Actual Units	N/A		Actual Units
Accompl. Type:	Proposed Units		Accompl. Type:	Proposed Units	
	Actual Units			Actual Units	
Program Year 2	CDBG	Proposed Amt.		Fund Source:	Proposed Amt.
		Actual Amount			Actual Amount
	Fund Source:	Proposed Amt.		Fund Source:	Proposed Amt.
		Actual Amount			Actual Amount
	Accompl. Type:	Proposed Units		Accompl. Type:	Proposed Units
		Actual Units			Actual Units
Accompl. Type:	Proposed Units		Accompl. Type:	Proposed Units	
	Actual Units			Actual Units	
Program Year 3	CDBG	Proposed Amt.		Fund Source:	Proposed Amt.
		Actual Amount			Actual Amount
	Fund Source:	Proposed Amt.		Fund Source:	Proposed Amt.
		Actual Amount			Actual Amount
	Accompl. Type:	Proposed Units		Accompl. Type:	Proposed Units
		Actual Units			Actual Units
Accompl. Type:	Proposed Units		Accompl. Type:	Proposed Units	
	Actual Units			Actual Units	
Program Year 4	CDBG	Proposed Amt.		Fund Source:	Proposed Amt.
		Actual Amount			Actual Amount
	Fund Source:	Proposed Amt.		Fund Source:	Proposed Amt.
		Actual Amount			Actual Amount
	Accompl. Type:	Proposed Units		Accompl. Type:	Proposed Units
		Actual Units			Actual Units
Accompl. Type:	Proposed Units		Accompl. Type:	Proposed Units	
	Actual Units			Actual Units	
Program Year 5	CDBG	Proposed Amt.		Fund Source:	Proposed Amt.
		Actual Amount			Actual Amount
	Other	Proposed Amt.		Fund Source:	Proposed Amt.
		Actual Amount			Actual Amount
	Accompl. Type:	Proposed Units		Accompl. Type:	Proposed Units
		Actual Units			Actual Units
Accompl. Type:	Proposed Units		Accompl. Type:	Proposed Units	
	Actual Units			Actual Units	

Grantee Name: City of Newport Beach									
CPMP Version 2.0									
Project Name:		Fair Housing Council O.C.: Fair Housing Services							
Description:		IDIS Project #:	2010-02	UOG Code:	CA62454 NEWPORT BEACH				
The project provided fair housing education, counseling, and enforcement services to current or potential Newport Beach residents, coupled with landlord/tenant counseling services. These services impacted and benefited target CDBG areas and the extremely-low to moderate income population.									
Location:				Priority Need Category					
Fair Housing Council of Orange County 201 South Broadway Santa Ana, CA 92701				Select one:		Planning/Administration			
Expected Completion Date:				Explanation:					
6/30/2011				Low-income and special needs persons often have limited resources to address any landlord/tenant concerns, or other issues that affect their housing. Providing access to fair housing services improves housing choice, ensures decent housing and a more suitable living environment.					
Objective Category				Specific Objectives					
<input checked="" type="radio"/> Decent Housing <input type="radio"/> Suitable Living Environment <input type="radio"/> Economic Opportunity				1 Improve access to affordable rental housing 2 3					
Outcome Categories									
<input checked="" type="checkbox"/> Availability/Accessibility <input type="checkbox"/> Affordability <input type="checkbox"/> Sustainability									
Project-level Accomplishments	01 People		Proposed	200	01 People		Proposed		
	Program Year 1		Underway		Program Year 4		Underway		
			Complete	160			Complete		
	01 People		Proposed		01 People		Proposed		
	Program Year 2		Underway		Program Year 5		Underway		
			Complete				Complete		
	01 People		Proposed		Con Plan Period		Proposed		
			Underway				Underway		
			Complete				Complete		
Proposed Outcome			Performance Measure			Actual Outcome			
Accessibility for the purpose of providing decent affordable housing			National Objective: N/A			DH-1 Availability/Accessibility			
21D Fair Housing Activities (subject to 20% Admin cap) 570.206					Matrix Codes				
Matrix Codes					Matrix Codes				
Matrix Codes					Matrix Codes				
Program Year 1	CDBG		Proposed Amt.	\$11,185	Fund Source:		Proposed Amt.		
			Actual Amount	\$11,178			Actual Amount		
	Other		Proposed Amt.	\$6,115	Fund Source:		Proposed Amt.		
			Actual Amount				Actual Amount		
	01 People		Proposed Units	200	Accompl. Type:		Proposed Units		
			Actual Units	160			Actual Units		
Accompl. Type:		Proposed Units		Accompl. Type:		Proposed Units			
		Actual Units				Actual Units			
Program Year 2	CDBG		Proposed Amt.		Fund Source:		Proposed Amt.		
			Actual Amount				Actual Amount		
	Other		Proposed Amt.		Fund Source:		Proposed Amt.		
			Actual Amount				Actual Amount		
	01 People		Proposed Units		Accompl. Type:		Proposed Units		
			Actual Units				Actual Units		
Accompl. Type:		Proposed Units		Accompl. Type:		Proposed Units			
		Actual Units				Actual Units			
Program Year 3	CDBG		Proposed Amt.		Fund Source:		Proposed Amt.		
			Actual Amount				Actual Amount		
	Other		Proposed Amt.		Fund Source:		Proposed Amt.		
			Actual Amount				Actual Amount		
	01 People		Proposed Units		Accompl. Type:		Proposed Units		
			Actual Units				Actual Units		
Accompl. Type:		Proposed Units		Accompl. Type:		Proposed Units			
		Actual Units				Actual Units			
Program Year 4	CDBG		Proposed Amt.		Fund Source:		Proposed Amt.		
			Actual Amount				Actual Amount		
	Other		Proposed Amt.		Fund Source:		Proposed Amt.		
			Actual Amount				Actual Amount		
	01 People		Proposed Units		Accompl. Type:		Proposed Units		
			Actual Units				Actual Units		
Accompl. Type:		Proposed Units		Accompl. Type:		Proposed Units			
		Actual Units				Actual Units			
Program Year 5	CDBG		Proposed Amt.		Fund Source:		Proposed Amt.		
			Actual Amount				Actual Amount		
	Other		Proposed Amt.		Fund Source:		Proposed Amt.		
			Actual Amount				Actual Amount		
	01 People		Proposed Units		Accompl. Type:		Proposed Units		
			Actual Units				Actual Units		
Accompl. Type:		Proposed Units		Accompl. Type:		Proposed Units			
		Actual Units				Actual Units			

Grantee Name: City of Newport Beach									
CPMP Version 2.0									
Project Name:		Human Options: Community Resource Center							
Description:		IDIS Project #:	2010-03	UOG Code:	CA62454 NEWPORT BEACH				
This project provided a wide variety of counseling and educational programs to help victims and their family members deal with the effects of domestic violence. CDBG funds were be used to pay for a portion of the salaries of staff who provide counseling and case management services.									
Location:		Priority Need Category							
Community Resource Center 5540 Trabucco Road Irvine, CA 92620		Select one:		Public Services					
Expected Completion Date:		Explanation:							
6/30/2011		Victims of domestic violence who flee their abuser often need confidential support services and housing. Many victims flee an abusive situation without the resources (food, clothing, etc.) necessary to support themselves. This can often lead to homelessness. National Objective Citation: LMC 570.208(a)(2)(i)(A)							
Objective Category		Specific Objectives							
<input type="radio"/> Decent Housing <input checked="" type="radio"/> Suitable Living Environment <input type="radio"/> Economic Opportunity		<input type="checkbox"/> Availability/Accessibility <input type="checkbox"/> Affordability <input type="checkbox"/> Sustainability							
Outcome Categories		1 Improve the services for low/mod income persons							
		2							
		3							
Project-level Accomplishments	01 People		Proposed	7	01 People		Proposed		
	Program Year 1		Underway		Program Year 4		Underway		
			Complete	13			Complete		
	01 People		Proposed		01 People		Proposed		
	Program Year 2		Underway		Program Year 5		Underway		
			Complete				Complete		
	01 People		Proposed		Accompl. Type:		Proposed		
	Program Year 3		Underway		Con Plan Period		Underway		
			Complete				Complete		
Proposed Outcome			Performance Measure			Actual Outcome			
Accessibility for the purpose of creating suitable living environment			People			SL-1 Availability/Accessibility			
05G Battered and Abused Spouses 570.201(e)				Matrix Codes					
Matrix Codes				Matrix Codes					
Matrix Codes				Matrix Codes					
Program Year 1	CDBG	Proposed Amt.	\$4,600	Fund Source:		Proposed Amt.			
		Actual Amount	\$2,719	Fund Source:		Actual Amount			
	Other	Proposed Amt.	\$408,698	Fund Source:		Proposed Amt.			
		Actual Amount		Fund Source:		Actual Amount			
	01 People	Proposed Units	7	Accompl. Type:		Proposed Units			
	Actual Units	13	Accompl. Type:		Actual Units				
	Accompl. Type:	Proposed Units		Accompl. Type:		Proposed Units			
		Actual Units		Accompl. Type:		Actual Units			
Program Year 2	CDBG	Proposed Amt.		Fund Source:		Proposed Amt.			
		Actual Amount		Fund Source:		Actual Amount			
	Other	Proposed Amt.		Fund Source:		Proposed Amt.			
		Actual Amount		Fund Source:		Actual Amount			
	01 People	Proposed Units		Accompl. Type:		Proposed Units			
	Actual Units		Accompl. Type:		Actual Units				
	Accompl. Type:	Proposed Units		Accompl. Type:		Proposed Units			
		Actual Units		Accompl. Type:		Actual Units			
Program Year 3	CDBG	Proposed Amt.		Fund Source:		Proposed Amt.			
		Actual Amount		Fund Source:		Actual Amount			
	Other	Proposed Amt.		Fund Source:		Proposed Amt.			
		Actual Amount		Fund Source:		Actual Amount			
	01 People	Proposed Units		Accompl. Type:		Proposed Units			
	Actual Units		Accompl. Type:		Actual Units				
	Accompl. Type:	Proposed Units		Accompl. Type:		Proposed Units			
		Actual Units		Accompl. Type:		Actual Units			
Program Year 4	CDBG	Proposed Amt.		Fund Source:		Proposed Amt.			
		Actual Amount		Fund Source:		Actual Amount			
	Other	Proposed Amt.		Fund Source:		Proposed Amt.			
		Actual Amount		Fund Source:		Actual Amount			
	01 People	Proposed Units		Accompl. Type:		Proposed Units			
	Actual Units		Accompl. Type:		Actual Units				
	Accompl. Type:	Proposed Units		Accompl. Type:		Proposed Units			
		Actual Units		Accompl. Type:		Actual Units			
Program Year 5	CDBG	Proposed Amt.		Fund Source:		Proposed Amt.			
		Actual Amount		Fund Source:		Actual Amount			
	Other	Proposed Amt.		Fund Source:		Proposed Amt.			
		Actual Amount		Fund Source:		Actual Amount			
	01 People	Proposed Units		Accompl. Type:		Proposed Units			
	Actual Units		Accompl. Type:		Actual Units				
	Accompl. Type:	Proposed Units		Accompl. Type:		Proposed Units			
		Actual Units		Accompl. Type:		Actual Units			

CPMP Version 2.0		Grantee Name: City of Newport Beach				
Project Name:		Families Forward: Transitional Housing Program				
Description:		IDIS Project #:	2010-04	UOG code:	CA62454 NEWPORT BEACH	
The Transitional Housing program assisted homeless families to regain stability and self sufficiency. The target population was homeless families with children. The program provided case management and supportive services to households residing in Families Forward transitional housing units. CDBG funds were used to pay for a portion of the salary of a case manager.						
Location:		Priority Need Category				
Families Forward 9221 Irvine Blvd. Irvine, CA 92618		Select one:		Public Services		
Explanation:						
Expected Completion Date:		Provide needed services for low/mod income persons by preserving the supply of emergency and transitional units and those at risk of homelessness. National Objective Citation: LMC 570.208(a)(2)(i)(A)				
6/30/2011						
Objective Category		Specific Objectives				
<input type="radio"/> Decent Housing <input checked="" type="radio"/> Suitable Living Environment <input type="radio"/> Economic Opportunity		1 Increase the number of homeless persons moving into permanent housing 2 Improve the services for low/mod income persons 3				
Outcome Categories						
<input checked="" type="checkbox"/> Availability/Accessibility <input type="checkbox"/> Affordability <input type="checkbox"/> Sustainability						
Project-level Accomplishments	01 People	Proposed	100	01 People	Proposed	
	Program Year 1	Underway		Program Year 4	Underway	
		Complete	144		Complete	
		Accompl. Type:			Accompl. Type:	
	Program Year 2	Proposed		Program Year 5	Proposed	
		Underway			Underway	
		Complete			Complete	
	Program Year 3	Proposed		Con Plan Period	Proposed	
		Underway			Underway	
		Complete			Complete	
Proposed Outcome		Performance Measure		Actual Outcome		
Accessibility for the purpose of creating suitable living environment		People		SL-1 Availability/Accessibility		
05 Public Services (General) 570.201(e)		Matrix Codes		Matrix Codes		
Matrix Codes		Matrix Codes		Matrix Codes		
Matrix Codes		Matrix Codes		Matrix Codes		
Program Year 1	CDBG	Proposed Amt.	\$10,000	Fund Source:	Proposed Amt.	
		Actual Amount	\$10,000		Actual Amount	
	Other	Proposed Amt.	\$1,104,907	Fund Source:	Proposed Amt.	
		Actual Amount			Actual Amount	
	01 People	Proposed Units	100	Accompl. Type:	Proposed Units	
		Actual Units	144		Actual Units	
Program Year 2	CDBG	Proposed Amt.		Fund Source:	Proposed Amt.	
		Actual Amount			Actual Amount	
	Fund Source:	Proposed Amt.		Fund Source:	Proposed Amt.	
		Actual Amount			Actual Amount	
	01 People	Proposed Units		Accompl. Type:	Proposed Units	
		Actual Units			Actual Units	
Program Year 3	CDBG	Proposed Amt.		Fund Source:	Proposed Amt.	
		Actual Amount			Actual Amount	
	Fund Source:	Proposed Amt.		Fund Source:	Proposed Amt.	
		Actual Amount			Actual Amount	
	01 People	Proposed Units		Accompl. Type:	Proposed Units	
		Actual Units			Actual Units	
Program Year 4	CDBG	Proposed Amt.		Fund Source:	Proposed Amt.	
		Actual Amount			Actual Amount	
	Other	Proposed Amt.		Fund Source:	Proposed Amt.	
		Actual Amount			Actual Amount	
	01 People	Proposed Units		Accompl. Type:	Proposed Units	
		Actual Units			Actual Units	
Program Year 5	CDBG	Proposed Amt.		Fund Source:	Proposed Amt.	
		Actual Amount			Actual Amount	
	Other	Proposed Amt.		Fund Source:	Proposed Amt.	
		Actual Amount			Actual Amount	
	01 People	Proposed Units		Accompl. Type:	Proposed Units	
		Actual Units			Actual Units	

CPMP Version 2.0		Grantee Name: City of Newport Beach			
Project Name:		Age Well Senior Services: Home Delivered Meals			
Description:		IDIS Project #:	2010-05	UOG Code:	CA62454 NEWPORT BEACH
Age Well Senior Services provided home-delivered meals to homebound senior citizens (62 years or older) who were unable to prepare meals for themselves due to age, illness, or disability. CDBG funds were used to pay for a portion of the salary of home-delivered meal staff.					
Location:		Priority Need Category			
Age Well Senior Services, Inc. 24300 El Toro Road, Suite 2000 Laguna Woods, CA 92637		Select one:		Public Services	
Expected Completion Date:		Explanation:			
6/30/2011		Homebound seniors often have difficulty preparing nutritiously appropriate meals for themselves. Home delivered nutritious meals enables homebound seniors to remain in their homes, avoid being institutionalized, and creates a more suitable living environment.			
Objective Category		National Objective Citation: LMC 570.208(a)(2)(i)(A)			
<input type="radio"/> Decent Housing <input checked="" type="radio"/> Suitable Living Environment <input type="radio"/> Economic Opportunity		Specific Objectives			
Outcome Categories		1 Improve the services for low/mod income persons			
<input checked="" type="checkbox"/> Availability/Accessibility <input type="checkbox"/> Affordability <input type="checkbox"/> Sustainability		2			
		3			
Project-level Accomplishments	01 People	Proposed	100	01 People	Proposed
	Program Year 1	Underway		Program Year 4	Underway
		Complete	142		Complete
	01 People	Proposed		01 People	Proposed
	Program Year 2	Underway		Program Year 5	Underway
		Complete			Complete
	01 People	Proposed		Accompl. Type:	Proposed
	Program Year 3	Underway		Con Plan Period	Underway
		Complete			Complete
Proposed Outcome		Performance Measure		Actual Outcome	
Accessibility for the purpose of creating suitable living environment		People		SL-1 Availability/Accessibility	
05A Senior Services 570.201(e)		Matrix Codes		Matrix Codes	
Matrix Codes		Matrix Codes		Matrix Codes	
Matrix Codes		Matrix Codes		Matrix Codes	
Program Year 1	CDBG	Proposed Amt.	\$20,000	Fund Source:	Proposed Amt.
		Actual Amount	\$20,000		Actual Amount
	Other	Proposed Amt.	\$1,552,940	Fund Source:	Proposed Amt.
		Actual Amount			Actual Amount
	01 People	Proposed Units	100	Accompl. Type:	Proposed Units
	Actual Units	142		Actual Units	
	Accompl. Type:	Proposed Units		Accompl. Type:	Proposed Units
		Actual Units			Actual Units
Program Year 2	CDBG	Proposed Amt.		Fund Source:	Proposed Amt.
		Actual Amount			Actual Amount
	Other	Proposed Amt.		Fund Source:	Proposed Amt.
		Actual Amount			Actual Amount
	01 People	Proposed Units		Accompl. Type:	Proposed Units
	Actual Units			Actual Units	
	Accompl. Type:	Proposed Units		Accompl. Type:	Proposed Units
		Actual Units			Actual Units
Program Year 3	CDBG	Proposed Amt.		Fund Source:	Proposed Amt.
		Actual Amount			Actual Amount
	Other	Proposed Amt.		Fund Source:	Proposed Amt.
		Actual Amount			Actual Amount
	01 People	Proposed Units		Accompl. Type:	Proposed Units
	Actual Units			Actual Units	
	Accompl. Type:	Proposed Units		Accompl. Type:	Proposed Units
		Actual Units			Actual Units
Program Year 4	CDBG	Proposed Amt.		Fund Source:	Proposed Amt.
		Actual Amount			Actual Amount
	Other	Proposed Amt.		Fund Source:	Proposed Amt.
		Actual Amount			Actual Amount
	01 People	Proposed Units		Accompl. Type:	Proposed Units
	Actual Units			Actual Units	
	Accompl. Type:	Proposed Units		Accompl. Type:	Proposed Units
		Actual Units			Actual Units
Program Year 5	CDBG	Proposed Amt.		Fund Source:	Proposed Amt.
		Actual Amount			Actual Amount
	Other	Proposed Amt.		Fund Source:	Proposed Amt.
		Actual Amount			Actual Amount
	01 People	Proposed Units		Accompl. Type:	Proposed Units
	Actual Units			Actual Units	
	Accompl. Type:	Proposed Units		Accompl. Type:	Proposed Units
		Actual Units			Actual Units

Grantee Name: City of Newport Beach									
CPMP Version 2.0									
Project Name: Serving People In Need (SPIN): Substance Abuse Treatment Program (SARP)									
Description: IDIS Project #: 2010-06 UOG Code: CA62454 NEWPORT BEACH									
SARP provided access to recovery programs for homeless and low-income individuals who could not otherwise afford treatment. Case management included: counseling, supplemental employment services, medical assistance, and legal assistance. CDBG funds were used to pay for operational cost.									
Location: Serving People In Need (SPIN) 151 Kalmus, H-2 S Costa Mesa, CA 92626					Priority Need Category Select one: Public Services				
Explanation: Homeless and low-income people often do not have sufficient income to participate in substance abuse treatment programs to help in their recovery. SARP increases the access to such programs for homeless and low-income persons suffering from substance abuse. National Objective Citation: LMC 570.208(a)(2)(i)(A)&(B)									
Expected Completion Date: 6/30/2011									
Objective Category <input type="radio"/> Decent Housing <input checked="" type="radio"/> Suitable Living Environment <input type="radio"/> Economic Opportunity									
Specific Objectives									
Outcome Categories <input checked="" type="checkbox"/> Availability/Accessibility <input type="checkbox"/> Affordability <input type="checkbox"/> Sustainability									
1 Improve the services for low/mod income persons									
2 End chronic homelessness									
3									
Project-level Accomplishments	01 People	Proposed	8	01 People	Proposed				
	Program Year 1	Underway		Program Year 4	Underway				
		Complete	8		Complete				
	01 People	Proposed		01 People	Proposed				
	Program Year 2	Underway		Program Year 5	Underway				
		Complete			Complete				
	01 People	Proposed		Accompl. Type:	Proposed				
	Program Year 3	Underway		Con Plan Period	Underway				
		Complete			Complete				
Proposed Outcome			Performance Measure			Actual Outcome			
Accessibility for the purpose of creating suitable living environment			People			SL-1 Availability/Accessibility			
05F Substance Abuse Services 570.201(e)									
Matrix Codes									
Matrix Codes									
Matrix Codes									
Program Year 1	CDBG	Proposed Amt.	\$10,000	Fund Source:	Proposed Amt.				
		Actual Amount	\$10,000		Actual Amount				
	Other	Proposed Amt.	\$447,723	Fund Source:	Proposed Amt.				
		Actual Amount			Actual Amount				
	01 People	Proposed Units	8	Accompl. Type:	Proposed Units				
	Actual Units	8		Actual Units					
	Accompl. Type:	Proposed Units		Accompl. Type:	Proposed Units				
		Actual Units			Actual Units				
Program Year 2	CDBG	Proposed Amt.		Fund Source:	Proposed Amt.				
		Actual Amount			Actual Amount				
	Other	Proposed Amt.		Fund Source:	Proposed Amt.				
		Actual Amount			Actual Amount				
	01 People	Proposed Units		Accompl. Type:	Proposed Units				
	Actual Units			Actual Units					
	Accompl. Type:	Proposed Units		Accompl. Type:	Proposed Units				
		Actual Units			Actual Units				
Program Year 3	CDBG	Proposed Amt.		Fund Source:	Proposed Amt.				
		Actual Amount			Actual Amount				
	Other	Proposed Amt.		Fund Source:	Proposed Amt.				
		Actual Amount			Actual Amount				
	01 People	Proposed Units		Accompl. Type:	Proposed Units				
	Actual Units			Actual Units					
	Accompl. Type:	Proposed Units		Accompl. Type:	Proposed Units				
		Actual Units			Actual Units				
Program Year 4	CDBG	Proposed Amt.		Fund Source:	Proposed Amt.				
		Actual Amount			Actual Amount				
	Other	Proposed Amt.		Fund Source:	Proposed Amt.				
		Actual Amount			Actual Amount				
	01 People	Proposed Units		Accompl. Type:	Proposed Units				
	Actual Units			Actual Units					
	Accompl. Type:	Proposed Units		Accompl. Type:	Proposed Units				
		Actual Units			Actual Units				
Program Year 5	CDBG	Proposed Amt.		Fund Source:	Proposed Amt.				
		Actual Amount			Actual Amount				
	Other	Proposed Amt.		Fund Source:	Proposed Amt.				
		Actual Amount			Actual Amount				
	01 People	Proposed Units		Accompl. Type:	Proposed Units				
	Actual Units			Actual Units					
	Accompl. Type:	Proposed Units		Accompl. Type:	Proposed Units				
		Actual Units			Actual Units				

CPMP Version 2.0		Grantee Name: City of Newport Beach			
Project Name:		Share Our Selves (SOS): SOS Free Medical and Dental Clinics			
Description:		IDIS Project #: 2010-07		UOG Code: CA62454 NEWPORT BEACH	
Share Our Selves provided primary/urgent care on a daily walk-in basis, chronic care, and specialty care by appointment to uninsured Orange County residents and patients in the County MSI Program. In addition, SOS provided bridge medical care to patients who qualified for medical insurance programs and were waiting to be placed in an appropriate medical home or who would not qualify but who resided far from SOS and therefore needed to establish a medical home closer to home. Full scope primary care/urgent care clinics was a commitment to true open access for those lacking a more traditional medical home.					
Location:		Priority Need Category			
Share Our Selves 1550 Superior Avenue Costa Mesa, CA 92627		Select one:		Public Services	
Explanation:					
Expected Completion Date:		Provide free medical and dental care to uninsured low/mod income persons. National Objective Citation: LMC 570.208(a)(2)(i)(B)			
6/30/2011					
Objective Category		Specific Objectives			
<input type="radio"/> Decent Housing <input checked="" type="radio"/> Suitable Living Environment <input type="radio"/> Economic Opportunity		1. Improve the services for low/mod income persons 2. 3.			
Outcome Categories					
<input checked="" type="checkbox"/> Availability/Accessibility <input type="checkbox"/> Affordability <input type="checkbox"/> Sustainability					
Project-level Accomplishments	01 People	Proposed	100	Accompl. Type:	Proposed
	Program Year 1	Underway		Program Year 4	Underway
		Complete	369		Complete
	Accompl. Type:	Proposed		Accompl. Type:	Proposed
	Program Year 2	Underway		Program Year 5	Underway
		Complete			Complete
	Accompl. Type:	Proposed		Accompl. Type:	Proposed
	Program Year 3	Underway		Con Plan Period	Underway
		Complete			Complete
Proposed Outcome		Performance Measure		Actual Outcome	
Accessibility for the purpose of creating suitable living environment		People		SL-1 Availability/Accessibility	
05 Public Services (General) 570.201(e)		Matrix Codes		Matrix Codes	
Matrix Codes		Matrix Codes		Matrix Codes	
Matrix Codes		Matrix Codes		Matrix Codes	
Program Year 1	CDBG	Proposed Amt.	\$9,000	Fund Source:	Proposed Amt.
		Actual Amount	\$9,000		Actual Amount
	Other	Proposed Amt.	\$3,701,276	Fund Source:	Proposed Amt.
		Actual Amount			Actual Amount
	01 People	Proposed Units	100	Accompl. Type:	Proposed Units
	Actual Units	369		Actual Units	
Accompl. Type:	Proposed Units		Accompl. Type:	Proposed Units	
	Actual Units			Actual Units	
Program Year 2	CDBG	Proposed Amt.		Fund Source:	Proposed Amt.
		Actual Amount			Actual Amount
	Other	Proposed Amt.		Fund Source:	Proposed Amt.
		Actual Amount			Actual Amount
	01 People	Proposed Units		Accompl. Type:	Proposed Units
	Actual Units			Actual Units	
Accompl. Type:	Proposed Units		Accompl. Type:	Proposed Units	
	Actual Units			Actual Units	
Program Year 3	CDBG	Proposed Amt.		Fund Source:	Proposed Amt.
		Actual Amount			Actual Amount
	Other	Proposed Amt.		Fund Source:	Proposed Amt.
		Actual Amount			Actual Amount
	01 People	Proposed Units		Accompl. Type:	Proposed Units
	Actual Units			Actual Units	
Accompl. Type:	Proposed Units		Accompl. Type:	Proposed Units	
	Actual Units			Actual Units	
Program Year 4	CDBG	Proposed Amt.		Fund Source:	Proposed Amt.
		Actual Amount			Actual Amount
	Other	Proposed Amt.		Fund Source:	Proposed Amt.
		Actual Amount			Actual Amount
	01 People	Proposed Units		Accompl. Type:	Proposed Units
	Actual Units			Actual Units	
Accompl. Type:	Proposed Units		Accompl. Type:	Proposed Units	
	Actual Units			Actual Units	
Program Year 5	CDBG	Proposed Amt.		Fund Source:	Proposed Amt.
		Actual Amount			Actual Amount
	Other	Proposed Amt.		Fund Source:	Proposed Amt.
		Actual Amount			Actual Amount
	01 People	Proposed Units		Accompl. Type:	Proposed Units
	Actual Units			Actual Units	
Accompl. Type:	Proposed Units		Accompl. Type:	Proposed Units	
	Actual Units			Actual Units	

CPMP Version 2.0		Grantee Name: City of Newport Beach			
Project Name:		Section 108 Loan Repayment			
Description:		IDIS Project #:	2010-08	UOG Code:	CA62454 NEWPORT BEACH
Funds were used to repay the City's Section 108 Loan. The loan was used to partially fund public improvements to the Balboa Target Area totaling \$8 million. The scope of work included the Balboa Village Pedestrian and Streetscape Plan, Street Improvements to Balboa Blvd., Pier Parking Lot, Pier Plaza, and Lot A connecting access to Main Street.					
Location:		Priority Need Category			
LMA - Census Tract 62800.1		Select one:		Public Facilities	
Explanation:					
Expected Completion Date:		Targeted areas within Balboa Village were deteriorating. To eliminate the blight, blighting influences and prevent further deterioration, the City used CDBG funds to make necessary improvements to the target areas. The improvements will stimulate future economic investment and provide a more suitable living environment.			
6/30/2011		National Objective Citation: LMC 570.208(a)(1)			
Objective Category		Specific Objectives			
<input type="radio"/> Decent Housing <input checked="" type="radio"/> Suitable Living Environment <input type="radio"/> Economic Opportunity		1 Improve quality / increase quantity of public improvements for lower income persons 2 Improve quality / increase quantity of neighborhood facilities for low-income persons 3			
Outcome Categories					
<input type="checkbox"/> Availability/Accessibility <input type="checkbox"/> Affordability <input checked="" type="checkbox"/> Sustainability					
Project-level Accomplishments	11 Public Facilities	Proposed	1	11 Public Facilities	Proposed
	Program Year 1	Underway		Program Year 4	Underway
		Complete	1		Complete
	11 Public Facilities	Proposed		11 Public Facilities	Proposed
	Program Year 2	Underway		Program Year 5	Underway
		Complete			Complete
11 Public Facilities	Proposed		Accompl. Type:	Proposed	
Program Year 3	Underway		Con Plan Period	Underway	
	Complete			Complete	
Proposed Outcome		Performance Measure		Actual Outcome	
Accessibility for the purpose of creating suitable living environments		Public Facility		SL-3 Sustainability	
19F Planned Repayment of Section 108 Loan Principal		Matrix Codes		Matrix Codes	
Matrix Codes		Matrix Codes		Matrix Codes	
Matrix Codes		Matrix Codes		Matrix Codes	
Program Year 1	CDBG	Proposed Amt.	\$199,346	Fund Source:	Proposed Amt.
		Actual Amount	\$199,345		Actual Amount
	Fund Source:	Proposed Amt.		Fund Source:	Proposed Amt.
		Actual Amount			Actual Amount
11 Public Facilities	Proposed Units	1	Accompl. Type:	Proposed Units	
	Actual Units	1		Actual Units	
Accompl. Type:	Proposed Units		Accompl. Type:	Proposed Units	
	Actual Units			Actual Units	
Program Year 2	CDBG	Proposed Amt.		Fund Source:	Proposed Amt.
		Actual Amount			Actual Amount
	Fund Source:	Proposed Amt.		Fund Source:	Proposed Amt.
		Actual Amount			Actual Amount
11 Public Facilities	Proposed Units		Accompl. Type:	Proposed Units	
	Actual Units			Actual Units	
Accompl. Type:	Proposed Units		Accompl. Type:	Proposed Units	
	Actual Units			Actual Units	
Program Year 3	CDBG	Proposed Amt.		Fund Source:	Proposed Amt.
		Actual Amount			Actual Amount
	Fund Source:	Proposed Amt.		Fund Source:	Proposed Amt.
		Actual Amount			Actual Amount
11 Public Facilities	Proposed Units		Accompl. Type:	Proposed Units	
	Actual Units			Actual Units	
Accompl. Type:	Proposed Units		Accompl. Type:	Proposed Units	
	Actual Units			Actual Units	
Program Year 4	CDBG	Proposed Amt.		Fund Source:	Proposed Amt.
		Actual Amount			Actual Amount
	Fund Source:	Proposed Amt.		Fund Source:	Proposed Amt.
		Actual Amount			Actual Amount
11 Public Facilities	Proposed Units		Accompl. Type:	Proposed Units	
	Actual Units			Actual Units	
Accompl. Type:	Proposed Units		Accompl. Type:	Proposed Units	
	Actual Units			Actual Units	
Program Year 5	CDBG	Proposed Amt.		Fund Source:	Proposed Amt.
		Actual Amount			Actual Amount
	Fund Source:	Proposed Amt.		Fund Source:	Proposed Amt.
		Actual Amount			Actual Amount
11 Public Facilities	Proposed Units		Accompl. Type:	Proposed Units	
	Actual Units			Actual Units	
Accompl. Type:	Proposed Units		Accompl. Type:	Proposed Units	
	Actual Units			Actual Units	

Grantee Name: City of Newport Beach	
CPMP Version 2.0	
Project Name:	Utility Assessment District Grant Program
Description:	IDIS Project #: 2010-09 UOG Code: CA62454 NEWPORT BEACH
<p>This project will help to provide financial assistance to the impacted low- and moderate-income owner-occupants located within proposed utility undergrounding Assessment Districts in the City of Newport Beach. In order to reduce the financial burden of an Assessment District, the City proposes a grant program to cover a portion of the cost of utility hook-ups to owner-occupants within the District(s). Households that cannot afford to make the necessary hook-ups after utilities have been undergrounded will be left without electricity, thereby creating a health and safety concern for the City. City expects to assist 7 or more low- and moderate-income owner-occupants with undergrounding</p>	
Location:	Priority Need Category
City of Newport Beach 3300 Newport Blvd. Newport Beach, CA 92658 LMC	Select one: Owner Occupied Housing
Expected Completion Date:	Explanation:
6/30/2011	Provide financial assistance to low/moderate income households for utility hook-ups which will improve the basic utility services of their homes. National Objective Citation: LMC 570.208(a)(3)
Objective Category	Specific Objectives
<input checked="" type="radio"/> Decent Housing <input type="radio"/> Suitable Living Environment <input type="radio"/> Economic Opportunity	1 Improve the quality of owner housing 2 3
Outcome Categories	
<input checked="" type="checkbox"/> Availability/Accessibility <input type="checkbox"/> Affordability <input type="checkbox"/> Sustainability	
Project-level Accomplishments	
10 Housing Units	Proposed 7 Underway 4 Complete
Program Year 1	Program Year 4
Program Year 2	Program Year 5
Program Year 3	Con Plan Period
Proposed Outcome	Performance Measure
Accessibility for the purpose of providing decent housing	Housing Units
	Actual Outcome
	DH-1 Availability/Accessibility
14A Rehab; Single-Unit Residential 570.202	Matrix Codes
Matrix Codes	Matrix Codes
Matrix Codes	Matrix Codes
Program Year 1	
CDBG	Proposed Amt. \$65,922
	Actual Amount
Fund Source:	Proposed Amt.
	Actual Amount
10 Housing Units	Proposed Units 7
	Actual Units
Accompl. Type:	Proposed Units
	Actual Units
Program Year 2	
Fund Source:	Proposed Amt.
	Actual Amount
Fund Source:	Proposed Amt.
	Actual Amount
Accompl. Type:	Proposed Units
	Actual Units
Accompl. Type:	Proposed Units
	Actual Units
Program Year 3	
Fund Source:	Proposed Amt.
	Actual Amount
Fund Source:	Proposed Amt.
	Actual Amount
Accompl. Type:	Proposed Units
	Actual Units
Accompl. Type:	Proposed Units
	Actual Units
Program Year 4	
Fund Source:	Proposed Amt.
	Actual Amount
Fund Source:	Proposed Amt.
	Actual Amount
Accompl. Type:	Proposed Units
	Actual Units
Accompl. Type:	Proposed Units
	Actual Units
Program Year 5	
Fund Source:	Proposed Amt.
	Actual Amount
Fund Source:	Proposed Amt.
	Actual Amount
Accompl. Type:	Proposed Units
	Actual Units
Accompl. Type:	Proposed Units
	Actual Units



APPENDIX “C”
PROOF OF PUBLIC NOTICE

PUBLIC NOTICE
NOTICE OF PUBLIC HEARING AND PUBLIC REVIEW PERIOD
CITY OF NEWPORT BEACH
DRAFT CONSOLIDATED ANNUAL PERFORMANCE AND EVALUATION REPORT
FISCAL YEAR 2010-2011

Notice is hereby given that the City of Newport Beach, California has prepared the draft Consolidated Annual Performance and Evaluation Report (CAPER) for the Fiscal Year, beginning July 1, 2010, and ending June 30, 2011, as required by the U.S. Department of Housing and Urban Development. A copy of the CAPER will be available for public review from August 29, 2011 to September 13, 2011.

PUBLIC HEARING: In addition, the Newport Beach City Council will hold a public hearing to review comments received on the draft CAPER at the following date, time, and location:

Date: September 13, 2011

Time: 7:00 PM

Location: City Council Chambers, 3300 Newport Boulevard, Newport Beach, CA

DESCRIPTION: The draft CAPER provides a detailed account of how the City of Newport Beach utilized its Community Development Block Grant (CDBG) and other funds in Fiscal Year 2010-2011 to pursue the strategies, goals, and objectives proposed in the City's 2010-2011 One Year Action Plan and how well the City addressed the housing and community development needs identified in the City's 2010-2014 Consolidated Plan.

PURPOSE: The purpose of the Public Hearing for the CAPER is to allow the public the opportunity to comment on the manner in which the City utilized federal and non-federal funds for the one-year period that ended on June 30, 2011.

REVIEW OF THE CAPER DOCUMENT: Copies of the draft CAPER will be available for public review and comment from August 29, 2011, to September 13, 2011 at the following locations:

City Clerk's Office:	City of Newport Beach, 3300 Newport Blvd., Newport Beach, CA
Community Development Dept:	City of Newport Beach, 3300 Newport Blvd., Newport Beach, CA
Central Library:	1000 Avocado Avenue, Newport Beach, CA

Questions and written comments regarding the draft CAPER may be addressed to James Campbell, Principal Planner, at 3300 Newport Boulevard, Newport Beach, CA 92663. You may also call (949) 644-3210 with any questions concerning the above documents.

ACCESSIBILITY TO MEETINGS AND DOCUMENTS: It is the objective of the City to comply with, Section 504 of the Rehabilitation Act of 1973, as amended, the Americans with Disabilities Act (ADA) of 1990 and the ADA Amendment Act of 2008, the Fair Housing Act, and the Architectural Barriers Act in all respects. If you require public documents in an accessible format, the City will make reasonable efforts to accommodate your request. If you require a disability-related accommodation to attend or participate in a hearing or meeting, including auxiliary aids or services, please contact the City Clerk's Office at least 48 hours prior to the meeting at (949) 644-3005.

Leilani I. Brown, City Clerk
City of Newport Beach

Publish: Daily Pilot, August 27, 2011



APPENDIX "D"

MAP

City of Newport Beach

- ### Legend
- City Hall
 - Police HQ
 - Fire Station #
 - Lifeguard HQ
 - Medical Facilities
 - General Services Dept
 - Utilities Yard
 - Schools
 - Library
 - Parks
 - City Boundary

Parks, Community Centers & Pools

Name	Grid
Arroyo Park	P13
Back Bay View Park	M09
Balboa Community Center	L06
Bayside Park	I11
Bayview Park	T11
Begonia Park	I11
Big Canyon Park	P10
Bob Henry Park & Restroom	N08
Boisa Park	O06
Bonita Canyon Sports Park	O13
Bonita Creek Park & Community Center	S12
Buffalo Hills Park & Restroom	N13
Canyon Watch Park	K14
Carroll Beek Community Center & Restroom	K09
Castaways Park	N08
Channel Place Park & Restroom	N05
Chiff Drive Park & Community Center	N06
Corona Del Mar State Beach & Restroom	I11
Eastbluff Park, Boys and Girls Club, & Restroom	Q11
Ensign View Park & Theater Arts Center	N06
Galaxy View Park	Q09
Gateway Park	N05
Grant Howald Park, Comm. Youth Center, & Restroom	I12
Harbor View Nature Park & Restroom	M12
Harbor Watch Park	K14
Inspiration Point	I11
Irvine Terrace Park & Restroom	L10
Jasmine Creek View Park	K12
Kings Road Park	N07
L Street Park	J10
Las Arenas Park	L06
Lido Park	M06
Lincoln Athletic Center	L12
Lookout Point	I11
Los Trancos View Park (Upper)	I15
Los Trancos View Park (Middle)	I14
Los Trancos View Park (Lower)	I14
M Street Park	J10
Marian Bergeson Aquatic Center	P11
Mariners Park & Jorgensen Comm. Center	P08
Myrtle Park	L09
Newport Aquatic Center	O09
Newport Island Park	N05
Newport Harbor High School Pool	O07
Newport Shores Park	O04
North Star Beach	O09
Oasis Senior Center & Passive Park	J12
Old School Park	K11
Peninsula Park	R08
Rhine Wharf Park	M06
San Joaquin Hills Park & Lawn Bowling Center	L12
San Miguel Park & Restroom	N13
Spyglass Hill Park	L14
Spyglass Hill Reservoir Park	L14
Sunset View Park	O05
Upper Newport Bay Regional Park	S09
Veteran's Memorial Park	L06
Westcliff Park	N09
West Jetty View Park	I10
West Newport Community Center	O05
West Newport Park & Restroom	O04
38th Street Park & Restroom	M05

City of Newport Beach Facilities

City Offices:

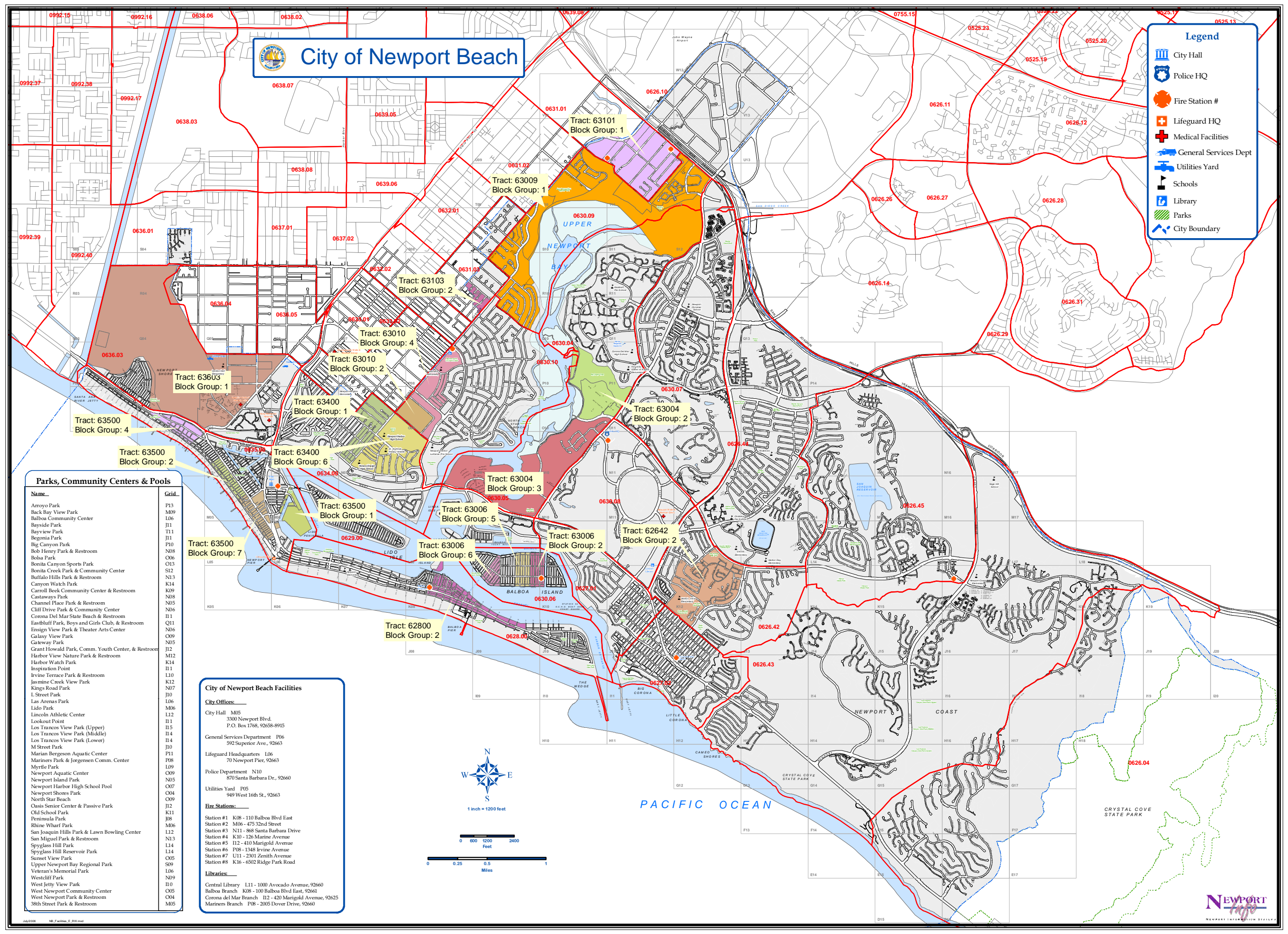
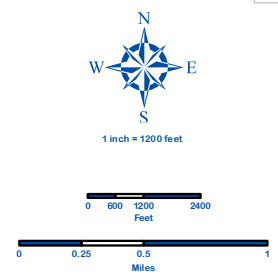
- City Hall M05
3300 Newport Blvd.
P.O. Box 1768, 92688-8915
- General Services Department P06
592 Superior Ave., 92663
- Lifeguard Headquarters L06
70 Newport Pier, 92663
- Police Department N10
870 Santa Barbara Dr., 92660
- Utilities Yard P05
949 West 16th St., 92663

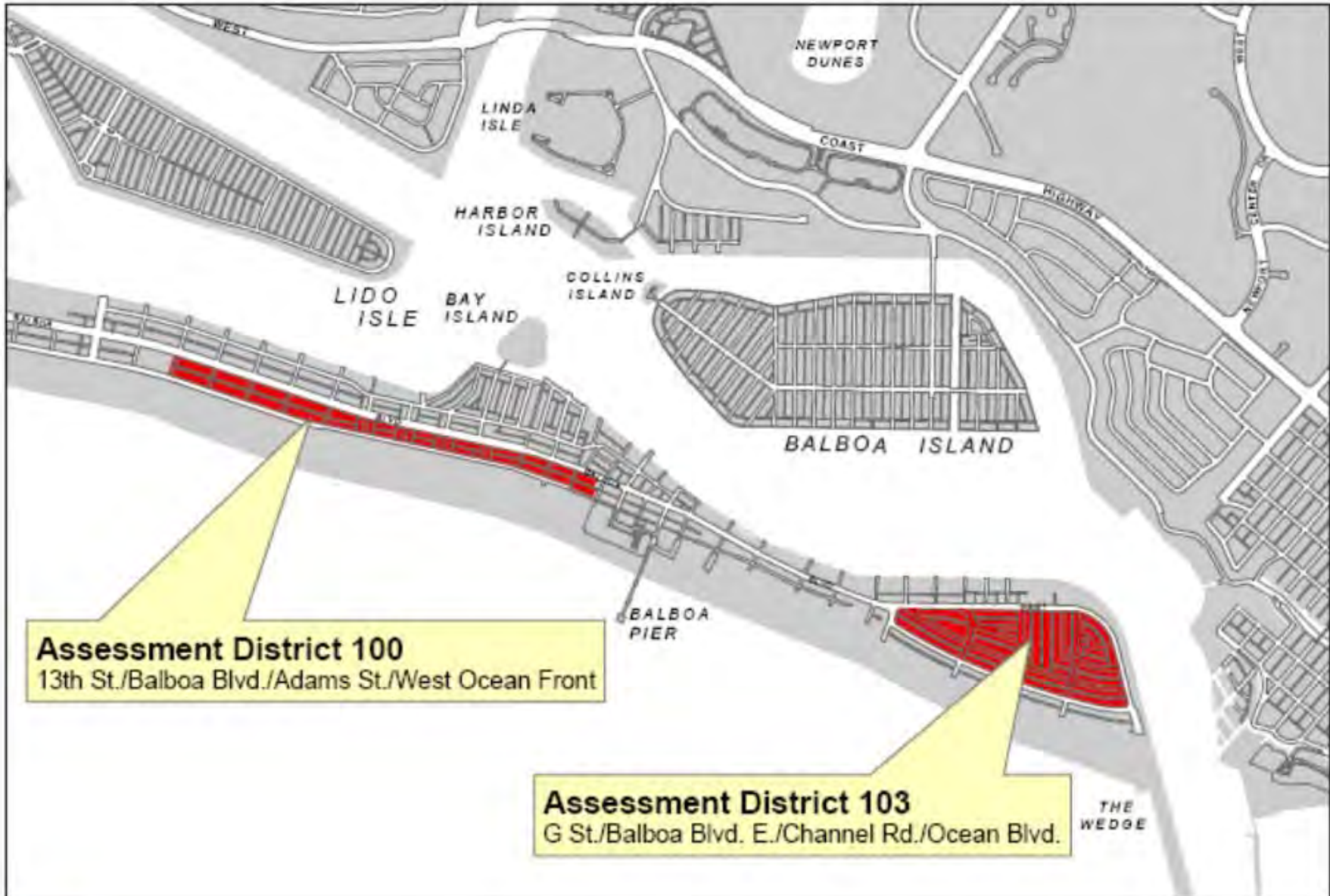
Fire Stations:

- Station #1 K08 - 110 Balboa Blvd East
- Station #2 M06 - 475 32nd Street
- Station #3 N11 - 868 Santa Barbara Drive
- Station #4 K10 - 126 Marine Avenue
- Station #5 H12 - 410 Marigold Avenue
- Station #6 P08 - 1348 Irvine Avenue
- Station #7 U11 - 2301 Zenith Avenue
- Station #8 K16 - 6502 Ridge Park Road


Libraries:

- Central Library L11 - 1000 Avocado Avenue, 92660
- Balboa Branch K08 - 100 Balboa Blvd East, 92661
- Corona del Mar Branch H12 - 420 Marigold Avenue, 92625
- Mariners Branch P08 - 2005 Dover Drive, 92660





**Proposed Underground
Assessment & Utility Districts**





APPENDIX “E” IDIS REPORTS

1. HUD GRANTS AND PROGRAM INCOME REPORT (PR01)
2. CDBG ACTIVITY SUMMARY REPORT (PR03)
3. SUMMARY OF CONSOLIDATED PLAN PROJECTS (PR06)
4. SUMMARY OF ACCOMPLISHMENTS (PR23)
5. CDBG FINANCIAL SUMMARY (PR26)

IDIS

U.S. DEPARTMENT OF HOUSING AND URBAN DEVELOPMENT
 OFFICE OF COMMUNITY PLANNING AND DEVELOPMENT
 PR01 - HUD Grants and Program Income

DATE: 8/22/2011
 TIME: 8:28:18 pm
 PAGE: 1/1

Program	Fund Type	Grant Number	Authorized Amount	Suballocated Amount	Amount Committed to Activities	Net Drawn Amount	Available to Commit	Available to Draw
CDBG	EN	B89MC060546	\$423,000.00	\$0.00	\$423,000.00	\$423,000.00	\$0.00	\$0.00
		B90MC060546	\$406,000.00	\$0.00	\$406,000.00	\$406,000.00	\$0.00	\$0.00
		B91MC060546	\$453,000.00	\$0.00	\$453,000.00	\$453,000.00	\$0.00	\$0.00
		B92MC060546	\$469,000.00	\$0.00	\$469,000.00	\$469,000.00	\$0.00	\$0.00
		B93MC060546	\$472,000.00	\$0.00	\$472,000.00	\$472,000.00	\$0.00	\$0.00
		B94MC060546	\$513,000.00	\$0.00	\$513,000.00	\$513,000.00	\$0.00	\$0.00
		B95MC060546	\$534,000.00	\$0.00	\$534,000.00	\$534,000.00	\$0.00	\$0.00
		B96MC060546	\$520,000.00	\$0.00	\$520,000.00	\$520,000.00	\$0.00	\$0.00
		B97MC060546	\$515,000.00	\$0.00	\$515,000.00	\$515,000.00	\$0.00	\$0.00
		B98MC060546	\$492,000.00	\$0.00	\$492,000.00	\$492,000.00	\$0.00	\$0.00
		B99MC060546	\$495,000.00	\$0.00	\$495,000.00	\$495,000.00	\$0.00	\$0.00
		B00MC060546	\$498,000.00	\$0.00	\$498,000.00	\$498,000.00	\$0.00	\$0.00
		B01MC060546	\$518,000.00	\$0.00	\$518,000.00	\$518,000.00	\$0.00	\$0.00
		B02MC060546	\$490,000.00	\$0.00	\$490,000.00	\$490,000.00	\$0.00	\$0.00
		B03MC060546	\$426,000.00	\$0.00	\$426,000.00	\$426,000.00	\$0.00	\$0.00
		B04MC060546	\$437,000.00	\$0.00	\$437,000.00	\$437,000.00	\$0.00	\$0.00
		B05MC060546	\$412,233.00	\$0.00	\$412,233.00	\$412,233.00	\$0.00	\$0.00
		B06MC060546	\$373,292.00	\$0.00	\$373,292.00	\$373,292.00	\$0.00	\$0.00
		B07MC060546	\$370,332.00	\$0.00	\$370,332.00	\$370,332.00	\$0.00	\$0.00
		B08MC060546	\$355,659.00	\$0.00	\$355,659.00	\$355,659.00	\$0.00	\$0.00
B09MC060546	\$357,354.00	\$0.00	\$357,354.00	\$357,354.00	\$0.00	\$0.00		
B10MC060546	\$385,189.00	\$0.00	\$385,188.20	\$276,007.53	\$0.80	\$109,181.47		
			\$9,915,059.00	\$0.00	\$9,915,058.20	\$9,805,877.53	\$0.80	\$109,181.47
CDBG-R	EN	B09MY060546	\$96,603.00	\$0.00	\$96,603.00	\$96,603.00	\$0.00	\$0.00
			\$96,603.00	\$0.00	\$96,603.00	\$96,603.00	\$0.00	\$0.00
GRANTEE TOTALS			\$10,011,662.00	\$0.00	\$10,011,661.20	\$9,902,480.53	\$0.80	\$109,181.47

U.S. Department of Housing and Urban Development
 Office of Community Planning and Development
 Integrated Disbursement and Information System
 List of Activities By Program Year And Project
 NEWPORT BEACH,CA

REPORT FOR CPD PROGRAM : CDBG, CDBG-R
 PGM YR : 2010

Funding Agency: NEWPORT BEACH

Plan Year	IDIS Project	Project	IDIS Activity ID	Activity Name	Activity Status	Program	Funded Amount	Draw Amount	Balance
2010	2	CDBG ADMINISTRATION	197	CDBG ADMINISTRATION	Open	CDBG	\$60,285.00	\$40,635.00	\$19,650.00
		Project Total					\$60,285.00	\$40,635.00	\$19,650.00
	3	FAIR HOUSING SERVICES	198	FAIR HOUSING COUNCIL O.C.: FAIR HOUSING SERVICES	Open	CDBG	\$11,185.00	\$6,379.09	\$4,805.91
		Project Total					\$11,185.00	\$6,379.09	\$4,805.91
	4	HUMAN OPTIONS: COMMUNITY RESOURCE CENTER	199	HUMAN OPTIONS: COMMUNITY RESOURCE CENTER	Open	CDBG	\$4,600.00	\$2,259.39	\$2,340.61
		Project Total					\$4,600.00	\$2,259.39	\$2,340.61
	5	FAMILIES FORWARD: TRANSITIONAL HOUSING	200	FAMILIES FORWARD: TRANSITIONAL HOUSING PROGRAM	Open	CDBG	\$10,000.00	\$10,000.00	\$0.00
		Project Total					\$10,000.00	\$10,000.00	\$0.00
	6	AGE WELL SENIOR SERVICES: HOME DELIVERED MEALS	201	AGE WELL SENIOR SERVICES: HOME DELIVERED MEALS	Open	CDBG	\$20,000.00	\$15,000.00	\$5,000.00
		Project Total					\$20,000.00	\$15,000.00	\$5,000.00
	7	SERVING PEOPLE IN NEED (SPIN): SUBSTANCE ABUSE	202	SERVING PEOPLE IN NEED (SPIN): SUBSTANCE ABUSE TREATMENT PROGRAM	Open	CDBG	\$10,000.00	\$7,538.80	\$2,461.20
		Project Total					\$10,000.00	\$7,538.80	\$2,461.20
	8	SHARE OUR SELVES (SOS): FREE MEDICAL AND DENTAL CLINICS	203	SHARE OUR SELVES (SOS): FREE MEDICAL AND DENTAL CLINICS	Open	CDBG	\$9,000.00	\$0.00	\$9,000.00
		Project Total					\$9,000.00	\$0.00	\$9,000.00
	9	SECTION 108 LOAN PAYMENTS	204	SECTION 108 LOAN REPAYMENT	Open	CDBG	\$199,346.00	\$199,345.05	\$0.95
		Project Total					\$199,346.00	\$199,345.05	\$0.95
	10	UTILITY ASSESSMENT DISTRICT GRANT PROGRAM	205	UTILITY ASSESSMENT DISTRICT GRANT PROGRAM	Open	CDBG	\$65,922.00	\$0.00	\$65,922.00
		Project Total					\$65,922.00	\$0.00	\$65,922.00
		Program Total				CDBG	\$390,338.00	\$281,157.33	\$109,180.67
		2010 Total					\$390,338.00	\$281,157.33	\$109,180.67
		Program Grand Total				CDBG	\$390,338.00	\$281,157.33	\$109,180.67
		Grand Total					\$390,338.00	\$281,157.33	\$109,180.67



U.S. Department of Housing and Urban Development
 Office of Community Planning and Development
 Integrated Disbursement and Information System
 CDBG Activity Summary Report (GPR) for Program Year 2010
 NEWPORT BEACH

Date: 27-Aug-2011

Time: 15:51

Page: 1

PGM Year: 1994
Project: 0002 - CONVERTED CDBG ACTIVITIES
IDIS Activity: 2 - CDBG COMMITTED FUNDS ADJUSTMENT

Status: Open
Location: ,

Objective:
Outcome:
 Matrix Code: Public Facilities and Improvement National Objective:

Initial Funding 01/01/0001
Financing
 Funded Amount: 3,159,877.80
 Drawn Thru Program Year: 3,159,877.80
 Drawn In Program Year: 0.00

Description:
 FUNDS DRAWN DOWN THROUGH LOCCS.

Proposed Accomplishments

Annual Accomplishments	Accomplishment Narrative
Year # Benefitting	

PGM Year: 2009
Project: 0001 - CDBG ADMINISTRATION
IDIS Activity: 186 - CDBG ADMINISTRATION

Status: Completed
Location: CITY OF NEWPORT BEACH 3300 NEWPORT BLVD
 NEWPORT BEACH, CA 92658

Objective:
Outcome:
Matrix Code: General Program Administration **National Objective:**

Initial Funding 12/05/2009

Financing
 Funded Amount: 60,269.00
 Drawn Thru Program Year: 60,269.00
 Drawn In Program Year: 13,787.52

Description:
 PROVIDE OVERALL ADMINISTRATION OF THE CDBG PROGRAM, TO INCLUDE: PREPARE AND SUBMIT ANNUAL ACTION PLAN AND CAPER, IDIS DATA INPUT, PROVIDE TECH. ASSISTS., MONIORING, FISCAL MGMNT.

Proposed Accomplishments

Annual Accomplishments		Accomplishment Narrative
Year	# Benefitting	

PGM Year: 2009
Project: 0002 - FAIR HOUSING SERVICES
IDIS Activity: 187 - FAIR HOUSING SERVICES

Status: Completed
Location: FAIR HOUSING COUNCIL OF ORANGE COUNTY 201
 SOUTH BROADWAY SANTA ANA, CA 92701

Objective:
Outcome:
Matrix Code: Fair Housing Activities (subject to National Objective:

Initial Funding 12/05/2009

Financing
 Funded Amount: 11,185.00
 Drawn Thru Program Year: 11,185.00
 Drawn In Program Year: 2,298.55

Description:
 PROVIDE FAIR HOUSING (FHS) EDUCATION, COUNSELING, AND ENFORCEMENT SERVICES TO NEWPORT BEACH RESIDENTS, COUPLED WITH LANDLORDTENANT (LTM)COUNSELING SERVICES.

1ST QTR FHS 59 LTM 0

Proposed Accomplishments

Annual Accomplishments		Accomplishment Narrative
Year	# Benefitting	

PGM Year: 2009
Project: 0003 - HUMAN OPTIONS: COMMUNITY RESOURCE CENTER
IDIS Activity: 188 - HUMAN OPTIONS

Status: Completed **Objective:** Create suitable living environments
Location: Address Suppressed **Outcome:** Availability/accessibility
Matrix Code: Battered and Abused Spouses **National Objective:** LMC

Initial Funding 12/05/2009

Financing
 Funded Amount: 5,064.00
 Drawn Thru Program Year: 5,064.00
 Drawn In Program Year: 1,219.91

Description:
 PROVIDE COUNSELING AND EDUCATIONAL PROGRAMS TO HELP VICTIMS AND THEIR FAMILY MEMBERS DEAL WITH THE EFFECTS OF DOMESTIC VIOLENCE.

Proposed Accomplishments

People (General) : 10

Actual Accomplishments

Number assisted:

	Owner		Renter		Total		Person	
	Total	Hispani	Total	Hispani	Total	Hispanic	Total	Hispanic
White:	0	0	0	0	0	0	15	2
Black/African American:	0	0	0	0	0	0	1	0
Asian:	0	0	0	0	0	0	0	0
American Indian/Alaskan Native:	0	0	0	0	0	0	0	0
Native Hawaiian/Other Pacific Islander:	0	0	0	0	0	0	0	0
American Indian/Alaskan Native & White:	0	0	0	0	0	0	0	0
Asian White:	0	0	0	0	0	0	0	0
Black/African American & White:	0	0	0	0	0	0	0	0
American Indian/Alaskan Native & Black/African American:	0	0	0	0	0	0	0	0
Other multi-racial:	0	0	0	0	0	0	0	0
Asian/Pacific Islander:	0	0	0	0	0	0	0	0
Hispanic:	0	0	0	0	0	0	0	0
Total:	0	0	0	0	0	0	16	2
Female-headed Households:	0		0		0			

Income Category:

	Owner	Renter	Total	Person
Extremely Low	0	0	0	11
Low Mod	0	0	0	3
Moderate	0	0	0	0
Non Low Moderate	0	0	0	2

Total	0	0	0	16
Percent Low/Mod				87.5%

Annual Accomplishments

Accomplishment Narrative

Year # Benefitting

2009 16

1st QTR - 6 unduplicated clients served reciving crisis intervention, trauma counseling and personal empowerment education.
2nd QTR - 1 unduplicated client served reciving crisis intervention and legal advocacy.
3rd QTR - 5 unduplicated clients served.
4th QTR - 4 unduplicated clients served.
Total of 16 unduplicated clients served during FY 2009-2010.

PGM Year: 2009
Project: 0004 - FAMILIES FORWARD: TRANSITIONAL HOUSING
IDIS Activity: 189 - FAMILIES FORWARD

Status: Completed **Objective:** Create suitable living environments
Location: 9221 Irvine Boulevard Irvine, CA 92618-1645 **Outcome:** Availability/accessibility
Matrix Code: Public Services (General) (05) **National Objective:** LMC

Initial Funding 12/05/2009

Financing

Funded Amount: 10,064.00
 Drawn Thru Program Year: 10,064.00
 Drawn In Program Year: 0.00

Description:

TRANSITIONS FAMILIES STRUGGLING FROM CRISIS TO STABILITY AND SELF SUFFICIENCY. TARGETS HOMELESS PERSONS WITH CHILDREN.

Proposed Accomplishments

People (General) : 80

Actual Accomplishments

Number assisted:

	Owner		Renter		Total		Person	
	Total	Hispani	Total	Hispani	Total	Hispanic	Total	Hispanic
White:	0	0	0	0	0	0	100	38
Black/African American:	0	0	0	0	0	0	21	0
Asian:	0	0	0	0	0	0	1	0
American Indian/Alaskan Native:	0	0	0	0	0	0	0	0
Native Hawaiian/Other Pacific Islander:	0	0	0	0	0	0	8	0
American Indian/Alaskan Native & White:	0	0	0	0	0	0	0	0
Asian White:	0	0	0	0	0	0	3	0
Black/African American & White:	0	0	0	0	0	0	6	0
American Indian/Alaskan Native & Black/African American:	0	0	0	0	0	0	0	0
Other multi-racial:	0	0	0	0	0	0	12	0
Asian/Pacific Islander:	0	0	0	0	0	0	0	0
Hispanic:	0	0	0	0	0	0	0	0
Total:	0	0	0	0	0	0	151	38

Female-headed Households: 0 0 0

Income Category:

	Owner	Renter	Total	Person
Extremely Low	0	0	0	107
Low Mod	0	0	0	18
Moderate	0	0	0	26
Non Low Moderate	0	0	0	0

Total	0	0	0	151
Percent Low/Mod				100.0%

Annual Accomplishments

Accomplishment Narrative

Year	# Benefitting
------	---------------

2009	151
------	-----

1st Qtr. - Families Forward assisted 87 unduplicated persons moving them from crisis towards stability and self-sufficiency.
 2nd Qtr. - 30 unduplicated persons were assisted.
 3RD Qtr. - 9 unduplicated persons were assisted.
 4th Qtr. - 25 unduplicated persons were assisted.
 Total of 151 unduplicated persons were assisted during FY 2009/2010.

PGM Year: 2009
Project: 0005 - SOUTH COUNTY SENIOR SERVICES: HOME DELIVERED MEALS
IDIS Activity: 190 - SOUTH COUNTY SENIOR SERVICES

Status: Completed **Objective:** Create suitable living environments
Location: SOUTH COUNTY SENIOR SERVICES 24300 EL TORO **Outcome:** Availability/accessibility
ROAD SUITE 2000 LAGUNA WOODS, CA 92637 **Matrix Code:** Senior Services (05A) **National Objective:** LMC

Initial Funding 12/05/2009

Financing
Funded Amount: 28,414.00
Drawn Thru Program Year: 28,414.00
Drawn In Program Year: 8,401.46

Description:
PROVIDE HOME DELIVERED MEALS TO HOMEBOUND SENIOR CITIZENS 62AND OVER WHO ARE UNABLE TO PREPARE MEALS DUE TO AGE, ILLNESS, OR DISABILITY.

Proposed Accomplishments

People (General) : 140

Actual Accomplishments

<i>Number assisted:</i>	Owner		Renter		Total		Person	
	Total	Hispani	Total	Hispani	Total	Hispanic	Total	Hispanic
White:	0	0	0	0	0	0	143	4
Black/African American:	0	0	0	0	0	0	0	0
Asian:	0	0	0	0	0	0	0	0
American Indian/Alaskan Native:	0	0	0	0	0	0	0	0
Native Hawaiian/Other Pacific Islander:	0	0	0	0	0	0	0	0
American Indian/Alaskan Native & White:	0	0	0	0	0	0	0	0
Asian White:	0	0	0	0	0	0	0	0
Black/African American & White:	0	0	0	0	0	0	0	0
American Indian/Alaskan Native & Black/African American:	0	0	0	0	0	0	0	0
Other multi-racial:	0	0	0	0	0	0	0	0
Asian/Pacific Islander:	0	0	0	0	0	0	0	0
Hispanic:	0	0	0	0	0	0	0	0
Total:	0	0	0	0	0	0	143	4
Female-headed Households:	0		0		0			

Income Category:

	Owner	Renter	Total	Person
Extremely Low	0	0	0	60
Low Mod	0	0	0	39
Moderate	0	0	0	26
Non Low Moderate	0	0	0	18

Total	0	0	0	143
Percent Low/Mod				87.4%

Annual Accomplishments

Accomplishment Narrative

Year # Benefitting

2009 143

1st QTR - 99 unduplicated seniors served - 14,097 meals were delivered.
2nd QTR - 8 unduplicated seniors were served - 13,161 meals were delivered.
3rd QTR - 15 unduplicated seniors were served - 11,865 meals were delivered.
4Th QTR - 21 unduplicated seniors were served - 9,516 meals were delivered.

PGM Year: 2009
Project: 0006 - SERVING PEOPLE IN NEED (SPIN): SUBSTANCE ABUSE
IDIS Activity: 191 - SERVING PEOPLE IN NEED (SPIN)

Status: Completed **Objective:** Create suitable living environments
Location: SERVING PEOPLE IN NEED (SPIN) 151 KALMUS H-2 **Outcome:** Availability/accessibility
S COSTA MESA, CA 92626 **Matrix Code:** Substance Abuse Services (05F) **National Objective:** LMC

Initial Funding 12/05/2009

Financing
Funded Amount: 10,064.00
Drawn Thru Program Year: 10,064.00
Drawn In Program Year: 1,975.41

Description:
PROVIDE RECOVERY PROGRAMS FOR HOMELESS AND LOW-INCOME PERSONSWHO CANNOT AFFORD TREATMENT. CASE MANAGEMENT INCLUDES COUNSELING, MEDICAL ASSISTANCE, LEGAL AIDE, EMPLOYMENT SERVICES

Proposed Accomplishments

People (General) : 8

Actual Accomplishments

<i>Number assisted:</i>	Owner		Renter		Total		Person	
	Total	Hispani	Total	Hispani	Total	Hispanic	Total	Hispanic
White:	0	0	0	0	0	0	10	3
Black/African American:	0	0	0	0	0	0	0	0
Asian:	0	0	0	0	0	0	0	0
American Indian/Alaskan Native:	0	0	0	0	0	0	0	0
Native Hawaiian/Other Pacific Islander:	0	0	0	0	0	0	0	0
American Indian/Alaskan Native & White:	0	0	0	0	0	0	0	0
Asian White:	0	0	0	0	0	0	0	0
Black/African American & White:	0	0	0	0	0	0	0	0
American Indian/Alaskan Native & Black/African American:	0	0	0	0	0	0	0	0
Other multi-racial:	0	0	0	0	0	0	0	0
Asian/Pacific Islander:	0	0	0	0	0	0	0	0
Hispanic:	0	0	0	0	0	0	0	0
Total:	0	0	0	0	0	0	10	3
Female-headed Households:	0		0		0			

Income Category:

	Owner	Renter	Total	Person
Extremely Low	0	0	0	10
Low Mod	0	0	0	0
Moderate	0	0	0	0
Non Low Moderate	0	0	0	0

Total	0	0	0	10
Percent Low/Mod				100.0%

Annual Accomplishments

Accomplishment Narrative

Year # Benefitting

2009 10

1ST QTR - 3 UNDUPLICATED PERSONS SERVED
2ND QTR - 1 UNDUPLICATED PERSONS SERVED
3RD QTR - 4 UNDUPLICATED PERSONS SERVED
4TH QTR - 2 UNDUPLICATED PERSONS SERVED
TOTAL FY 2009/2010 : 10 Unduplicated Persons Served

PGM Year: 2009

Project: 0007 - ADA SIDEWALK IMPROVEMENTS

IDIS Activity: 192 - ADA SIDEWALK IMPROVEMENTS

Status: Completed

Location: CITY OF NEWPORT BEACH NEWPORT BEACH, CA
92636

Objective: Create suitable living environments

Outcome: Availability/accessibility

Matrix Code: Sidewalks (03L)

National Objective: LMA

Initial Funding 12/07/2009

Financing

Funded Amount: 54,759.00

Drawn Thru Program Year: 54,759.00

Drawn In Program Year: 6,741.55

Description:

PROVIDE ADA ACCESSIBILITY IMPROVEMENTS, TO INCLUDE CURB CUTS AND RAMPS
THROUGHOUT ELIGIBLE CDBG TARGET AREAS

Proposed Accomplishments

Public Facilities : 1

Total Population in Service Area: 17,222

Census Tract Percent Low / Mod: 34.10

Annual Accomplishments

Accomplishment Narrative

Year # Benefitting

2009

1st. Qtr - Public Works Dept. is currently developing the construction specifications for the bidding process.
2nd Qtr. - Public Works Dept. went through the bidding process. City will be awarding a contract early next quarter.
3rd Qtr. - Project under construction.
4th Qtr. - Project completed.
4th Qtr. - Project completed during the month of June 2010.

PGM Year: 2009
Project: 0008 - SECTION 108 LOAN PAYMENTS
IDIS Activity: 193 - SECTION 108 LOAN PAYMENT

Status: Completed
Location: CITY OF NEWPORT BEACH 3300 NEWPORT BLVD
 NEWPORT BEACH, CA 92658

Objective:
Outcome:
Matrix Code: Planned Repayment of Section
National Objective:

Initial Funding 12/05/2009

Financing
 Funded Amount: 197,534.65
 Drawn Thru Program Year: 197,534.65
 Drawn In Program Year: 0.00

Description:
 PAYMENT ON SECTION 108 LOAN. FUNDS WERE USED FOR IMPROVEMENTS TO BALBOA VILLAGE PEDESTRIAN AND STREETScape PLAN, STREET IMPROVEMENTS ON BALBOA BLVD., PIER PARKING LOT, PIER PLAZA

Proposed Accomplishments

Annual Accomplishments		Accomplishment Narrative
Year	# Benefitting	

PGM Year: 2010
Project: 0002 - CDBG ADMINISTRATION
IDIS Activity: 197 - CDBG ADMINISTRATION

Status: Open
Location: ,

Objective:
Outcome:
Matrix Code: General Program Administration National Objective:

Initial Funding 10/07/2010

Financing

Funded Amount: 60,285.00
Drawn Thru Program Year: 40,635.00
Drawn In Program Year: 40,635.00

Proposed Accomplishments

Description:

This project provides for the overall administration of the CDBG Program, to include: Preparation and submission of the Annual Action Plan and the CAPER, IDIS data input, provision of technical assistance, monitoring of all projects, and overall fiscal management.

Annual Accomplishments

Accomplishment Narrative

Year # Benefitting

PGM Year: 2010
Project: 0003 - FAIR HOUSING SERVICES
IDIS Activity: 198 - FAIR HOUSING COUNCIL O.C.: FAIR HOUSING SERVICES

Status: Open
Location: ,

Objective:
Outcome:
Matrix Code: Fair Housing Activities (subject to National Objective:

Initial Funding 10/07/2010

Financing

Funded Amount: 11,185.00
Drawn Thru Program Year: 6,379.09
Drawn In Program Year: 6,379.09

Description:

This activity provides fair housing education, counseling, and enforcement services to current or potential Newport Beach residents, coupled with landlordtenant counseling services. These services impact and benefit target CDBG areas and the extremely-low to moderate-income population.

Proposed Accomplishments

Annual Accomplishments

Accomplishment Narrative

Year # Benefitting

PGM Year: 2010
Project: 0004 - HUMAN OPTIONS: COMMUNITY RESOURCE CENTER
IDIS Activity: 199 - HUMAN OPTIONS: COMMUNITY RESOURCE CENTER

Status: Open
Location: 5540 Trabuco Rd Irvine, CA 92620-5744

Objective: Create suitable living environments
Outcome: Availability/accessibility
Matrix Code: Battered and Abused Spouses
National Objective: LMC

Initial Funding 10/07/2010

Financing

Funded Amount: 4,600.00
 Drawn Thru Program Year: 2,259.39
 Drawn In Program Year: 2,259.39

Description:

This program provides a wide variety of counseling and educational programs to help victims and their family members deal with the effects of domestic violence. CDBG funds will be used to pay for a portion of the salaries of staff who provide counseling and case management services.

Proposed Accomplishments

People (General) : 7

Actual Accomplishments

Number assisted:

	Owner		Renter		Total		Person	
	Total	Hispani	Total	Hispani	Total	Hispanic	Total	Hispanic
White:	0	0	0	0	0	0	11	1
Black/African American:	0	0	0	0	0	0	1	0
Asian:	0	0	0	0	0	0	0	0
American Indian/Alaskan Native:	0	0	0	0	0	0	1	0
Native Hawaiian/Other Pacific Islander:	0	0	0	0	0	0	0	0
American Indian/Alaskan Native & White:	0	0	0	0	0	0	0	0
Asian White:	0	0	0	0	0	0	0	0
Black/African American & White:	0	0	0	0	0	0	0	0
American Indian/Alaskan Native & Black/African American:	0	0	0	0	0	0	0	0
Other multi-racial:	0	0	0	0	0	0	0	0
Asian/Pacific Islander:	0	0	0	0	0	0	0	0
Hispanic:	0	0	0	0	0	0	0	0
Total:	0	0	0	0	0	0	13	1

Female-headed Households: 0 0 0

Income Category:

	Owner	Renter	Total	Person
Extremely Low	0	0	0	10
Low Mod	0	0	0	0
Moderate	0	0	0	3
Non Low Moderate	0	0	0	0

Total	0	0	0	13
Percent Low/Mod				100.0%

Annual Accomplishments

Accomplishment Narrative

Year # Benefitting

2010 13

1st. Qtr. 4 unduplicated clients were provided with individual and family counseling services.
2nd. Qtr. 4 unduplicated clients were provided with individual and family counseling services.
3rd Qtr. 2 unduplicated clients were provided with individual and family counseling services.
4th Qtr. 3 unduplicated clients were provided with individual and family counseling services.
A total of 13 unduplicated persons were assisted during the FY and a total of 50 client contacts.

PGM Year: 2010
Project: 0005 - FAMILIES FORWARD: TRANSITIONAL HOUSING
IDIS Activity: 200 - FAMILIES FORWARD: TRANSITIONAL HOUSING PROGRAM

Status: Open
Location: 9221 Irvine Blvd Irvine, CA 92618-1645
Objective: Create suitable living environments
Outcome: Availability/accessibility
Matrix Code: Public Services (General) (05) **National Objective:** LMC

Initial Funding 10/07/2010

Financing
 Funded Amount: 10,000.00
 Drawn Thru Program Year: 10,000.00
 Drawn In Program Year: 10,000.00

Description:
 This program assists homeless families to regain stability and self sufficiency. The target population is homeless families with children. The program provides case management and supportive services to households residing in Families Forward transitional housing units. CDBG funds will be used to pay for a portion of the salary of a case manager.

Proposed Accomplishments

People (General) : 100

Actual Accomplishments

Number assisted:

	Owner		Renter		Total		Person	
	Total	Hispani	Total	Hispani	Total	Hispanic	Total	Hispanic
White:	0	0	0	0	0	0	100	3
Black/African American:	0	0	0	0	0	0	23	0
Asian:	0	0	0	0	0	0	0	0
American Indian/Alaskan Native:	0	0	0	0	0	0	0	0
Native Hawaiian/Other Pacific Islander:	0	0	0	0	0	0	7	0
American Indian/Alaskan Native & White:	0	0	0	0	0	0	0	0
Asian White:	0	0	0	0	0	0	0	0
Black/African American & White:	0	0	0	0	0	0	0	0
American Indian/Alaskan Native & Black/African American:	0	0	0	0	0	0	0	0
Other multi-racial:	0	0	0	0	0	0	14	0
Asian/Pacific Islander:	0	0	0	0	0	0	0	0
Hispanic:	0	0	0	0	0	0	0	0
Total:	0	0	0	0	0	0	144	3
Female-headed Households:	0		0		0			

Income Category:

	Owner	Renter	Total	Person
Extremely Low	0	0	0	105
Low Mod	0	0	0	39
Moderate	0	0	0	0

Non Low Moderate	0	0	0	0
Total	0	0	0	144
Percent Low/Mod				100.0%

Annual Accomplishments

Accomplishment Narrative

Year # Benefitting

2010 144

1st Qtr. 110 unduplicated clients were served through the transitional housing program which moved 33 families from crisis towards stability and self-sufficiency.
 2nd. Qtr. 13 unduplicated clients were served which comprised 4 families.
 3rd Qtr. 4 unduplicated clients were served.
 4th Qtr. 17 unduplicated clients were served.
 A total of 144 unduplicated clients were assisted during FY 10/11.

PGM Year: 2010
Project: 0006 - AGE WELL SENIOR SERVICES: HOME DELIVERED MEALS
IDIS Activity: 201 - AGE WELL SENIOR SERVICES: HOME DELIVERED MEALS

Status: Open **Objective:** Create suitable living environments
Location: 24300 El Toro Rd Ste 2000 Laguna Woods, CA 92637-2777 **Outcome:** Availability/accessibility
Matrix Code: Senior Services (05A) **National Objective:** LMC

Initial Funding 10/07/2010

Financing
 Funded Amount: 20,000.00
 Drawn Thru Program Year: 15,000.00
 Drawn In Program Year: 15,000.00

Description:
 This program provides home-delivered meals to homebound senior citizens (62 years or older) who are unable to prepare meals for themselves due to age, illness, or disability. CDBG funds will be used to pay for a portion of the salary of home-delivered meal staff.

Proposed Accomplishments

People (General) : 100

Actual Accomplishments

<i>Number assisted:</i>	Owner		Renter		Total		Person	
	Total	Hispani	Total	Hispani	Total	Hispanic	Total	Hispanic
White:	0	0	0	0	0	0	163	1
Black/African American:	0	0	0	0	0	0	0	0
Asian:	0	0	0	0	0	0	2	0
American Indian/Alaskan Native:	0	0	0	0	0	0	0	0
Native Hawaiian/Other Pacific Islander:	0	0	0	0	0	0	0	0
American Indian/Alaskan Native & White:	0	0	0	0	0	0	0	0
Asian White:	0	0	0	0	0	0	0	0
Black/African American & White:	0	0	0	0	0	0	0	0
American Indian/Alaskan Native & Black/African American:	0	0	0	0	0	0	0	0
Other multi-racial:	0	0	0	0	0	0	0	0
Asian/Pacific Islander:	0	0	0	0	0	0	0	0
Hispanic:	0	0	0	0	0	0	0	0
Total:	0	0	0	0	0	0	165	1
Female-headed Households:	0		0		0			

Income Category:

	Owner	Renter	Total	Person
Extremely Low	0	0	0	69
Low Mod	0	0	0	43
Moderate	0	0	0	31
Non Low Moderate	0	0	0	22

Total	0	0	0	165
Percent Low/Mod				86.7%

Annual Accomplishments

Accomplishment Narrative

Year # Benefitting

2010 165

1st Qtr. 87 unduplicated seniors were served and 12,741 meals were delivered.
2nd Qtr. 30 unduplicated seniors were served and 11,928 meals were delivered.
3rd Qtr. 25 unduplicated seniors were served and 11,076 meals were delivered.
4th Qtr. 23 unduplicated senior were served and 14,923 meals were delivered.
A total of 165 unduplicated seniors were assisted during the FY 10/11.

PGM Year: 2010
Project: 0007 - SERVING PEOPLE IN NEED (SPIN): SUBSTANCE ABUSE
IDIS Activity: 202 - SERVING PEOPLE IN NEED (SPIN): SUBSTANCE ABUSE TREATMENT PROGRAM

Status: Open **Objective:** Create suitable living environments
Location: 151 Kalmus Dr Costa Mesa, CA 92626-5988 **Outcome:** Availability/accessibility
Matrix Code: Substance Abuse Services (05F) **National Objective:** LMC

Initial Funding 10/07/2010

Financing
 Funded Amount: 10,000.00
 Drawn Thru Program Year: 7,538.80
 Drawn In Program Year: 7,538.80

Description:
 This program provides access to recovery programs for homeless and low-income individuals who cannot otherwise afford treatment. Case Management includes: counseling, supplemental employment services, medical assistance, and legal assistance. CDBG funds will be used to pay for operational cost.

Proposed Accomplishments

People (General) : 8

Actual Accomplishments

Number assisted:

	Owner		Renter		Total		Person	
	Total	Hispani	Total	Hispani	Total	Hispanic	Total	Hispanic
White:	0	0	0	0	0	0	7	2
Black/African American:	0	0	0	0	0	0	1	0
Asian:	0	0	0	0	0	0	0	0
American Indian/Alaskan Native:	0	0	0	0	0	0	0	0
Native Hawaiian/Other Pacific Islander:	0	0	0	0	0	0	0	0
American Indian/Alaskan Native & White:	0	0	0	0	0	0	0	0
Asian White:	0	0	0	0	0	0	0	0
Black/African American & White:	0	0	0	0	0	0	0	0
American Indian/Alaskan Native & Black/African American:	0	0	0	0	0	0	0	0
Other multi-racial:	0	0	0	0	0	0	0	0
Asian/Pacific Islander:	0	0	0	0	0	0	0	0
Hispanic:	0	0	0	0	0	0	0	0
Total:	0	0	0	0	0	0	8	2

Female-headed Households: 0 0 0

Income Category:

	Owner	Renter	Total	Person
Extremely Low	0	0	0	8
Low Mod	0	0	0	0
Moderate	0	0	0	0
Non Low Moderate	0	0	0	0

Total	0	0	0	8
Percent Low/Mod				100.0%

Annual Accomplishments

Accomplishment Narrative

Year # Benefitting

2010 8

1st Qtr. there was no activity.
2nd Qtr. 1 person received treatment.
3rd Qtr. 7 persons received treatment.
4th Qtr. there was no activity.
A total of 8 unduplicated persons received treatment and counseling during the FY 10/11.

PGM Year: 2010
Project: 0008 - SHARE OUR SELVES (SOS): FREE MEDICAL AND DENTAL CLINICS
IDIS Activity: 203 - SHARE OUR SELVES (SOS): FREE MEDICAL AND DENTAL CLINICS

Status: Open **Objective:** Create suitable living environments
Location: 1550 Superior Ave Costa Mesa, CA 92627-3653 **Outcome:** Availability/accessibility
Matrix Code: Public Services (General) (05) **National Objective:** LMC

Initial Funding 10/07/2010

Financing
 Funded Amount: 9,000.00
 Drawn Thru Program Year: 0.00
 Drawn In Program Year: 0.00

Description:
 This program provides primaryurgent care on a daily walk-in basis, chronic care, and specialty care by appointment to uninsured Orange County residents and patients in the County MSI program.

Proposed Accomplishments

People (General) : 100

Actual Accomplishments

<i>Number assisted:</i>	Owner		Renter		Total		Person	
	Total	Hispani	Total	Hispani	Total	Hispanic	Total	Hispanic
White:	0	0	0	0	0	0	279	100
Black/African American:	0	0	0	0	0	0	3	0
Asian:	0	0	0	0	0	0	13	0
American Indian/Alaskan Native:	0	0	0	0	0	0	0	0
Native Hawaiian/Other Pacific Islander:	0	0	0	0	0	0	5	0
American Indian/Alaskan Native & White:	0	0	0	0	0	0	0	0
Asian White:	0	0	0	0	0	0	0	0
Black/African American & White:	0	0	0	0	0	0	0	0
American Indian/Alaskan Native & Black/African American:	0	0	0	0	0	0	0	0
Other multi-racial:	0	0	0	0	0	0	69	39
Asian/Pacific Islander:	0	0	0	0	0	0	0	0
Hispanic:	0	0	0	0	0	0	0	0
Total:	0	0	0	0	0	0	369	139
Female-headed Households:	0		0		0			

Income Category:

	Owner	Renter	Total	Person
Extremely Low	0	0	0	307
Low Mod	0	0	0	31
Moderate	0	0	0	22
Non Low Moderate	0	0	0	9

Total	0	0	0	369
Percent Low/Mod				97.6%

Annual Accomplishments

Accomplishment Narrative

Year	# Benefitting
------	---------------

2010	369
------	-----

1st Qtr. 93 unduplicated persons were provided medical care.
2nd Qtr. 99 unduplicated persons were provided medical care.
3rd Qtr. 102 unduplicated persons were provided medical care.
4th Qtr. 75 unduplicated persons were provided medical care.
A total of 369 unduplicated persons were assisted during the FY 10/11.

PGM Year: 2010
Project: 0009 - SECTION 108 LOAN PAYMENTS
IDIS Activity: 204 - SECTION 108 LOAN REPAYMENT

Status: Open
Location: ,

Objective:
Outcome:
Matrix Code: Planned Repayment of Section National Objective:

Initial Funding 10/07/2010

Financing
 Funded Amount: 199,346.00
 Drawn Thru Program Year: 199,345.05
 Drawn In Program Year: 199,345.05

Description:
Funds will be used to repay the City's Section 108 Loan. The loan was used to partially fund public improvements to the Balboa Target Area totaling \$8 million. The scope of work includes the Balboa Village Pedestrian and Streetscape Plan, Street Improvements to Balboa Blvd., Pier Parking Lot, Pier Plaza, and Lot A connecting access to Main Street.

Proposed Accomplishments

Annual Accomplishments	Accomplishment Narrative
Year # Benefitting	

PGM Year: 2010
Project: 0010 - UTILITY ASSESSMENT DISTRICT GRANT PROGRAM
IDIS Activity: 205 - UTILITY ASSESSMENT DISTRICT GRANT PROGRAM

Status: Open
Location: 3300 Newport Blvd Newport Beach, CA 92663-3816
Objective: Provide decent affordable housing
Outcome: Availability/accessibility
Matrix Code: Rehab; Single-Unit Residential
National Objective: LMH

Initial Funding 10/09/2010

Financing
 Funded Amount: 65,922.00
 Drawn Thru Program Year: 0.00
 Drawn In Program Year: 0.00

Description:
 This program provides financial assistance to the impacted low- and moderate-income owner-occupants located within proposed utility undergrounding Assessment Districts in the City of Newport Beach by providing grants to cover a portion of the cost of utility hook-ups to owner-occupants within the District(s). Program benefits low- and moderate-income residents.

Proposed Accomplishments

Housing Units : 7

Actual Accomplishments

<i>Number assisted:</i>	Owner		Renter		Total		Person	
	Total	Hispani	Total	Hispani	Total	Hispanic	Total	Hispanic
White:	0	0	0	0	0	0	0	0
Black/African American:	0	0	0	0	0	0	0	0
Asian:	0	0	0	0	0	0	0	0
American Indian/Alaskan Native:	0	0	0	0	0	0	0	0
Native Hawaiian/Other Pacific Islander:	0	0	0	0	0	0	0	0
American Indian/Alaskan Native & White:	0	0	0	0	0	0	0	0
Asian White:	0	0	0	0	0	0	0	0
Black/African American & White:	0	0	0	0	0	0	0	0
American Indian/Alaskan Native & Black/African American:	0	0	0	0	0	0	0	0
Other multi-racial:	0	0	0	0	0	0	0	0
Asian/Pacific Islander:	0	0	0	0	0	0	0	0
Hispanic:	0	0	0	0	0	0	0	0
Total:	0	0	0	0	0	0	0	0
Female-headed Households:	0		0		0			

Income Category:

	Owner	Renter	Total	Person
Extremely Low	0	0	0	0
Low Mod	0	0	0	0
Moderate	0	0	0	0
Non Low Moderate	0	0	0	0

Total 0 0 0 0
Percent Low/Mod

Annual Accomplishments

Accomplishment Narrative

Year # Benefitting

2010

1st Qtr. the City received 6 applications. 2 were terminated, 3 were uncompleted and waiting for documents and 1 application was qualified.
2nd Qtr the City received 2 applications and were qualified.
3rd Qtr no new applications were received. Status of all applications has not changed.
4th Qtr no new applications were received. Status of all applications has not changed.

Total Funded Amount: \$3,927,569.45
Total Drawn Thru Program Year: \$3,818,388.78
Total Drawn In Program Year: \$315,581.73

PR06 - Summary of Consolidated Plan Projects for Report Year

Page by:

Grantee: NEWPORT BEACH

Plan Year	IDIS Project	Project Title and Description	Program	Project Estimate	Committed Amount	Amount Drawn Thru Report Year	Amount Available to Draw	Amount Drawn in Report Year
2010	1	CDBG ADMINISTRATION	PROVIDE FOR THE OVERALL ADMINISTRATION OF THE CDBG PROGRAM, TO INCLUDE PREPARATION AND SUBMISSION OF ANNUAL ACTION PLAN AND CAPER, IDIS DATA INPUT, PROVIDE TECHNICAL ASSISTANCE, MONITORING OF ALL PROJECTS, AND OVERALL FISCAL MANAGEMENT	CDBG	\$60,285.00	\$0.00	\$0.00	\$0.00
	2	CDBG ADMINISTRATION	PROVIDE FOR THE OVERALL ADMINISTRATION OF THE CDBG PROGRAM, TO INCLUDE PREPARATION AND SUBMISSION OF ANNUAL ACTION PLAN AND CAPER, IDIS DATA INPUT, PROVIDE TECHNICAL ASSISTANCE, MONITORING OF ALL PROJECTS, AND OVERALL FISCAL MANAGEMENT	CDBG	\$60,285.00	\$60,285.00	\$40,635.00	\$19,650.00
	3	FAIR HOUSING SERVICES	PROVIDE FAIR HOUSING EDUCATION, COUNSELING, AND ENFORCEMENT SERVICES TO CURRENT OR POTENTIAL NEWPORT BEACH RESIDENTS, COUPLED WITH LANDLORD/ TENANT COUNSELING SERVICES. THESE SERVICES IMPACT AND BENEFIT TARGET CDBG AREAS AND THE EXTREMELY-LOW TO MODERATE INCOME POPULATION	CDBG	\$11,185.00	\$11,185.00	\$6,379.09	\$4,805.91
	4	HUMAN OPTIONS: COMMUNITY RESOURCE CENTER	PROVIDE A WIDE VARIETY OF COUNSELING AND EDUCATIONAL PROGRAMS TO HELP VICTIMS AND THEIR FAMILY MEMBERS DEAL WITH THE EFFECTS OF DOMESTIC VIOLENCE. CDBG FUNDS WILL BE USED TO PAY FOR A PORTION OF THE SALARIES OF STAFF WHO PROVIDE COUNSELING AND CASE MANAGEMENT SERVICES.	CDBG	\$4,600.00	\$4,600.00	\$2,259.39	\$2,340.61

5	FAMILIES FORWARD: TRANSITIONAL HOUSING	THIS PROGRAM ASSISTS HOMELESS FAMILIES TO REGAIN STABILITY AND SELF SUFFICIENCY. THE TARGET POPULATION IS HOMELESS FAMILIES WITH CHILDREN. CDBG FUNDS WILL BE USED TO PAY FOR A PORTION OF THE SALARY OF A CASE MANAGER.	CDBG	\$10,000.00	\$10,000.00	\$10,000.00	\$0.00	\$10,000.00
6	AGE WELL SENIOR SERVICES: HOME DELIVERED MEALS	PROVIDE HOME-DELIVERED MEALS TO HOMEBOUND SENIOR CITIZENS (TO PREPARE MEALS FOR THEMSELVES DUE TO AGE, ILLNESS, OR DISABILITY). CDBG FUNDS WILL BE USED TO PAY FOR A PORTION OF THE SALARY OF HOME-DELIVERED MEAL STAFF.	CDBG	\$20,000.00	\$20,000.00	\$15,000.00	\$5,000.00	\$15,000.00
7	SERVING PEOPLE IN NEED (SPIN): SUBSTANCE ABUSE	PROVIDE ACCESS TO RECOVERY PROGRAMS FOR HOMELESS AND LOW-INCOME INDIVIDUALS WHO CANNOT OTHERWISE AFFORD TREATMENT. CASE MANAGEMENT INCLUDES: COUNSELING, SUPPLEMENTAL EMPLOYMENT SERVICES, MEDICAL ASSISTANCE, AND LEGAL ASSISTANCE. CDBG FUNDS WILL BE USED TO PAY FOR OPERATIONAL COST.	CDBG	\$10,000.00	\$10,000.00	\$7,538.80	\$2,461.20	\$7,538.80
8	SHARE OURSELVES (SOS): FREE MEDICAL AND DENTAL CLINICS	SOS PROVIDES PRIMARY/URGENT CARE ON A DAILY WALK-IN BASIS, CHRONIC CARE, AND SPECIALTY CARE BY APPOINTMENT TO UNINSURED ORANGE COUNTY RESIDENTS AND PATIENTS IN THE COUNTY MSI PROGRAM.	CDBG	\$9,000.00	\$9,000.00	\$0.00	\$9,000.00	\$0.00
9	SECTION 108 LOAN PAYMENTS	PAYMENT OF SECTION 108 LOAN. FUNDS WERE USED TO IMPROVE BALBOA VILLAGE PEDESTRIAN AND STREETScape PLAN, STREET IMPROVEMENT TO BALBOA BLVD., PIER PARKING LOT, PIER PLAZA, AND CONNECTING ACCESS TO MAIN STREET.	CDBG	\$199,346.00	\$199,346.00	\$199,345.05	\$0.95	\$199,345.05
10	UTILITY ASSESSMENT DISTRICT GRANT PROGRAM	THIS PROGRAM PROVIDES FINANCIAL ASSISTANCE TO THE IMPACTED LOW- AND MODERATE-INCOME OWNER-OCCUPANTS LOCATED WITHIN PROPOSED UTILITY UNDERGROUND ASSESSMENT DISTRICTS IN THE CITY OF NEWPORT BEACH BY OFFERING GRANTS TO COVER A PORTION OF THE COST OF UTILITY HOOK-UPS.	CDBG	\$65,922.00	\$65,922.00	\$0.00	\$65,922.00	\$0.00

U.S. DEPARTMENT OF HOUSING AND URBAN DEVELOPMENT
 OFFICE OF COMMUNITY PLANNING AND DEVELOPMENT
 PR23 (1 of 7) - Count of CDBG Activities with Disbursements by Activity Group &
 Matrix Code

Activity Group	Activity Category	Underway Count	Underway Activities Disbursed	Completed Count	Completed Activities Disbursed	Program Year Count	Total Activities Disbursed
Housing	Rehab; Single-Unit Residential (14A)	1	\$0.00	0	\$0.00	1	\$0.00
		1	\$0.00	0	\$0.00	1	\$0.00
Public Facilities and Improvements	Public Facilities and Improvement (General) (03)	1	\$0.00	0	\$0.00	1	\$0.00
	Sidewalks (03L)	0	\$0.00	1	\$6,741.55	1	\$6,741.55
		1	\$0.00	1	\$6,741.55	2	\$6,741.55
Public Services	Public Services (General) (05)	2	\$10,000.00	1	\$0.00	3	\$10,000.00
	Senior Services (05A)	1	\$15,000.00	1	\$8,401.46	2	\$23,401.46
	Substance Abuse Services (05F)	1	\$7,538.80	1	\$1,975.41	2	\$9,514.21
	Battered and Abused Spouses (05G)	1	\$2,259.39	1	\$1,219.91	2	\$3,479.30
		5	\$34,798.19	4	\$11,596.78	9	\$46,394.97
General Administration and Planning	General Program Administration (21A)	1	\$40,635.00	1	\$13,787.52	2	\$54,422.52
	Fair Housing Activities (subject to 20% Admin Cap) (21D)	1	\$6,379.09	1	\$2,298.55	2	\$8,677.64
		2	\$47,014.09	2	\$16,086.07	4	\$63,100.16
Repayment of Section 108 Loans	Planned Repayment of Section 108 Loan Principal (19F)	1	\$199,345.05	1	\$0.00	2	\$199,345.05
		1	\$199,345.05	1	\$0.00	2	\$199,345.05
		10	\$281,157.33	8	\$34,424.40	18	\$315,581.73

U.S. DEPARTMENT OF HOUSING AND URBAN DEVELOPMENT
 OFFICE OF COMMUNITY PLANNING AND DEVELOPMENT
 PR23 (2 of 7) - CDBG Sum of Actual Accomplishments by Activity Group and
 Accomplishment Type

Activity Group	Matrix Code	Accomplishment Type	Open Count	Completed Count	Program Year Totals
Housing	Rehab; Single-Unit Residential (14A)	Housing Units	0	0	0
			0	0	0
Public Facilities and Improvements	Sidewalks (03L)	Public Facilities	0	17,222	17,222
			0	17,222	17,222
Public Services	Public Services (General) (05)	Persons	513	151	664
	Senior Services (05A)	Persons	165	143	308
	Substance Abuse Services (05F)	Persons	8	10	18
	Battered and Abused Spouses (05G)	Persons	13	16	29
			699	320	1,019
			699	17,542	18,241

Income Levels	Owner Occupied	Renter Occupied	Persons
Non Housing Extremely Low (<=30%)	0	0	687
Low (>30% and <=50%)	0	0	173
Mod (>50% and <=80%)	0	0	108
Total Low-Mod	0	0	968
Non Low-Mod (>80%)	0	0	51
Total Beneficiaries	0	0	1,019

IDIS

U.S. DEPARTMENT OF HOUSING AND URBAN DEVELOPMENT
OFFICE OF COMMUNITY PLANNING AND DEVELOPMENT
PR23 (5 of 7) - Home Disbursements and Unit Completions

DATE: 8/27/2011
TIME: 4:12:08 pm
PAGE: 1/1

PR 26 - CDBG Financial Summary Report

Grantee NEWPORT BEACH , CA
 Program Year 2010

PART I: SUMMARY OF CDBG RESOURCES

01 UNEXPENDED CDBG FUNDS AT END OF PREVIOUS PROGRAM YEAR	0.00
02 ENTITLEMENT GRANT	385,189.00
03 SURPLUS URBAN RENEWAL	0.00
04 SECTION 108 GUARANTEED LOAN FUNDS	0.00
05 CURRENT YEAR PROGRAM INCOME	0.00
06 RETURNS	0.00
07 ADJUSTMENT TO COMPUTE TOTAL AVAILABLE	0.00
08 TOTAL AVAILABLE (SUM, LINES 01-07)	385,189.00

PART II: SUMMARY OF CDBG EXPENDITURES

09 DISBURSEMENTS OTHER THAN SECTION 108 REPAYMENTS AND PLANNING/ADMINISTRATION	53,136.52
10 ADJUSTMENT TO COMPUTE TOTAL AMOUNT SUBJECT TO LOW/MOD BENEFIT	0.00
11 AMOUNT SUBJECT TO LOW/MOD BENEFIT (LINE 09 + LINE 10)	53,136.52
12 DISBURSED IN IDIS FOR PLANNING/ADMINISTRATION	63,100.16
13 DISBURSED IN IDIS FOR SECTION 108 REPAYMENTS	199,345.05
14 ADJUSTMENT TO COMPUTE TOTAL EXPENDITURES	0.00
15 TOTAL EXPENDITURES (SUM, LINES 11-14)	315,581.73
16 UNEXPENDED BALANCE (LINE 08 - LINE 15)	69,607.27

PART III: LOWMOD BENEFIT THIS REPORTING PERIOD

17 EXPENDED FOR LOW/MOD HOUSING IN SPECIAL AREAS	0.00
18 EXPENDED FOR LOW/MOD MULTI-UNIT HOUSING	0.00
19 DISBURSED FOR OTHER LOW/MOD ACTIVITIES	53,136.52
20 ADJUSTMENT TO COMPUTE TOTAL LOW/MOD CREDIT	0.00
21 TOTAL LOW/MOD CREDIT (SUM, LINES 17-20)	53,136.52
22 PERCENT LOW/MOD CREDIT (LINE 21/LINE 11)	100.00%

LOW/MOD BENEFIT FOR MULTI-YEAR CERTIFICATIONS

23 PROGRAM YEARS(PY) COVERED IN CERTIFICATION	PY: PY: PY:
24 CUMULATIVE NET EXPENDITURES SUBJECT TO LOW/MOD BENEFIT CALCULATION	0.00
25 CUMULATIVE EXPENDITURES BENEFITING LOW/MOD PERSONS	0.00
26 PERCENT BENEFIT TO LOW/MOD PERSONS (LINE 25/LINE 24)	0.00%

PART IV: PUBLIC SERVICE (PS) CAP CALCULATIONS

27 DISBURSED IN IDIS FOR PUBLIC SERVICES	46,394.97
28 PS UNLIQUIDATED OBLIGATIONS AT END OF CURRENT PROGRAM YEAR	0.00
29 PS UNLIQUIDATED OBLIGATIONS AT END OF PREVIOUS PROGRAM YEAR	0.00
30 ADJUSTMENT TO COMPUTE TOTAL PS OBLIGATIONS	0.00

31 TOTAL PS OBLIGATIONS (LINE 27 + LINE 28 - LINE 29 + LINE 30)	46,394.97
32 ENTITLEMENT GRANT	385,189.00
33 PRIOR YEAR PROGRAM INCOME	0.00
34 ADJUSTMENT TO COMPUTE TOTAL SUBJECT TO PS CAP	0.00
35 TOTAL SUBJECT TO PS CAP (SUM, LINES 32-34)	385,189.00
36 PERCENT FUNDS OBLIGATED FOR PS ACTIVITIES (LINE 31/LINE 35)	12.04%
PART V: PLANNING AND ADMINISTRATION (PA) CAP	
37 DISBURSED IN IDIS FOR PLANNING/ADMINISTRATION	63,100.16
38 PA UNLIQUIDATED OBLIGATIONS AT END OF CURRENT PROGRAM YEAR	0.00
39 PA UNLIQUIDATED OBLIGATIONS AT END OF PREVIOUS PROGRAM YEAR	0.00
40 ADJUSTMENT TO COMPUTE TOTAL PA OBLIGATIONS	0.00
41 TOTAL PA OBLIGATIONS (LINE 37 + LINE 38 - LINE 39 +LINE 40)	63,100.16
42 ENTITLEMENT GRANT	385,189.00
43 CURRENT YEAR PROGRAM INCOME	0.00
44 ADJUSTMENT TO COMPUTE TOTAL SUBJECT TO PA CAP	0.00
45 TOTAL SUBJECT TO PA CAP (SUM, LINES 42-44)	385,189.00
46 PERCENT FUNDS OBLIGATED FOR PA ACTIVITIES (LINE 41/LINE 45)	16.38%



APPENDIX “F” CHECKLIST

APPENDIX "F": COMPLIANCE CHECKLIST

The City's Consolidated Annual Performance Evaluation Report (CAPER) must comply with several federal regulations. This appendix is designed to aid the City's representative document that the report is in full compliance with the regulations.

THE SUBMISSION

Was the statutory submission deadline met?

Yes *No

Was the Financial Summary (IDIS Report number C04PR26) provided?

Yes No - grantee notified, summary received _____

Did the report cover the appropriate program year?

Yes No - grantee notified, correct report received _____

Does the report identify CPD entitlement funds?

Yes *No

Does the report identify all known Federal/HUD resources available to the grantee (including SNAPs)?

Yes *No

* Correct information noted and/or requested in PYR letter.

NARRATIVES - GENERAL

Does the Three/Five Year Goals and Objectives assessment relate back to Strategic Consolidated Plan objectives?

Yes *No

Does the report address High Priority Needs?

Yes *No

Does the Affordable Housing Evaluation include the number of extremely low, low, and moderate-income renter and owner households assisted during the reporting period?

Yes *No

Does the Affordable Housing Evaluation include the number of households assisted with housing that meets the Section 215 definition of affordable housing for rental and home ownership?

Yes *No

Section 215 Affordable Housing. 1. Rental Housing: A rental housing unit is considered to be an affordable housing unit if it is occupied by a low-income household or individual and bears a rent that is the lesser of a) the existing section 8 fair market rent for comparable units in the area or b) 30 percent of the adjusted income of a household whose income equals 65 percent of the median income for the area, except that HUD may establish

income ceilings higher or lower than 65 percent of the median because of prevailing level of construction costs or fair market rents, or unusually high or low family incomes. 2. Homeownership: a) housing that is for purchase, with or without rehab., qualifies as affordable housing if it 1) is purchased by a low income first time homebuyer who will make the housing his or her principal residence and 2) has a sale price which does not exceed the mortgage limit for the type of single family housing for the area under HUD's single family insuring authority under the National Housing Act. b) housing that is to be rehabilitated, but is already owned by a household when assistance is provided, qualifies as affordable if the housing 1) is occupied by a low - income household which uses the housing as its principal residence, and 2) has a value, after rehabilitation, that does not exceed the mortgage limit for the type of single family housing for the area as described in 2a) above.

Note: these definitions apply for the purposes of enumerating the number of households assisted with housing meeting the 215 affordable housing definition regardless of the Federal funding source used in support of that housing.

Was there a comparison of actual accomplishments with proposed goals for the reporting period?

Yes *No

Were there efforts to address worse case needs?

Yes *No

Were there efforts to address the needs of persons with disabilities?

Yes *No

CONTINUUM OF CARE STRATEGY

Does the CAPER identify actions taken at all points along the continuum from prevention and outreach through emergency, transitional, and permanent housing?

Yes *No

Other Actions addressed, include:

Actions taken to address obstacles to meeting underserved needs;

Yes *No

Fostering and maintaining affordable housing;

Yes *No

Eliminating barriers to affordable housing;

Yes *No

Overcoming gaps in institutional structures and enhancing coordination;

Yes *No

Improving public housing and resident initiatives;

Yes *No N/A

Evaluating and reducing lead based paint hazards;

Yes *No

Ensuring compliance with program and comprehensive planning requirements; and

Yes *No

Reducing the number of persons living below the poverty level.

Yes *No

Did the submission include a description of the Leveraging of other public and private resources as indicated in the Plan, including how any matching requirements were satisfied?

Yes *No

Was a Summary of Citizen Comments included in the submission?

Yes *No

Did the report include a Self-evaluation?

Yes *No

Affirmatively Furthering Fair Housing evaluated by FHEO Division, all grantees. No review undertaken.

**Correct information noted and/or requested in PYR letter.*

CDBG ENTITLEMENT NARRATIVES

Did the submission include an Assessment of the Relationship of CDBG Funds to the high priority needs/objectives in the plan, including an evaluation of the extent to which CDBG funds were used to benefit LMI persons?

Yes *No

Did Narratives also include:

An explanation of the nature of and reasons for any changes in program objectives, and an indication of how the jurisdiction would change its program as a result of its experience?

Yes *No

An evaluation of the extent to which CDBG funds were used to benefit LMI persons?

Yes *No

Assessment of Efforts Made in Carrying Out Planned Actions described in the Consolidated Plan includes a narrative or other information which indicates that:

The grantee pursued all resources indicated in the Consolidated Plan.

Yes *No

Certifications for consistency were provided for other HUD programs.

Yes *No N/A

The grantee did not hinder plan implementation by action or willful inaction.

Yes *No

Did the grantee indicate that it has carried out activities that involved acquisition, rehabilitation or demolition of occupied property triggering the Uniform Relocation Act?

*Yes **No N/A (no activities)

*Yes: The grantee submitted narratives which identify:

The steps taken to minimize the amount of displacement resulting from the CDBG-assisted activities.

Yes **No N/A (no activities)

Steps taken to identify households, businesses, farms or nonprofit organizations who occupied properties subject to the relocation Act; whether or not they were displaced, and; the nature of their needs and preferences.

Yes **No N/A (no activities)

Steps taken to endure the timely issuance of information notices.

Yes **No N/A (no activities)

Did the grantee carry out Economic Development Activities during the reporting period?

*Yes No

*Yes: Job Creation/Retention

Economic development jobs as applicable were made available to low- or moderate-income persons.

Yes *No N/A (job creation/retention objective not employed)

A narrative of actions taken by the grantees and the businesses to ensure first consideration was or will be given to low/mod persons has been provided.

Yes **No N/A (job creation/retention objective not employed)

A listing by job title of all permanent jobs created/retained and those that were made available to low/mod persons has been provided.

Yes **No N/A (job creation/retention objective not employed)

Were jobs claimed as being available to low/mod persons that require special skills, work experience, or education?

*Yes No N/A

Did the grantee include a description of the steps being taken or that will be taken to meet this requirement?

Yes **No N/A

Did the grantee undertake activities that serve Limited Clientele not falling within one of the categories of presumed limited clientele low/mod benefit?

*Yes **No ***Can't Tell

**Yes: the grantee provided a narrative description explaining how the nature, location, or other information demonstrates the activities benefit a limited clientele at least 51% of who are low- and moderate-income.*

Yes **No

Did the grantee undertake activities during the program year which generated Program Income to revolving funds; from float funded activities; from the sale of real property; other loan repayments; prior period adjustments; loans outstanding or written off; parcels of CDBG-acquired property available for sale; or lump sum drawdown payments?

*Yes No **Can't Tell

**Yes: narrative information provided:*

a) the amount of program income which was returned to each revolving fund; b) the amount repaid on each float funded activity; c) all other loan repayments broken down by the categories of housing rehabilitation, economic development, or other; and d) the amount of income received from the sale of property by parcel.

Yes (A B C D) **No (A B C D)

Prior Period Adjustments: were reimbursements made this reporting period for expenditures that have been disallowed?

*Yes No N/A

**Yes: the grantee included narrative information that includes: a) the activity name and number as shown in IDIS; b) the amount returned to the line of credit or program account; and c) if the reimbursement is to be made over multi-year payments, the total amount to be reimbursed and the time period over which the reimbursement is to be made.*

Yes (A B C) **No (A B C)

Loans and Other Receivables

*Yes No N/A

Yes: The narrative for Loans and Other Receivables identified: a) Float Funded activities outstanding as of the end of the reporting period; b) the total amount of loans outstanding and the principal balance owed as of the end of the reporting period; c) parcels acquired or improved with CDBG funds that are available for sale as of the end of the reporting period; and d) the number and amount of loans in default for which the balance was forgiven or written off during the reporting period.

Yes (A B C D) **No (A B C D)

Lump Sum Agreements

*Yes No N/A

**Yes: Information regarding a) the name of the financial institution; b) date the funds were deposited; c) date the use of funds commenced; and d) the percentage of funds disbursed within 180 days of deposit in the institution was provided.*

Yes (A B C D) **No (A B C D) Does the grantee have CDBG funded Rehabilitation Programs with completed projects or units?

*Yes No (no CDBG funded Rehab. Program N/A (no completed projects or units

*Yes: the submission includes: a) a narrative description that identifies the type of program and the number of properties/units completed for each; and b) the total CDBG and other public and private funds involved in the project.

Yes (A B) **No (A B)

NRSA Does the grantee have an approved neighborhood revitalization strategy?

*Yes No

*Yes: A report of progress against benchmarks was included in the CAPER.

Yes **No

** Correct information noted and/or requested in PYR letter.

WORKSHEETS

Eligibility/national objective, primary objective, planning and administration, and public service worksheets are completed and attached.

HOME PJ Worksheet Attached: Yes No - not a HOME PJ

ESG Worksheet Attached: Yes No - not a recipient of ESG funds

HOPWA Worksheet: Yes No - not a HOPWA grantee

CPD Representative / date

ELIGIBILITY / NATIONAL OBJECTIVE WORKSHEET

Review each activity listed on the Activity Summary and CAPER Report to determine if the activities are eligible and meet the national objective. Determine if appropriate matrix codes have been utilized and if all criteria for funding have been met.

Use this review sheet to list questionable activities for follow-up. After consulting with the grantee, enter the result here. Reclassify any misclassified activities, identify any ineligible activities, and take appropriate corrective or remedial action.

PRIMARY OBJECTIVE - OVERALL BENEFIT CALCULATION

If national objective codes are incorrect on IDIS reports, please utilize this form to confirm overall benefit. Do the calculation shown below to determine whether the grantee met its certification that at least 70 percent of all CDBG funds expended during one, two, or three consecutive program years, as specified, were for activities benefiting L/M persons. Where the certification is not met, ask for further information and, when necessary, take corrective or remedial action.

To calculate the level of overall benefit this year:

1. Figure the amount subject to program benefit:

a. Enter the activity expenditures (on line 15 of IDIS Report number C04PR26)

\$ _____

b. Subtract P&A expenditures (line 12 of IDIS Report number C04PR26)

\$ _____

c. Equals expenditures subject to overall benefit calculation \$ _____

2. Figure the percentage of expenditures benefiting L/M Persons:

a. Enter amount of expenditures benefiting L/M Persons (line 19 IDIS Report number C04PR26)

\$ _____

b. Divide by amount subject to program benefit (enter line 1.c). \$ _____

c. Equal the percentage of expenditures benefiting L/M Persons. \$ _____

3. Compare the percentage with the overall benefit standard:

The percentage should be greater than or equal to 79%, if the grantee chose a one year certification period. Yes No

For two or three year certification periods

Total the cumulative expenditures subject to program benefit and divide by the cumulative expenditures directly benefiting L/M persons (low mod area, limited clientele, housing, and jobs). Ensure that progress is being made towards meeting the requirement within the certification period.

Certification period **1 2 3** years; and program years as identified in the _____.

Certifications: _____, _____,

CAPER Certification period **1** years;

Program Year Cumulative Program Expenditures Direct Benefit Expenditures

_____	_____	_____
_____	_____	_____
_____	_____	_____

Cumulative totals: _____ / _____

Percentage: _____

PLANNING AND ADMINISTRATIVE COST CAP WORKSHEET

If IDIS matrix codes are incorrect on any planning and administrative activity, you must verify planning and administrative costs utilizing this form. Calculate the level of planning and administrative cost expenditures according to the steps below. The grantee is required to be within the 20 percent cap. If the grantee has exceeded the cap, ask for further information and, when necessary, take corrective or remedial action.

1. Figure the expenditures cap;

- a. Enter the grant and program income amount (line 2, plus line 5 in IDIS Report number C04PR26) \$ _____
- b. Multiply by 20 percent _____ X _____ .20
- c. Equals the cap \$ _____

2. Figure this year's P&A expenditures:

- a. Enter total of expenditures for planning & administration (Part II line 12 of IDIS Report number C04PR26) \$ _____
- b. Enter total of planning and administrative current year unliquidated obligations (Part V, line 38 of IDIS Report number C04PR26) \$0 _____
- c. Add lines 2.a. and 2.b. \$ _____
- d. Enter total of planning and administrative prior year unliquidated obligations (Part V, line 39 of IDIS Report number C04PR26) \$0 _____
- e. Subtract line 2.d. from 2.c. \$ _____

3. Compare cap (on line 1.c.) with P&A expenditures (on line 2.e.):

- a. Cap exceeded? Yes No If Yes, amount (line 2.e. minus 1.c.) \$ _____
- b. Divide line 2.e. by line 1.a.
P&A expenditures are less than the cap or equal to it _____ 20 _____ %
P&A expenditures exceed the cap _____ %

PUBLIC SERVICE COST CAP WORKSHEET

If matrix codes for public service activities are incorrect on IDIS activity reports, please utilize this form to verify the public service cap calculation. Calculate the level of public service obligations according to the steps below. The grantee is required to be within the 15 percent cap. If the grantee has exceeded the cap, ask for further information and, when necessary, take corrective or remedial action.

1. Figure the obligations cap:

- a. Enter the grant amount (line 2 of IDIS Report number C04PR26) \$ _____
- b. Multiply by 15 percent (or by the alternative percentages, if applicable, as described in the note below) $\underline{\quad X \quad} \underline{\quad .15 \quad}$
- c. Amount \$ _____
- d. Enter the amount of program income received in the preceding program year (line 33 of IDIS Report number C02PR26) \$0 _____
- e. Multiply by 15 percent $\underline{\quad \quad \quad X \quad} \underline{\quad .15 \quad}$
- f. Amount \$0 _____
- g. Total of lines 1.c. and 1.f. equals the cap \$ _____

2. Figure this year's public service obligations:

- a. Enter total of public service expenditures (Part IV, line 27 of IDIS Report number C04PR26) \$ _____
- b. Enter total of public service unliquidated obligations (Part IV, line 28 of IDIS Report number C04PR26) \$0 _____
- c. Add lines 2.a. and 2.b. \$ _____
- d. Enter last year's public service unliquidated obligations (Part IV, line 29 of IDIS Report number C04PR26) \$0 _____
- e. Subtract line 2.d. from line 2.c. \$ _____

3. Compare cap (on line 1.g.) with obligations (on line 2.e.):

- a. Cap exceeded? Yes No If Yes, amount (2.e. minus 1.g.): \$ _____
- b. Add lines 1.a. and 1.d. Divide line 2.e. by sum of line 1.a. and 1.d.
Obligations are less than the cap or equal to it _____ %
Obligations exceed the cap _____ %