




POPPY AVENUE

LEGEND

-  LIMITS OF WORK
-  NEW CONCRETE (PCC)
-  EXISTING/NEW LANDSCAPE AREA



GRAPHIC SCALE 1" = 5'



OCEAN BOULEVARD AND POPPY AVENUE STREET IMPROVEMENTS C-6189
235 POPPY AVENUE
PROPOSED PARKWAY IMPROVEMENTS

REVISION NO.		
MARK	DATE	BY
1		
2		
3		