

City of Newport Beach

Fiscal Year 2019-20

Capital Improvement Program



P R O P O S E D

City of Newport Beach

CAPITAL IMPROVEMENT PROGRAM

Proposed for Fiscal Year 2019-20



CITY COUNCIL

Mayor Diane B. Dixon

Mayor Pro Tem Will O'Neill

Council Member Brad Avery

Council Member Joy Brenner

Council Member Marshall "Duffy" Duffield

Council Member Jeff Herdman

Council Member Kevin Muldoon

CITY MANAGER

Grace K. Leung

PUBLIC WORKS DIRECTOR

David A. Webb

City of Newport Beach
Capital Improvement Program
Proposed FY 2019-2020

TABLE OF CONTENTS

Project	Page
<i>Fiscal Year 2019-2020 Proposed CIP Budget Highlights</i>	<i>i</i>
FACILITIES	
Big Canyon Reservoir Building Rehabilitation	1
Central Library Lecture Hall	2
City Yard CNG Fueling System Expansion	3
Cliff Drive Park Clubhouse Wall Rehabilitation	4
Facilities Maintenance Master Plan Program	5
Fire Station No. 2 Replacement - Lido	6
Fire Station No. 5 / Library Replacement - Corona del Mar	7
Fire Station Remodels	8
Junior Lifeguards Building	9
Master Facilities Plan Strategic Planning	10
Police Facility Remodel	11
STREETS AND DRAINAGE	
Alleys Reconstruction	12
Balboa Boulevard Median Improvements	13
Balboa Island Drainage Master Plan / Pump Stations	14
Balboa Village Streetscape Improvements	15
Bayside Drive Rehabilitation	16
Bison Avenue / San Joaquin Hills Road Pavement Rehabilitation	17
Bonita Canyon Drive Pavement Rehabilitation	18
Cameo Highlands Street Rehabilitation	19
Concrete Replacement Program	20
Concrete Street Pavement Reconstruction	21
Landscape Enhancement Program	22
MacArthur Boulevard / University Drive Pavement Rehabilitation	23
Marine Avenue Reconstruction	24
Neighborhood Parking and Curb Improvements	25
Newport Blvd Landscape Rehabilitation	26
Ocean Boulevard / Carnation Ave Concrete Pavement Reconstruction	27
Old Newport Boulevard / West Coast Highway Modifications	28
Pavement Overlay	29
Santa Ana Avenue / Avon Street Slope Improvement Plan	30
Slurry Seal Program	31
Storm Drain System Repair / Rehabilitation	32

Project	Page
<i>STREETS AND DRAINAGE (continued)</i>	
Street Pavement Repair Program	33
Streetlight Rehabilitation Program	34
Tide Valve Replacement Program	35
West Coast Highway Median Landscaping	36
<i>TRANSPORTATION</i>	
Balboa Peninsula Crosswalks Improvement	37
Balboa Peninsula Summer Trolley	38
Coast Highway Traffic Signal Synchronization	39
Dover Shores Traffic Study	40
Ocean Boardwalk and Parking Lot Improvements	41
Ocean Front Bike Safety Improvements	42
Traffic Signage, Striping and Marking	43
Traffic Signal Rehabilitation Program	44
<i>PARKS, HARBORS AND BEACHES</i>	
<i>Parks</i>	
Grant Howald Park Rehabilitation	45
Park Walls and Staircases Rehabilitation	46
Playground Refurbishment Program	47
Sunset Ridge Park Access	48
Superior Ave Overcrossing and Parking Lot	49
<i>Harbors and Beaches</i>	
Abandoned / Surrendered Watercraft Abatement	50
American Legion Bulkhead	51
Balboa Island & 10th Street Swim Platforms	52
Balboa Yacht Basin Major Dock Maintenance	53
Beach and Bay Sand Management	54
Bilge Pumpout Dock / Oil Collection Centers	55
Harbor Bulkheads / Seawalls Repairs	56
Harbor Maintenance/Minor Improvements	57
Harbor Piers Rehabilitation	58
Harborwide Dredging / Planning	59
Newport Pier Platform and Piles	60
Ocean Piers Inspection and Maintenance	61
Vessel Sewage Pumpouts Replacement	62

Project	Page
WATER QUALITY AND ENVIRONMENTAL	
Arches Storm Drain Dry Weather Diversion	63
Newport Bay Water Wheel	64
TMDL Compliance/Water Quality Improvements	65
WATER	
16th Street Pump Station / Back Up Generator	66
Advanced Metering Infrastructure	67
Alta Vista Regulating Station Relocation	68
Balboa Island Water Main Replacement	69
Bay / Channel Crossings Main Replacement	70
Grade Adjustments - Water Valves	71
Lido Village Water main Replacement	72
Newport Pier Area Water Main Replacement	73
Transmission Main Valves Replacement	74
Via Lido Soud and Nord Water Main Replacement	75
Water System Rehabilitation	76
Water Well Rehabilitation	77
WASTEWATER	
Carnation Ave Sewer Main Replacement	78
Grade Adjustments - Sewer Manhole Covers	79
Sewer Lift Station Improvements	80
Sewer Main Lining and Repairs	81
MISCELLANEOUS	
Affordable Housing	82
Aircraft Sound Monitoring	83
Assessment District Payment for City Parcels	84
Balboa Island Enhancements	85
Balboa Village Enhanced Maintenance	86
Balboa Village Façade Improvement Program	87
Balboa Village Wayfinding Improvements	88
General Plan Update	89
Orange Coast River Park Vision Plan	90
SCE Rule 20A Credit Purchase	91
UUD AD 111	92
UUD AD 113	93
UUD AD 116	94
UUD AD 116B	95
UUD AD 117	96



City of Newport Beach
CAPITAL IMPROVEMENT PROGRAM
FY 2019-2020 Proposed CIP Budget Highlights

The City of Newport Beach Capital Improvement Program (CIP) serves as a plan for the provision of public improvements, special projects, on-going maintenance programs, and the implementation of the City's master plans. Projects in the CIP include improvements and major maintenance on arterial highways, local streets, and alleys; storm drain and water quality improvements; harbor, pier, and beach improvements; park and facility improvements; water and wastewater system improvements; transportation safety, reliability, and traffic signal improvements; and planning programs and studies.

The proposed CIP budget consists of about \$38.4 million in new appropriations, about \$44.1 million in rebudgeted funds estimated to carry forward from this fiscal year, and approximately \$13 million in utilities undergrounding improvement funds for a total proposed budget of **\$96,215,210**. Projects are programmed by long range master plans and as directed by the City Council priorities and community input.

There is no standard length of time to complete a capital project. A project can take several months or several years to finish. Capital spending can span multiple fiscal years. The Newport Beach CIP budget is **adopted annually** along with the City's operating budget. Generally, sufficient funds are appropriated for the work to be performed one year at a time and follow detailed project schedules established every July.

Funding estimates for future components of a project appear in the **Five Year Look Ahead** tab. This report projects a **multi-year financial forecast** for more anticipatory and transparent capital management while maintaining annual review of capital planning. Project status and actual expenses for current projects can be viewed on the City's website at **www.newportbeachca.gov/budget**.

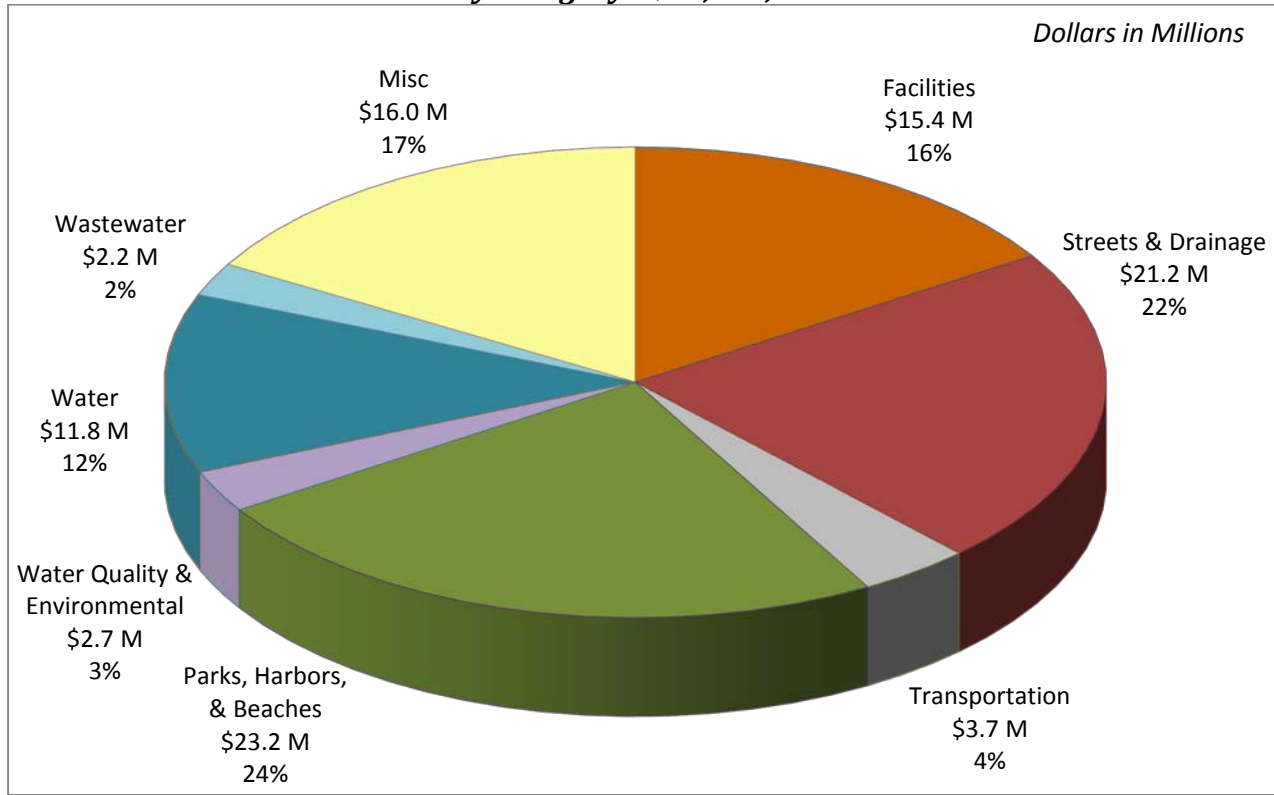
Projects are **organized** by primary function or benefit into one of the following categories: Facilities; Streets and Drainage; Transportation; Parks, Harbors and Beaches; Water Quality and Environmental; Water; Wastewater; and Miscellaneous.

The Capital Improvement Program budget is a living document that continues to evolve throughout the budgeting process to reflect City Council and community goals, needs and desires. The proposed CIP is developed following the City's stated budget principles: keep the community safe; provide quality mix of services that Newport Beach residents expect in a cost effective manner; keep Newport Beach looking great; maintain a fiscally stable and sustainable city government; provide government transparency to the citizenry.

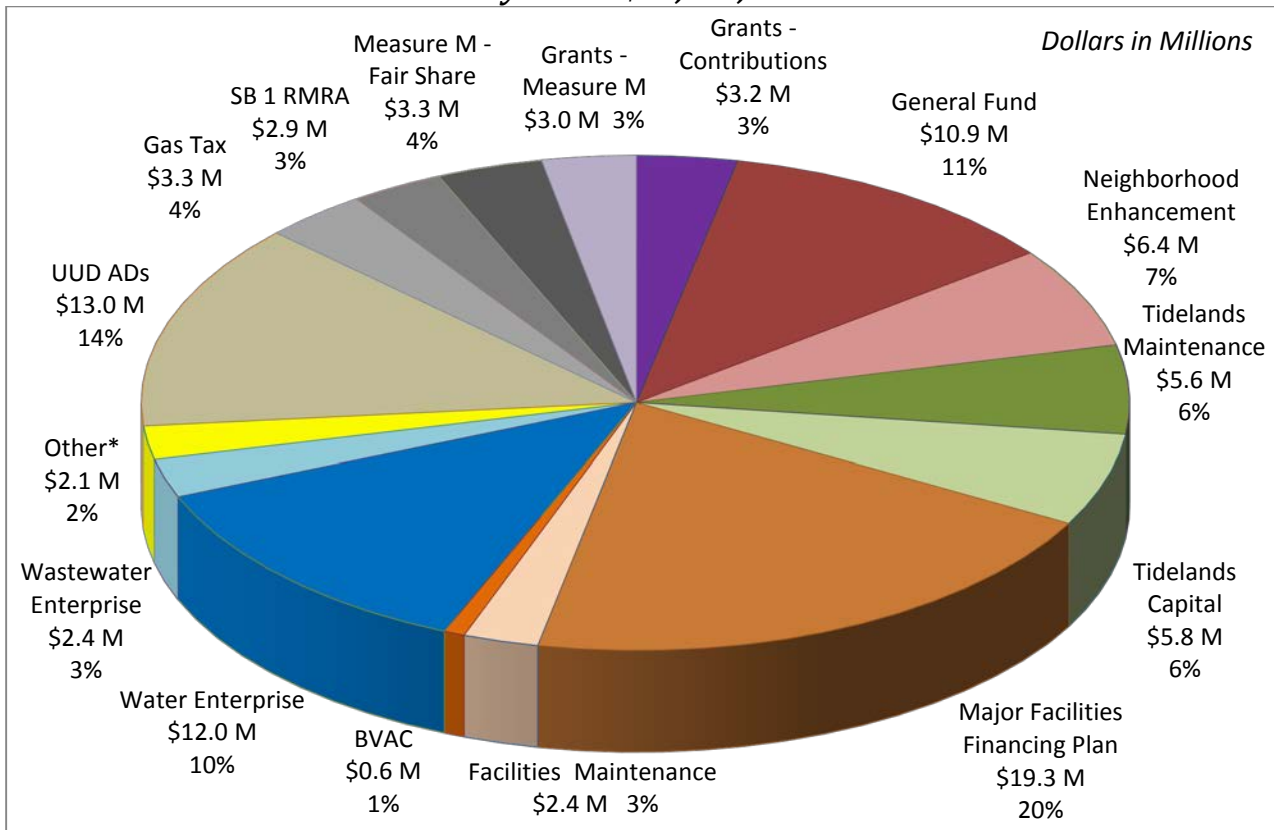
Our project delivery team of engineers, support staff and consultants are tasked with managing complex workloads maintaining established schedules and budgets and high quality standards at the best possible value. This proposed CIP is a key foundational document for the City that responds to the needs and desires of our citizens for a well maintained, attractive and safe community, while maintaining functionality, effective fiscal and property stewardship, and value.

FY 19-20 Proposed CIP Budget
Funding Summaries

By Category - \$96,215,210



By Fund - \$96,215,210



* Other: Oceanfront Encroachment, Transportation & Circulation, AQMD, Environmental Liability, BET

Project Summaries

Capital projects are grouped into eight functional categories to form the Capital Improvement Program budget. Detailed project sheets are assembled alphabetically within each tabbed section of the CIP budget book. Highlights of the proposed CIP budget for FY 2019-20 are presented by category as follows:

Facilities

Projects organized under Facilities include construction, rehabilitation and repair of City buildings and facilities. Major projects within this category approximate \$15.4 million and include:

- Central Library Lecture Hall Concept
- City Yard CNG Fueling System Expansion
- Cliff Drive Park Clubhouse Wall Rehabilitation
- Facilities Maintenance Master Plan
- Fire Station Remodels
- Junior Lifeguards Building
- Lido Fire Station 2 Replacement
- Master Facilities Plan Strategic Planning
- Police Facility Remodel and Shooting Range Rehabilitation



Streets and Drainage

Projects organized under Streets and Drainage include construction, rehabilitation and repair of City roads, alleys, medians, bridges, sidewalks, landscaping, streetlights, storm drains, and tide structures. Projects within this category approximate \$21.2 million and major highlights include:

- Balboa Boulevard Median Improvements
- Balboa Island Drainage Master Plan/Pump Stations
- Cameo Highlands Street Rehabilitation
- Concrete Street Pavement Reconstruction
- Neighborhood Concrete Replacement
- Landscaping Enhancements
- Marine Avenue Reconstruction
- Santa Ana Ave/Avon St Slope Improvements
- Slurry Seal Program
- Storm Drain System Repairs/ Improvements
- Street Pavement Repair
- Streetlight Replacement Program
- Tide Valve Replacements
- West Coast Hwy Median Landscaping



Transportation

Projects organized under Transportation include traffic signal system maintenance and improvements, neighborhood traffic management, pedestrian improvements and signage. Projects within this category approximate \$3.7 million and major highlights include:

- Balboa Peninsula Summer Trolley
- Dover Shores Traffic Study
- Ocean Boardwalk and Parking Lot Improvements
- Traffic Signage, Striping, Marking, and Crosswalks
- Traffic Signal Rehabilitation



Parks, Harbors and Beaches

Projects organized under Parks, Harbors and Beaches include improvements or repairs to the City's parks, harbors, docks, wharfs, piers and beaches. Projects within this category approximate \$23.2 million and major highlights include:

Park Improvements:

- Grant Howald Park Rehabilitation
- Park Walls and Staircases Rehabilitation
- Playground Park Refurbishments
- Sunset Ridge Park Access
- Superior Ave Overcrossing and Parking Lot



Parks, Harbors and Beaches

Harbor and Ocean Projects:

- Abandoned and Surrendered Watercraft Abatement
- American Legion Bulkhead
- Balboa Island and 10th Street Swim Platforms
- Balboa Yacht Basin Major Dock Maintenance
- Beach and Bay Sand Management
- Harbor Bulkheads and Seawall Repairs
- Harbor Maintenance / Improvements
- Harbor and Ocean Piers Maintenance
- Harborwide Dredging / Planning
- Newport Pier Platform and Piles
- Vessel Sewage Pumpout Replacements



Water Quality and Environmental

Projects organized under Water Quality and Environmental include studies, improvements and programs that benefit the City's natural resources. Projects within this category approximate \$2.7 million and major highlights include:



- Arches Storm Drain Dry Weather Diversion
- Newport Bay Water Wheel
- TMDL Compliance / Water Quality Improvements

Water and Wastewater

Projects listed as Water and Wastewater improvements are funded from respective utility service charges and are used for the rehabilitation, upkeep, and expansion of these services. Projects in these categories exceed \$14 million and major highlights include:

- Advanced Metering Infrastructure
- Alta Vista Regulating Station Relocation
- Newport Pier Area Water Main Replacements
- Master Plan Program Projects for Water Mains and Wastewater Mains
- Capital Maintenance and Repairs
- Transmission Valve Replacements
- Via Lido Soud & Nord Water Main Replacement
- 16th Street Pump Station and Backup Generator



Miscellaneous

Projects listed as Miscellaneous are ones that do not fit into any other category and include capital purchases and special projects with a budget of about \$3 million. Improvement funds for owner financed utilities underground assessment districts total approximately \$13.0 million. Major highlights include:

- Affordable Housing Programs
- Aircraft Sound Monitoring Station
- Assessment District Payments for City Parcels
- Balboa Island Enhancements
- Balboa Village Enhanced Maintenance
- Balboa Village Façade and Wayfinding Improvements
- SCE Rule 20A Credit Purchase
- Utilities Undergrounding Assessment Districts



FY 19-20 Proposed CIP Budget

Performance Measures

Performance measures along with targets have been established to monitor delivery of capital projects within defined scopes, timelines and budgets. This reporting is for publically bid, large capital projects and does not include informal contracts, generally less than or equal to \$120,000.

SCHEDULE: On time delivery measures the percent of capital projects in construction which began within two months of the expected start date as established on the baseline schedule.

Year	# Projects Completed	# Completed On Time	% Completed On Time	Target
FY 2015	24	24	100%	85%
FY 2016	21	20	95%	85%
FY 2017	25	20	80%	85%
FY 2018	23	21	91%	85%
FY 2019				85%

BUDGET: On budget performance measures capital projects completed within the awarded contract value, plus Council approved contingency (usually 10 percent.)

Year	# Projects Completed	# Completed On Budget	% Completed On Budget	Target
FY 2015	24	21	85%	90%
FY 2016	21	19	90%	90%
FY 2017	25	20	80%	90%
FY 2018	23	22	96%	90%
FY 2019				90%

STAFFING: Public Works Department includes Administration, Engineering Services, Transportation and Development Services, Tidelands Management, Water Quality / Environmental Services, Field Maintenance, Parks, Trees, Facilities Maintenance, Refuse, Equipment Maintenance, and Equipment.

Year	2015	2016	2017	2018	2019	2020
FTE	34	35	35	36	36	

INFO: Additional information is available online at the City’s website at

www.newportbeachca.gov/publicworks

City of Newport Beach
Public Works Department
pwinfo@newportbeachca.gov
 949-644-3311

Facilities

<i>Pg</i>	<i>Project</i>	<i>Fund</i>	<i>Title</i>	<i>Est. Rebudget</i>	<i>New Budget</i>	<i>Total</i>
1	20F11	70101	Big Canyon Reservoir Building Rehabilitation	\$0	\$150,000	\$150,000
2	19F11	135	Central Library Lecture Hall	\$20,000	\$0	\$20,000
2	19F11	562	Central Library Lecture Hall	\$50,000	\$500,000	\$550,000
3	20F14	142	City Yard CNG Fueling System Expansion	\$0	\$350,000	\$350,000
4	20F13	141	Cliff Dr Park Clubhouse Wall Rehabilitation	\$0	\$60,000	\$60,000
5	18F02	571	Facilities Maintenance Master Plan Program	\$150,000	\$0	\$150,000
5	19F02	571	Facilities Maintenance Master Plan Program	\$150,000	\$0	\$150,000
5	20F02	571	Facilities Maintenance Master Plan Program	\$0	\$2,200,000	\$2,200,000
6	15F13	532	Fire Station No. 2 Replacement - Lido	\$9,103,810	\$0	\$9,103,810
7	15F12	532	Fire Station No. 5 / Library Replacement - CDM	\$693,000	\$0	\$693,000
8	17F11	14101	Fire Station Remodels	\$31,000	\$0	\$31,000
8	17F11	571	Fire Station Remodels	\$128,920	\$0	\$128,920
9	19F13	13501	Junior Lifeguards Building	\$20,000	\$0	\$20,000
9	19F13	53101	Junior Lifeguards Building	\$50,000	\$0	\$50,000
10	15F01	57201	Master Facilities Plan Strategic Planning	\$50,000	\$0	\$50,000
11	17F12	01201925	Police Facility Remodel	\$734,400	\$0	\$734,400
11	20F12	57101	Police Facility Remodel	\$0	\$140,600	\$140,600
11	19F12	16001	Police Facility Remodel - Shooting Range	\$500,000	\$280,000	\$780,000
Total Facilities				\$11,681,130	\$3,680,600	\$15,361,730

Big Canyon Reservoir Building Rehabilitation

Category: Facilities

Project No.: 20F11

Project Manager: Michael Sinacori, 949-644-3342

Description:

Big Canyon Reservoir is the largest City owned reservoir with a capacity of 195 million gallons, primarily used as a storage reservoir and a supply source for higher pressure zones. Several buildings are located at this site to contain various treatment and supply devices and equipment. The buildings are due for rehabilitation.

Proposed Expenses:

2019-2020

Design/Environmental/Permits	\$0
Right-of-Way/Acquisition	\$0
Construction	\$150,000
Other	\$0
Total	\$150,000

FUNDING SOURCE	ORG	OBJECT	REBUDGET \$	BUDGET \$	TOTAL
Water Enterprise	70101	980000	\$0	\$150,000	\$150,000
TOTAL			\$0	\$150,000	\$150,000

Location: 3300 Pacific View Drive



Central Library Lecture Hall

Category: Facilities
Project Manager: Peter Tauscher, 949-644-3316

Project No.: 19F11

Description:
 This provides funding to continue efforts to develop conceptual plans and estimate costs for a new 300-seat lecture hall at the Central Library. The Central Library was first completed in 1994 and expanded in 2013 to connect it to the Civic Center and Park. Due to the growing success of numerous programs and community events, the Library Foundation and Library Services have requested the development of an expanded lecture hall. Preliminary concepts were completed last year.

Proposed Expenses:	2019-2020
Design/Environmental/Permits	\$500,000
Right-of-Way/Acquisition	\$0
Construction	\$0
Other	\$70,000
Total	\$570,000

FUNDING SOURCE	ORG	OBJECT	REBUDGET \$	BUDGET \$	TOTAL
Contributions	13501	980000	\$20,000	\$0	\$20,000
FFP: Parks/Community Ctrs.	56201	980000	\$50,000	\$500,000	\$550,000
TOTAL			\$70,000	\$500,000	\$570,000

Location: 1000 Avocado Avenue



City Yard CNG Fueling System Expansion

Category: Facilities

Project No.: 20F14

Project Manager: Michael Sinacori, 949-644-3342

Description:

Compressed Natural Gas (CNG) powered vehicles and equipment are used by City forces to comply with air quality requirements. The City's two existing CNG refill stations, located at the City's Corporation Yard, serve both the City and the public, often with time consuming waits during peak use times. This project provides a bank of slow-fill stations for City fleet use only during non-work hours. This also increases availability of the existing stations for public use.

Proposed Expenses:

2019-2020

Design/Environmental/Permits	\$350,000
Right-of-Way/Acquisition	\$0
Construction	\$0
Other	\$0
Total	\$350,000

FUNDING SOURCE	ORG	OBJECT	REBUDGET \$	BUDGET \$	TOTAL
AQMD Subvention Funds	14201	980000	\$0	\$350,000	\$350,000
TOTAL			\$0	\$350,000	\$350,000

Location: Corporation Yard - 592 Superior Avenue



Cliff Drive Park Clubhouse - Wall Rehabilitation

Category: Facilities

Project No.: 20F13

Project Manager: Mike Sinacori, 949-644-3342

Description:

This rehabilitates a retaining wall made from railroad ties that is adjacent to the clubhouse. This work may also include the removal of an old hedge and several patches of grass and replaced with more drought tolerant options.

Proposed Expenses:	2019-2020
Design/Environmental/Permits	\$0
Right-of-Way/Acquisition	\$0
Construction	\$60,000
Other	\$0
Total	\$60,000

FUNDING SOURCE	ORG	OBJECT	REBUDGET \$	BUDGET \$	TOTAL
Building Excise Tax	14101	980000	\$0	\$60,000	\$60,000
TOTAL			\$0	\$60,000	\$60,000

Location: 298 Riverside Avenue



Facilities Maintenance Master Plan Program

Category: Facilities

Project No.: 20F02

Project Manager: Michael Sinacori, 949-644-3342

Description:

The Facilities Maintenance Master Plan includes a summary of all City facilities and prioritizes capital repairs or major maintenance based on a variety of factors including current condition and age of facilities. This program funds a variety of trade projects and capital repair and maintenance.

Proposed Expenses:	2019-2020
Design/Environmental/Permits	\$250,000
Right-of-Way/Acquisition	\$0
Construction	\$2,000,000
Other	\$250,000
Total	\$2,500,000

FUNDING SOURCE	ORG	OBJECT	REBUDGET \$	BUDGET \$	TOTAL
General Fund (19F02)	01201925	980000	\$275,000	\$0	\$275,000
Facilities Maintenance (19F02)	57101	980000	\$25,000	\$0	\$25,000
Facilities Maintenance (20F20)	57101	980000	\$0	\$2,200,000	\$2,200,000
TOTAL			\$300,000	\$2,200,000	\$2,500,000

Location: Multiple



Fire Station No. 2 Replacement - Lido

Category: Facilities

Project No.: 15F13

Project Manager: Michael Sinacori, 949-644-3342

Description:

This project designs and builds a new 11,500 square foot 10-crew fire station to replace the Lido Fire Station No. 2. Fire Station No. 2 was constructed in 1952 and requires frequent maintenance and repairs. The current structure at 475 32nd Street is functional but no longer meets the operational needs for fire equipment. A new location has been acquired for a replacement facility at Newport Boulevard and 28th Street, which is more suitable for circulation, response times, street access and more. This project is currently in design.

Proposed Expenses:

2019-2020

Design/Environmental/Permits	\$0
Right-of-Way/Acquisition	\$0
Construction	\$8,953,818
Other	\$150,000
Total	\$9,103,818

FUNDING SOURCE	ORG	OBJECT	REBUDGET \$	BUDGET \$	TOTAL
FFP: Fire Stations	53201	980000	\$9,103,818	\$0	\$9,103,818
TOTAL			\$9,103,818	\$0	\$9,103,818

Location: 1000 Avocado Avenue



Fire Station No. 5/Library Replacement

Category: Facilities

Project No.: 15F12

Project Manager: Peter Tauscher, 949-644-3316

Description:

A new joint use Fire Station No. 5 and Branch Library was constructed on Marigold Avenue in Corona del Mar. The new 10,314 square foot facility allows for better use of both properties, increases onsite parking and landscaping, and reduces operational costs. This funding is for remaining expenses such as construction contingency, utilities connections, and incidentals.

Proposed Expenses:	2019-2020
Design/Environmental/Permits	\$0
Right-of-Way/Acquisition	\$0
Construction	\$600,000
Other	\$93,000
Total	\$693,000

FUNDING SOURCE	ORG	OBJECT	REBUDGET \$	BUDGET \$	TOTAL
FFP: Fire Stations	53201	980000	\$693,000	\$0	\$693,000
TOTAL			\$693,000	\$0	\$693,000

Location: 410 Marigold Avenue



Fire Station Remodels

Category: Facilities

Project No.: 17F11

Project Manager: Kathryn Cho, 949-644-3014

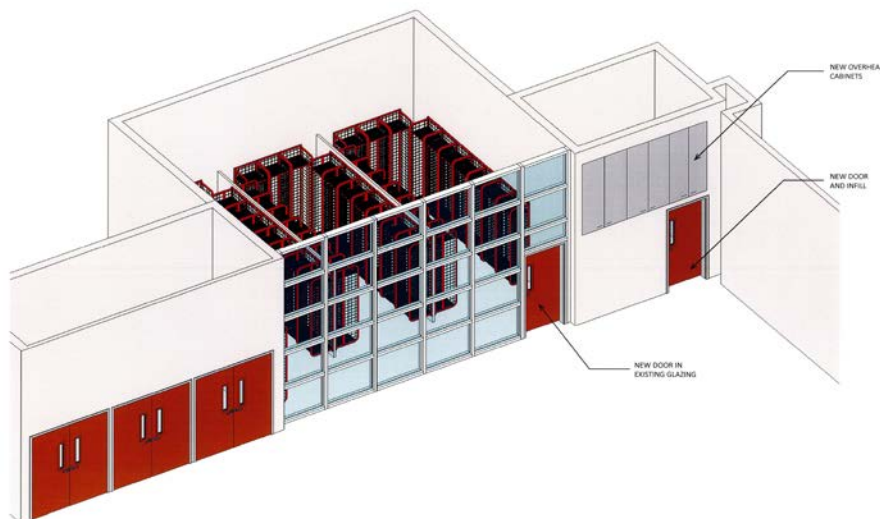
Description:

This updates Fire Station No. 3 on Santa Barbara Drive (Newport Center). Reconstruction of the turn-out gear locker area brings the building up to current codes and expands its usable space.

Proposed Expenses:	2019-2020
Design/Environmental/Permits	\$0
Right-of-Way/Acquisition	\$0
Construction	\$150,000
Other	\$9,920
Total	\$159,920

FUNDING SOURCE	ORG	OBJECT	REBUDGET \$	BUDGET \$	TOTAL
Building Excise Tax	14101	980000	\$31,000	\$0	\$31,000
Facilities Maintenance	57101	980000	\$128,920	\$0	\$128,920
TOTAL			\$159,920	\$0	\$159,920

Location: Fire Station #3 - 868 Santa Barbara Drive



Junior Lifeguards Building

Category: Facilities

Project No.: 19F13

Project Manager: Peter Tauscher, 949-644-3316

Description:

This provides conceptual planning and design studies for a permanent building for the Newport Beach Junior Lifeguard Program as requested by the Newport Beach Junior Guards Foundation and the Fire Department's Lifeguard Division. A portable trailer is currently located adjacent to the Balboa Pier.

Proposed Expenses:	2019-2020
Design/Environmental/Permits	\$0
Right-of-Way/Acquisition	\$0
Construction	\$0
Other	\$70,000
Total	\$70,000

FUNDING SOURCE	ORG	OBJECT	REBUDGET \$	BUDGET \$	TOTAL
Contributions	13501	980000	\$20,000	\$0	\$20,000
FFP: Junior Guards	53101	980000	\$50,000	\$0	\$50,000
TOTAL			\$70,000	\$0	\$70,000

Location: Balboa Pier



Conceptual Rendering

Master Facilities Plan Strategic Planning

Category: Facilities

Project No.: 15F01

Project Manager: Michael Sinacori, 949-644-3342

Description:

This provides for necessary studies and concept development needed to further refine the Major Facilities Financing Plan. It also continues developing, both interim and long term, use concepts and plans for various city owned properties.

Proposed Expenses:	2019-2020
Design/Environmental/Permits	\$0
Right-of-Way/Acquisition	\$0
Construction	\$0
Other	\$50,000
Total	\$50,000

FUNDING SOURCE	ORG	OBJECT	REBUDGET \$	BUDGET \$	TOTAL
Facilities Strategic Planning	57201	980000	\$50,000	\$0	\$50,000
		TOTAL	\$50,000	\$0	\$50,000

Location:



Police Facility Remodel

Category: Facilities
Project Manager: Peter Tauscher, 949-644-3316

Project No.: 20F12

Description:

This continues improvements to the Police Facility to make existing space more efficient and to update the building to current codes. Improvements focus on locker room restrooms and parking lot. Also, Environmental Liability funding is included to remodel the shooting range. Improvements may include improved air filtration, sound proofing, lighting, and storage. Safety improvements consist of new, more efficient backstops that meet or exceed current EPA and OSHA requirements; ability to recycle metals such as lead and copper; and improved firing line safety.

Proposed Expenses:

2019-2020

Design/Environmental/Permits	\$0
Right-of-Way/Acquisition	\$0
Construction	\$1,600,000
Other	\$55,000
Total	\$1,655,000

FUNDING SOURCE	ORG	OBJECT	REBUDGET \$	BUDGET \$	TOTAL
General Fund (20F12)	01201925	980000	\$734,400	\$0	\$734,400
Facilities Maintenance (20F12)	57101	980000	\$0	\$140,600	\$140,600
Environmental Liability (19F12)	16001	980000	\$500,000	\$280,000	\$780,000
		TOTAL	\$1,234,400	\$420,600	\$1,655,000

Location: 870 Santa Barbara Drive



Streets and Drainage

<i>Pg</i>	<i>Project</i>	<i>Fund</i>	<i>Title</i>	<i>Est. Rebudget</i>	<i>New Budget</i>	<i>Total</i>
12	15R18	01201927	Alleys Reconstruction	\$186,000	\$0	\$186,000
12	15R18	53601	Alleys Reconstruction	\$0	\$39,000	\$39,000
13	19R11	53501	Balboa Blvd Median Improvements	\$250,000	\$0	\$250,000
14	19D11	01201926	Balboa Island Drainage Master Plan / Pump Stations	\$54,600	\$200,000	\$254,600
15	17R11	12201	Balboa Village Streetscape Improvements	\$19,100	\$0	\$19,100
16	16R12	01201927	Bayside Dr Rehabilitation	\$271,250	\$0	\$271,250
17	19R21	12101	Bison Ave/San Joaquin Hills Rd Pavement Rehab	\$131,400	\$0	\$131,400
17	19R21	12201	Bison Ave/San Joaquin Hills Rd Pavement Rehab	\$916,800	\$913,100	\$1,829,900
17	19R21	12601	Bison Ave/San Joaquin Hills Rd Pavement Rehab	\$1,414,600	\$0	\$1,414,600
17	19R02	13501	Bison Ave/San Joaquin Hills Rd Pavement Rehab	\$24,100	\$0	\$24,100
18	19R22	12101	Bonita Canyon Dr Pavement Rehabilitation	\$58,570	\$0	\$58,570
19	20R21	12101	Cameo Highlands Street Rehabilitation	\$0	\$1,400,000	\$1,400,000
19	20R21	12601	Cameo Highlands Street Rehabilitation	\$0	\$1,500,000	\$1,500,000
20	20R06	12201	Concrete Replacement Program	\$0	\$500,000	\$500,000
20	20R06	53601	Concrete Replacement Program	\$0	\$200,000	\$200,000
21	18R21	01201927	Concrete Street Pavement Reconstruction	\$0	\$300,000	\$300,000
21	18R21	12101	Concrete Street Pavement Reconstruction	\$468,500	\$100,000	\$568,500
21	18R21	12201	Concrete Street Pavement Reconstruction	\$0	\$531,500	\$531,500
22	15L01	01201927	Landscape Enhancement Program	\$43,660	\$0	\$43,660
22	16L02	53601	Landscape Enhancement Program	\$139,000	\$0	\$139,000
22	19L01	01201927	Landscape Enhancement Program	\$483,000	\$0	\$483,000
23	18R23	12201	MacArthur Blvd / University Dr Pavement Rehab	\$300,000	\$0	\$300,000
24	17R13	01201926	Marine Ave Reconstruction	\$237,500	\$0	\$237,500
25	20R11	53601	Neighborhood Parking and Curb Improvements	\$0	\$450,000	\$450,000
26	20L11	53601	Newport Blvd Landscape Rehabilitation	\$0	\$500,000	\$500,000
27	18R25	12101	Ocean Blvd /Carnation Ave Concrete Reconstr.	\$200,000	\$0	\$200,000
27	18R25	53601	Ocean Blvd /Carnation Ave Concrete Reconstr.	\$0	\$1,400,000	\$1,400,000
27	18R25	71201	Ocean Blvd /Carnation Ave Concrete Reconstr.	\$0	\$200,000	\$200,000
28	15R19	12101	Old Newport Blvd / W Coast Hwy Modifications	\$128,670	\$0	\$128,670
29	19R02	13501	Pavement Overlay	\$174,270	\$0	\$174,270
30	17M12	01201928	Santa Ana Ave/Avon Slope Improvement Plan	\$100,000	\$0	\$100,000
30	20M12	53601	Santa Ana Ave/Avon Slope Improvement Plan	\$0	\$250,000	\$250,000
31	19R04	01201927	Slurry Seal Program	\$860,000	\$0	\$860,000
31	20R04	01201927	Slurry Seal Program	\$0	\$910,000	\$910,000
32	18D02	01201926	Storm Drain System Repair / Rehabilitation	\$50,000	\$0	\$50,000
32	19D02	01201926	Storm Drain System Repair / Rehabilitation	\$350,000	\$450,000	\$800,000
33	20R03	01201927	Street Pavement Repair Program	\$0	\$500,000	\$500,000
34	17V02	01201927	Streetlight Rehabilitation Program	\$121,000	\$0	\$121,000
34	19V02	01201927	Streetlight Rehabilitation Program	\$125,000	\$0	\$125,000
34	20V02	01201927	Streetlight Rehabilitation Program	\$0	\$1,500,000	\$1,500,000
35	19D03	10001	Tide Valve Replacement Program	\$500,000	\$0	\$500,000
35	19D03	10101	Tide Valve Replacement Program	\$0	\$200,000	\$200,000
36	18L11	13501	West Coast Highway Median Landscaping	\$0	\$500,000	\$500,000
36	18L11	53601	West Coast Highway Median Landscaping	\$996,850	\$100,000	\$1,096,850
Total Streets and Drainage				\$8,603,870	\$12,643,600	\$21,247,470

Alleys Reconstruction

Category: Streets and Drainage
Project Manager: Andy Tran, 949-644-3315

Project No.: 15R18

Description:
 This project involves reconstructing various deteriorated alleys as needed. Work may supplement other capital projects and utilities grade adjustments. Plans and specifications will be prepared consultants. Construction will be performed by a private contractor.

Proposed Expenses:	2019-2020
Design/Environmental/Permits	\$50,000
Right-of-Way/Acquisition	\$0
Construction	\$175,000
Other	\$0
Total	\$225,000

FUNDING SOURCE	ORG	OBJECT	REBUDGET \$	BUDGET \$	TOTAL
General Fund	01201927	980000	\$186,000	\$0	\$186,000
Neighborhood Enhancement	53601	980000	\$0	\$39,000	\$39,000
TOTAL			\$186,000	\$39,000	\$225,000

Location: Citywide



Balboa Boulevard Median Improvements

Category: Streets and Drainage
Project Manager: Michael Sinacori, 949-644-3342

Project No.: 19R11

Description:

This project continues the streetscape improvements for Balboa Boulevard as described in the Concept Plan approved by the Balboa Village Advisory Committee (BVAC). Current funding is for the design phase only. Construction documents will be prepared by a consultant.

Proposed Expenses:	2019-2020
Design/Environmental/Permits	\$250,000
Right-of-Way/Acquisition	\$0
Construction	\$0
Other	\$0
Total	\$250,000

FUNDING SOURCE	ORG	OBJECT	REBUDGET \$	BUDGET \$	TOTAL
Balboa Village Parking Mgmt	53501	980000	\$250,000	\$0	\$250,000
TOTAL			\$250,000	\$0	\$250,000

Location: Balboa Boulevard from 12th Street to Medina Way



Balboa Island Drainage Master Plan / Pump Stations

Category: Streets and Drainage
Project Manager: Robert Stein 949-644-3322
Description:

Project No.: 19D11

This prepares a drainage master plan for Balboa Island. The plan studies existing systems and makes recommendations for future island drainage capital improvements.

Proposed Expenses:	2019-2020
Design/Environmental/Permits	\$0
Right-of-Way/Acquisition	\$0
Construction	\$0
Other	\$254,600
Total	\$254,600

FUNDING SOURCE	ORG	OBJECT	REBUDGET \$	BUDGET \$	TOTAL
General Fund	01201926	980000	\$54,600	\$200,000	\$254,600
		TOTAL	\$54,600	\$200,000	\$254,600

Location: Balboa Island



Balboa Village Streetscape Improvements

Category: Streets and Drainage
Project Manager: Michael Sinacori, 949-644-3342

Project No.: 17R11

Description:

This involves the design of streetscape improvements for Balboa Boulevard and secondary streets, and Main Street within Balboa Village, as described in the Concept Plan approved by the Balboa Village Advisory Committee (BVAC). Construction began in early 2019 with most funding encumbered by contract. This funding is for remaining expenses such as construction contingency and incidentals.

Proposed Expenses:

2019-2020

Design/Environmental/Permits	\$0
Right-of-Way/Acquisition	\$0
Construction	\$19,100
Other	\$0
Total	\$19,100

FUNDING SOURCE	ORG	OBJECT	REBUDGET \$	BUDGET \$	TOTAL
Balboa Village Parking Mgmt	53501	980000	\$19,100	\$0	\$19,100
TOTAL			\$19,100	\$0	\$19,100

Location: Main Street, Balboa Boulevard and secondary streets



Bayside Drive Rehabilitation

Category: Streets and Drainage
Project Manager: Patrick Arciniega, 949-644-3347

Project No.: 16R12

Description:

This project consists of pavement reconstruction on Bayside Drive from Jamboree to Coast Highway the south end of Jamboree Road, and a portion of Marine Avenue towards the bridge. Construction began at the end of 2018 with most funding encumbered by contract. This funding is for remaining expenses such as construction contingency and incidentals.

Proposed Expenses:	2019-2020
Design/Environmental/Permits	\$0
Right-of-Way/Acquisition	\$0
Construction	\$271,250
Other	\$0
Total	\$271,250

FUNDING SOURCE	ORG	OBJECT	REBUDGET \$	BUDGET \$	TOTAL
General Fund	01201927	980000	\$271,250	\$0	\$271,250
TOTAL			\$271,250	\$0	\$271,250

Location: Bayside Drive from East Coast Highway to Jamboree Road and Jamboree Road from Bayside Drive to East Coast Highway, plus a portion of Marine Avenue



Bison Ave / San Joaquin Hills Rd Pavement Rehabilitation

Category: Streets and Drainage
Project Manager: Ben Davis, 949-644-3317

Project No.: 19R21

Description:

As part of the Pavement Management Plan, Bison Avenue, San Joaquin Hills Road and San Nicolas Drive need to be rehabilitated. The existing pavement will be coldmilled and overlaid with rubberized asphalt concrete. Deteriorated concrete improvements at isolated locations will also be reconstructed. Plans and specifications will be prepared by a consultant. Construction will be performed by a private contractor.

Proposed Expenses:

2019-2020

Design/Environmental/Permits	\$0
Right-of-Way/Acquisition	\$0
Construction	\$3,400,000
Other	\$0
Total	\$3,400,000

FUNDING SOURCE	ORG	OBJECT	REBUDGET \$	BUDGET \$	TOTAL
Gas Tax	12101	980000	\$131,400	\$0	\$131,400
Measure M Fair Share	12201	980000	\$916,800	\$913,100	\$1,829,900
SB1 - RMRA	12601	980000	\$1,414,600	\$0	\$1,414,600
Contributions (19R02)	13501	980000	\$24,100	\$0	\$24,100
TOTAL			\$2,486,900	\$913,100	\$3,400,000

Location: Bison Ave from Jamboree Rd to SR 73, San Joaquin Hills Rd from Jamboree Rd to MacArthur Blvd, and San Nicolas Dr from Newport Center Dr to Avocado Ave



Bonita Canyon Drive Pavement Rehabilitation

Category: Streets and Drainage
Project Manager: Andy Tran, 949-644-3315

Project No.: 19R22

Description:

As part of the Pavement Management Plan, Bonita Canyon Drive and Ford Road will be rehabilitated. Existing pavement will be coldmilled and overlaid with rubberized asphalt concrete. Deteriorated concrete improvements at isolated locations will also be reconstructed. Plans and specifications are being prepared by a consultant. This funding is for remaining design expenses and incidentals. Funding for construction is planned for a future fiscal year and will be performed by a private contractor.

Proposed Expenses:

2019-2020

Design/Environmental/Permits	\$58,570
Right-of-Way/Acquisition	\$0
Construction	\$0
Other	\$0
Total	\$58,570

FUNDING SOURCE	ORG	OBJECT	REBUDGET \$	BUDGET \$	TOTAL
Gas Tax	12101	980000	\$58,570	\$0	\$58,570
TOTAL			\$58,570	\$0	\$58,570

Location: Bonita Canyon Dr and Ford Rd from Jamboree Rd to SR 73



Cameo Highlands Street Rehabilitation

Category: Streets and Drainage
Project Manager: Andy Tran, 949-644-3315

Project No.: 20R21

Description:

As part of the Pavement Management Plan, the residential streets in the Cameo Highlands community will be reconstructed. Deteriorated concrete improvements at isolated locations will also need to be reconstructed. Construction documents will be prepared by a consultant. Construction will be completed by a private contractor.

Proposed Expenses:	2019-2020
Design/Environmental/Permits	\$300,000
Right-of-Way/Acquisition	\$0
Construction	\$2,600,000
Other	\$0
Total	\$2,900,000

FUNDING SOURCE	ORG	OBJECT	REBUDGET \$	BUDGET \$	TOTAL
Gas Tax	12101	980000	\$0	\$1,400,000	\$1,400,000
SB1 - RMRA	12601	980000	\$0	\$1,500,000	\$1,500,000
TOTAL			\$0	\$2,900,000	\$2,900,000

Location: Cameo Highlands



Concrete Replacement Program

Category: Streets and Drainage
Project Manager: Ben Davis, 949-644-3317

Project No.: 20R06

Description:
 The annual Concrete Replacement Program replaces deteriorated concrete pavement, sidewalks, curb and gutters at isolated locations. This program precedes the annual slurry seal program, which is on a 7-year cycle. Plans and specifications are prepared by staff. Construction is performed by a private contractor.

Proposed Expenses:	2019-2020
Design/Environmental/Permits	\$0
Right-of-Way/Acquisition	\$0
Construction	\$700,000
Other	\$0
Total	\$700,000

FUNDING SOURCE	ORG	OBJECT	REBUDGET \$	BUDGET \$	TOTAL
Measure M Fair Share	12201	980000	\$0	\$500,000	\$500,000
Neighborhood Enhancement	53601	980000	\$0	\$200,000	\$200,000
TOTAL			\$0	\$700,000	\$700,000

Location: Harbor View, Newport Coast, and Corona del Mar north of East Coast Highway



Concrete Street Pavement Reconstruction

Category: Streets and Drainage
Project Manager: Andy Tran, 949-644-3315

Project No.: 18R21

Description:

As part of the Pavement Management Plan, this project removes and reconstructs concrete pavement. Streets in Central Balboa Peninsula community, such as Anade Avenue, Montero Avenue, Alvarado Place and 6th Street, are scheduled for improvements. For these streets, reconstruction of adjacent sidewalks and curb and gutters are also considered. This project also includes new storm drain systems and landscaped parkways. Construction documents are prepared by a consultant. Construction will be performed by a private contractor.

Proposed Expenses:	2019-2020
Design/Environmental/Permits	\$250,000
Right-of-Way/Acquisition	\$0
Construction	\$1,150,000
Other	\$0
Total	\$1,400,000

FUNDING SOURCE	ORG	OBJECT	REBUDGET \$	BUDGET \$	TOTAL
General Fund	01201927	980000	\$0	\$300,000	\$300,000
Gas Tax	12101	980000	\$468,500	\$100,000	\$568,500
Measure M Fair Share	12201	980000	\$0	\$531,500	\$531,500
TOTAL			\$468,500	\$931,500	\$1,400,000

Location: Anade Avenue, Montero Avenue, Alvarado Place, and 6th Street



Landscape Enhancement Program

Category: Streets and Drainage
Project Manager: Patrick Arciniega, 949-644-3347

Project No.: 19L01

Description:

This designs or facilitates the installation or rehabilitation of various small landscape projects throughout the City that require more than regular maintenance efforts. Design is performed by a consultant. Installation is completed by a private contractor.

Proposed Expenses:	2019-2020
Design/Environmental/Permits	\$0
Right-of-Way/Acquisition	\$0
Construction	\$600,000
Other	\$65,660
Total	\$665,660

FUNDING SOURCE	ORG	OBJECT	REBUDGET \$	BUDGET \$	TOTAL
General Fund (15L01)	01201927	980000	\$43,660	\$0	\$43,660
General Fund (16L02)	01201927	980000	\$139,000	\$0	\$139,000
General Fund (19L01)	01201927	980000	\$483,000	\$0	\$483,000
TOTAL			\$665,660	\$0	\$665,660

Location:



MacArthur Boulevard / University Drive Pavement Rehabilitation

Category: Streets and Drainage

Project No.: 18R23

Project Manager: Patricia Kharazmi, 949-644-3344

Description:

As part of the Pavement Management Plan, MacArthur Blvd and University Dr is scheduled for rehabilitation. Reconstruction of deteriorated concrete improvements is also included. The majority of funds for construction are encumbered by contract. This funding is for remaining expenses such as construction contingency and incidentals.

Proposed Expenses:	2019-2020
Design/Environmental/Permits	\$0
Right-of-Way/Acquisition	\$0
Construction	\$300,000
Other	\$0
Total	\$300,000

FUNDING SOURCE	ORG	OBJECT	REBUDGET \$	BUDGET \$	TOTAL
Measure M Fair Share	12201	980000	\$300,000	\$0	\$300,000
TOTAL			\$300,000	\$0	\$300,000

Location: MacArthur Boulevard from Ford Road/Bonita Canyon Drive to State Route 73 and University Drive from Jamboree Road to State Route 73



Marine Avenue Reconstruction

Category: Streets and Drainage
Project Manager: Peter Tauscher, 949-644-3316

Project No.: 17R13

Description:
 This involves concept development, design and permitting of the complete reconstruction of Marine Avenue on Balboa Island from Bay Front North to Bay Front South, as requested by Balboa Island residents. Public Works is working with a Balboa Island designated Marine Avenue working group and will perform outreach to residents to determine the final scope. Design will be performed by a consultant. Construction will be performed by a private contractor.

Proposed Expenses:	2019-2020
Design/Environmental/Permits	\$237,500
Right-of-Way/Acquisition	\$0
Construction	\$0
Other	\$0
Total	\$237,500

FUNDING SOURCE	ORG	OBJECT	REBUDGET \$	BUDGET \$	TOTAL
General Fund	01201927	980000	\$237,500	\$0	\$237,500
TOTAL			\$237,500	\$0	\$237,500

Location: Marine Avenue between Bay Front South and Bay Front North



Neighborhood Parking Improvements

Category: Streets and Drainage
Project Manager: Michael Sinacori, 949-644-3342

Project No.: 20R11

Description:
 This project looks at several locations throughout the City needing parking and curb improvements. Areas of focus include Mesa Drive, Dover Drive and Old Newport Boulevard. Viability of additional parking may be considered at Mariners Library and park.

Proposed Expenses:	2019-2020
Design/Environmental/Permits	\$100,000
Right-of-Way/Acquisition	\$0
Construction	\$350,000
Other	\$0
Total	\$450,000

FUNDING SOURCE	ORG	OBJECT	REBUDGET \$	BUDGET \$	TOTAL
Neighborhood Enhancement	53601	980000	\$0	\$450,000	\$450,000
TOTAL			\$0	\$450,000	\$450,000

Location: Mesa Drive, Mariners Library, Dover Drive, Old Newport Boulevard



Newport Boulevard Landscape Rehabilitation

Category: Streets and Drainage
Project Manager: Michael Sinacori, 949-644-3342

Project No.: 20L11

Description:

This project consists of various landscape modifications to Newport Boulevard between 16th Street and Hospital Road. Modifications may include installation of more drought tolerant landscaping, irrigation and drainage improvements. Design is performed by a consultant. Construction will be performed by a contractor.

Proposed Expenses:	2019-2020
Design/Environmental/Permits	\$75,000
Right-of-Way/Acquisition	\$0
Construction	\$425,000
Other	\$0
Total	\$500,000

FUNDING SOURCE	ORG	OBJECT	REBUDGET \$	BUDGET \$	TOTAL
Neighborhood Enhancement	53601	980000	\$0	\$500,000	\$500,000
TOTAL			\$0	\$500,000	\$500,000

Location: Newport Boulevard from 16th Street to Hospital Road



Ocean Boulevard Concrete Pavement Reconstruction

Category: Streets and Drainage
Project Manager: Patrick Arciniega, 949-644-3347

Project No.: 18R25

Description:

This removes and reconstructs concrete pavement on Ocean Boulevard, from Goldenrod Avenue to Carnation Avenue, and on Carnation Avenue to Seaview Avenue in Corona del Mar. New landscaping may be included to aesthetically enhance the wide segment of Ocean Boulevard. The project may include a sidewalk on the south side of Ocean Boulevard from Dahlia Avenue to Fernleaf Avenue. Design is performed by a consultant. Construction is performed by a private contractor.

Proposed Expenses:	2019-2020
Design/Environmental/Permits	\$350,000
Right-of-Way/Acquisition	\$0
Construction	\$1,450,000
Other	\$0
Total	\$1,800,000

FUNDING SOURCE	ORG	OBJECT	REBUDGET \$	BUDGET \$	TOTAL
Gas Tax	12101	980000	\$200,000	\$0	\$200,000
Neighborhood Enhancement	53601	980000	\$0	\$1,400,000	\$1,400,000
Wastewater Capital	71201	980000	\$0	\$200,000	\$200,000
TOTAL			\$200,000	\$1,600,000	\$1,800,000

Location: Ocean Boulevard - Goldenrod Avenue to Carnation Avenue and Carnation Avenue to Seaview Avenue



Old Newport Boulevard / West Coast Highway Modifications

Category: Streets and Drainage
Project Manager: Patrick Arciniega, 949-644-3347

Project No.: 15R19

Description:

As part of the City's Bicycle Master Plan, this proposes to widen the westbound side of West Coast Highway at Old Newport Boulevard to accommodate a third through lane under Newport Boulevard, a right turn pocket, a bike lane and a sidewalk. Final design is in progress. Additional right-of-way from Caltrans is required. Staff is seeking additional grant funding for right-of-way and construction to be performed in a future year.

Proposed Expenses:	2019-2020
Design/Environmental/Permits	\$128,670
Right-of-Way/Acquisition	\$0
Construction	\$0
Other	\$0
Total	\$128,670

FUNDING SOURCE	ORG	OBJECT	REBUDGET \$	BUDGET \$	TOTAL
Gas Tax	12101	980000	\$128,670	\$0	\$128,670
		TOTAL	\$128,670	\$0	\$128,670

Location: Old Newport Boulevard and West Coast Highway



Pavement Overlay

Category: Streets and Drainage
Project Manager: Mike Sinacori, 949-644-3342

Project No.: 19R02

Description:
 As part of the California Department of Resources Recycling and Recovery (CalRecycle) program, partial reimbursement is received for using rubberized asphalt concrete to pave certain city streets. Funds are used to supplement various street projects that make use of rubberized asphalt concrete, which is derived from recycled tires.

Proposed Expenses:	2019-2020
Design/Environmental/Permits	\$0
Right-of-Way/Acquisition	\$0
Construction	\$174,270
Other	\$0
Total	\$174,270

FUNDING SOURCE	ORG	OBJECT	REBUDGET \$	BUDGET \$	TOTAL
Contributions	13501	980000	\$174,270	\$0	\$174,270
TOTAL			\$174,270	\$0	\$174,270

Location: Citywide



Santa Ana Avenue / Avon Slope Improvement Plan

Category: Streets and Drainage
Project Manager: Michael Sinacori, 949-644-3342

Project No.: 20M12

Description:
 This provides funding to improve slope areas identified as high maintenance or subject to erosion. Portions of Santa Ana Avenue and Avon Street will be the focus of this year's project.

Proposed Expenses:	2019-2020
Design/Environmental/Permits	\$250,000
Right-of-Way/Acquisition	\$0
Construction	\$0
Other	\$100,000
Total	\$350,000

FUNDING SOURCE	ORG	OBJECT	REBUDGET \$	BUDGET \$	TOTAL
General Fund (17M12)	01201928	980000	\$100,000	\$0	\$100,000
Neighborhood Enhancement	53601	980000	\$0	\$250,000	\$250,000
TOTAL			\$100,000	\$250,000	\$350,000

Location: Avon Street, Bayside Drive, Santa Ana Avenue and other locations



Slurry Seal Program

Category: Streets and Drainage
Project Manager: Ben Davis, 949-644-3317

Project No.: 20R04

Description:

The annual Slurry Seal Program is a pavement surface treatment to extend roadway life, improve pavement aesthetics, correct minor deficiencies, and prevent early pavement deterioration. The annual project involves slurry sealing and seal coating residential streets, trails, and parking lots as part of a 7-year cycle. Plans and specifications are prepared by staff. Construction is performed by a private contractor.

Proposed Expenses:

2019-2020

Design/Environmental/Permits	\$0
Right-of-Way/Acquisition	\$0
Construction	\$910,000
Other	\$0
Total	\$910,000

FUNDING SOURCE	ORG	OBJECT	REBUDGET \$	BUDGET \$	TOTAL
General Fund (19R04)	01201927	980000	\$860,000	\$0	\$860,000
General Fund (20R04)	01201927	980000	\$0	\$910,000	\$910,000
TOTAL			\$860,000	\$910,000	\$1,770,000

Location: Harbor View, Newport Coast, and Corona del Mar north of East Coast Highway



Storm Drain System Repair / Rehabilitation

Category: Streets and Drainage
Project Manager: Peter Tauscher, 949-644-3316

Project No.: 19D02

Description:
 The City owns and maintains an extensive storm drainage system. Recent video inspections identified several areas that need repair or rehabilitation. This project funds repair and rehabilitation of various storm drains throughout the City. This is a multi-year program.

Proposed Expenses:	2019-2020
Design/Environmental/Permits	\$0
Right-of-Way/Acquisition	\$0
Construction	\$850,000
Other	\$0
Total	\$850,000

FUNDING SOURCE	ORG	OBJECT	REBUDGET \$	BUDGET \$	TOTAL
General Fund (18D02)	01201926	980000	\$50,000	\$0	\$50,000
General Fund (19D02)	01201926	980000	\$350,000	\$450,000	\$800,000
TOTAL			\$400,000	\$450,000	\$850,000

Location: Citywide



Street Pavement Repair Program

Category: Streets and Drainage
Project Manager: Andy Tran, 949-644-3315

Project No.: 20R03

Description:

This annual Street Pavement Repair Program focuses on rehabilitating isolated asphalt concrete pavement on arterials throughout the city. Plans and specifications are prepared by staff. Construction will be performed by a private contractor.

Proposed Expenses:	2019-2020
Design/Environmental/Permits	\$0
Right-of-Way/Acquisition	\$0
Construction	\$500,000
Other	\$0
Total	\$500,000

FUNDING SOURCE	ORG	OBJECT	REBUDGET \$	BUDGET \$	TOTAL
General Fund	01201927	980000	\$0	\$500,000	\$500,000
TOTAL			\$0	\$500,000	\$500,000

Location: Citywide



Streetlight Rehabilitation Program

Category: Streets and Drainage
Project Manager: Peter Tauscher, 949-644-3316

Project No.: 20V02

Description:

This rehabilitates old circuits and replaces streetlight bulbs, conduits, wires, pull boxes and service cabinets where needed. Existing lights are replaced with energy efficient LED lamp fixtures. Globe tops are the next set of light replacements that are anticipated. Three circuits in the Eastbluff area will be the focus of this year's project.

Proposed Expenses:	2019-2020
Design/Environmental/Permits	\$300,000
Right-of-Way/Acquisition	\$0
Construction	\$1,200,000
Other	\$246,000
Total	\$1,746,000

FUNDING SOURCE	ORG	OBJECT	REBUDGET \$	BUDGET \$	TOTAL
General Fund (17V02)	01201927	980000	\$121,000	\$0	\$121,000
Gas Tax (19V02)	12101	980000	\$125,000	\$0	\$125,000
Neighborhood Enhancement	53601	980000	\$0	\$1,500,000	\$1,500,000
TOTAL			\$246,000	\$1,500,000	\$1,746,000

Location: Eastbluff area



Tide Valve Replacement Program

Category: Streets and Drainage
Project Manager: Peter Tauscher, 949-644-3316

Project No.: 19D03

Description:

This replaces deteriorated tide gates located throughout the harbor area with new tidal valves. Historically, the City operates an inventory of conventional tide gates in various conditions. Some have surpassed their service lives and require extra maintenance to operate. Projects are assembled every two to three years.

Proposed Expenses:	2019-2020
Design/Environmental/Permits	\$0
Right-of-Way/Acquisition	\$0
Construction	\$700,000
Other	\$0
Total	\$700,000

FUNDING SOURCE	ORG	OBJECT	REBUDGET \$	BUDGET \$	TOTAL
Tidelands Maintenance	10001	980000	\$500,000	\$0	\$500,000
Tidelands Capital	10101	980000	\$0	\$200,000	\$200,000
TOTAL			\$500,000	\$200,000	\$700,000

Location: Citywide



West Coast Highway Median Landscaping

Category: Streets and Drainage
Project Manager: Patrick Arciniega, 949-644-3347

Project No.: 18L11

Description:

This installs new and enhanced water friendly landscaping and irrigation system in the medians along West Coast Highway between the Santa Ana River and Newport Boulevard and the intersection of West Coast Highway and Balboa Boulevard / Superior Avenue. A construction and maintenance agreement from Caltrans is required. Construction is performed in sections to minimize traffic impacts. The next phase is anticipated to be from east of Prospect Street to Superior Avenue.

Proposed Expenses:	2019-2020
Design/Environmental/Permits	\$0
Right-of-Way/Acquisition	\$0
Construction	\$1,596,850
Other	\$0
Total	\$1,596,850

FUNDING SOURCE	ORG	OBJECT	REBUDGET \$	BUDGET \$	TOTAL
Contributions	13501	980000	\$0	\$500,000	\$500,000
Neighborhood Enhancement	53601	980000	\$996,850	\$100,000	\$1,096,850
TOTAL			\$996,850	\$600,000	\$1,596,850

Location: West Coast Highway between the Santa Ana River and Newport Boulevard



Transportation

<i>Pg</i>	<i>Project</i>	<i>Fund</i>	<i>Title</i>	<i>Est. Rebudget</i>	<i>New Budget</i>	<i>Total</i>
37	18T03	01201927	Balboa Peninsula Crosswalks Improvement	\$29,400	\$0	\$29,400
37	19T11	01201927	Balboa Peninsula Crosswalks Improvement	\$165,200	\$0	\$165,200
37	19T11	12201	Balboa Peninsula Crosswalks Improvement	\$0	\$155,400	\$155,400
38	17T13	1230053	Balboa Peninsula Summer Trolley	\$334,000	\$0	\$334,000
38	19T13	1230053	Balboa Peninsula Summer Trolley	\$278,400	\$0	\$278,400
38	17T13	53501	Balboa Peninsula Summer Trolley	\$64,800	\$0	\$64,800
38	19T13	53501	Balboa Peninsula Summer Trolley	\$17,200	\$0	\$17,200
39	17T12	12101	Coast Hwy Traffic Signal Synchronization	\$553,300	\$0	\$553,300
40	19T12	01201927	Dover Shores Traffic Study	\$27,790	\$0	\$27,790
40	19T12	53601	Dover Shores Traffic Study	\$0	\$100,000	\$100,000
41	20T11	53601	Ocean Boardwalk and Parking Lot Improvements	\$0	\$350,000	\$350,000
42	18T11	01201938	Ocean Front Bike Safety Improvements	\$75,000	\$0	\$75,000
43	19T03	01201927	Traffic Signage, Striping and Marking	\$308,700	\$0	\$308,700
43	20T03	01201927	Traffic Signage, Striping and Marking	\$0	\$300,000	\$300,000
44	19T01	12101	Traffic Signal Rehabilitation Program	\$98,550	\$0	\$98,550
44	20T01	01201927	Traffic Signal Rehabilitation Program	\$0	\$840,000	\$840,000
Total Transportation				\$1,952,340	\$1,745,400	\$3,697,740

Balboa Peninsula Crosswalks Improvements

Category: Transportation
Project Manager: Brad Sommers, 949-644-3329

Project No.: 19T11

Description:

This designs and implements various street and bicycle signage, crosswalk enhancements, striping and pavement markings, and other minor crosswalk and street improvements on Balboa Peninsula. Design is performed by a consultant. Construction will be performed by a private contractor. This is the second phase of the project.

Proposed Expenses:	2019-2020
Design/Environmental/Permits	\$50,000
Right-of-Way/Acquisition	\$0
Construction	\$300,000
Other	\$0
Total	\$350,000

FUNDING SOURCE	ORG	OBJECT	REBUDGET \$	BUDGET \$	TOTAL
General Fund (18T03)	01201927	980000	\$29,400	\$0	\$29,400
General Fund (19T11)	01201927	980000	\$165,200	\$0	\$165,200
Measure M Fair Share	12201	980000	\$0	\$155,400	\$155,400
TOTAL			\$194,600	\$155,400	\$350,000

Location: Balboa Peninsula



Balboa Peninsula Summer Trolley

Category: Transportation

Project No.: 17T13

Project Manager: Eric Loke, 949-644-3336

Description:

This continues the Balboa Peninsula Summer Trolley, a free shuttle service travelling Newport Boulevard to Balboa Village and back. Orange County Transportation Authority approved a grant for \$685,454 in 2017 for a seven year service through Summer 2023. The City's match requirement is budgeted annually. The City contracts with a private operator to provide 28-passenger shuttles for this service.

Proposed Expenses:

2019-2020

Design/Environmental/Permits	\$0
Right-of-Way/Acquisition	\$0
Construction	\$0
Other	\$694,400
Total	\$694,400

FUNDING SOURCE	ORG	OBJECT	REBUDGET \$	BUDGET \$	TOTAL
Measure M Competitive (17T13)	1230053	980000	\$334,000	\$0	\$334,000
Measure M Competitive (19T13)	1230053	980000	\$278,400	\$0	\$278,400
Balboa Village Parking Mgmt (17T13)	53501	980000	\$64,800	\$0	\$64,800
Balboa Village Parking Mgmt (19T13)	53501	980000	\$17,200	\$0	\$17,200
TOTAL			\$694,400	\$0	\$694,400

Location: Balboa Peninsula



Coast Highway Traffic Signal Synchronization

Category: Transportation
Project Manager: Eric Loke, 949-644-3336

Project No.: 17T12

Description:

This upgrades traffic signal control hardware at 13 City and 14 Caltrans intersections, extends and closes gaps in the City's Fiber Optic network, installs three CCTV cameras, and updates traffic signal timing and coordination plans. Majority funding is provided by the Orange County Transportation Authority (OCTA) Regional Traffic Signal Synchronization Program (RTSSP) as part of Measure M2. This provides the City's match for the project.

Proposed Expenses:	2019-2020
Design/Environmental/Permits	\$0
Right-of-Way/Acquisition	\$0
Construction	\$553,300
Other	\$0
Total	\$553,300

FUNDING SOURCE	ORG	OBJECT	REBUDGET \$	BUDGET \$	TOTAL
Gas Tax	12101	980000	\$553,300	\$0	\$553,300
TOTAL			\$553,300	\$0	\$553,300

Location: Coast Highway (SR-1) within the City of Newport Beach, from the westerly city limit with Huntington Beach to the easterly city limit with Laguna Beach



Dover Shores Traffic Study

Category: Transportation

Project No.: 19T12

Project Manager: Tony Brine, 949-644-3329

Description:

This funds the preparation of neighborhood traffic studies in the Dover Shores and Mariners areas to address resident inquiries and concerns about speed and cut-through traffic.

Proposed Expenses:	2019-2020
Design/Environmental/Permits	\$0
Right-of-Way/Acquisition	\$0
Construction	\$0
Other	\$127,790
Total	\$127,790

FUNDING SOURCE	ORG	OBJECT	REBUDGET \$	BUDGET \$	TOTAL
General Fund	01201927	980000	\$27,790	\$0	\$27,790
Neighborhood Enhancement	53601	980000	\$0	\$100,000	\$100,000
TOTAL			\$27,790	\$100,000	\$127,790

Location:



Ocean Boardwalk and Parking Lot Improvements

Category: Transportation
Project Manager: Brad Sommers, 949-644-3329

Project No.: 20T11

Description:

This project reviews, plans and conceptualizes improvements to ocean front areas such as the Newport Pier area, including McFadden Plaza and surrounding parking lots and boardwalks.

Proposed Expenses:	2019-2020
Design/Environmental/Permits	\$350,000
Right-of-Way/Acquisition	\$0
Construction	\$0
Other	\$0
Total	\$350,000

FUNDING SOURCE	ORG	OBJECT	REBUDGET \$	BUDGET \$	TOTAL
Neighborhood Enhancement	53601	980000	\$0	\$350,000	\$350,000
TOTAL			\$0	\$350,000	\$350,000

Location: Newport Pier area, McFadden Plaza, Ocean Front Walk and surrounding lots



Ocean Front Bike Safety Improvements

Category: Transportation
Project Manager: Brad Sommers, 949-644-3326

Project No.: 18T11

Description:
 This researches, designs and possibly funds Ocean Front improvements and path enhancements for various users, including improvements at E Street.

Proposed Expenses:	2019-2020
Design/Environmental/Permits	\$75,000
Right-of-Way/Acquisition	\$0
Construction	\$0
Other	\$0
Total	\$75,000

FUNDING SOURCE	ORG	OBJECT	REBUDGET \$	BUDGET \$	TOTAL
Oceanfront Encroachment	01201938	980000	\$75,000	\$0	\$75,000
TOTAL			\$75,000	\$0	\$75,000

Location: Ocean Front from E Street to 36th Street



Traffic Signage, Striping and Marking

Category: Transportation
Project Manager: Brad Sommers, 949-644-3326
Description:

Project No.: 19T03

This annual program consists of various roadway sign and striping improvements throughout the City.

Proposed Expenses:	2019-2020
Design/Environmental/Permits	\$60,000
Right-of-Way/Acquisition	\$0
Construction	\$548,700
Other	\$100,000
Total	\$608,700

FUNDING SOURCE	ORG	OBJECT	REBUDGET \$	BUDGET \$	TOTAL
General Fund (19T03)	01201927	980000	\$308,700	\$0	\$308,700
General Fund (20T03)	01201927	980000	\$0	\$300,000	\$300,000
TOTAL			\$308,700	\$300,000	\$608,700

Location: Citywide



Traffic Signal Rehabilitation Program

Category: Transportation

Project No.: 20T01

Project Manager: Eric Loke, 949-644-3336

Description:

This annual program consists of rehabilitation and maintenance of existing traffic signal equipment throughout the City. Work may include replacement of control equipment, signal poles, utility cabinets, and re-wiring traffic signals. Three traffic signals are envisioned for this project.

Proposed Expenses:	2019-2020
Design/Environmental/Permits	\$80,000
Right-of-Way/Acquisition	\$0
Construction	\$858,550
Other	\$0
Total	\$938,550

FUNDING SOURCE	ORG	OBJECT	REBUDGET \$	BUDGET \$	TOTAL
Gas Tax (19T01)	12101	980000	\$98,550	\$0	\$98,550
General Fund (20T01)	01201927	980000	\$0	\$840,000	\$840,000
TOTAL			\$98,550	\$840,000	\$938,550

Location: Various locations



Parks, Harbors and Beaches

<i>Pg</i>	<i>Project</i>	<i>Fund</i>	<i>Title - Parks</i>	<i>Est. Rebudget</i>	<i>New Budget</i>	<i>Total</i>
45	19P11	56201	Grant Howald Park Rehabilitation	\$23,700	\$5,500,000	\$5,523,700
46	190P1	01201929	Playground Refurbishment Program	\$300,000	\$0	\$300,000
46	20P01	14101	Playground Refurbishment Program	\$0	\$300,000	\$300,000
47	19P12	01201929	Park Walls and Staircases Rehabilitation	\$500,000	\$0	\$500,000
48	15P18	56101	Sunset Ridge Park Access	\$89,500	\$0	\$89,500
49	15T09	01201927	Superior Ave Overcrossing and Parking Lot	\$95,000	\$0	\$95,000
49	15T09	1230053	Superior Ave Overcrossing and Parking Lot	\$2,349,600	\$0	\$2,349,600
49	15T09	14001	Superior Ave Overcrossing and Parking Lot	\$200,000	\$0	\$200,000
49	15T09	56201	Superior Ave Overcrossing and Parking Lot	\$3,150,400	\$0	\$3,150,400
<i>Subtotal</i>				\$6,708,200	\$5,800,000	\$12,508,200

<i>Pg</i>	<i>Project</i>	<i>Fund</i>	<i>Title - Harbors and Beaches</i>	<i>Est. Rebudget</i>	<i>New Budget</i>	<i>Total</i>
50	20H11	16001	Abandoned / Surrendered Watercraft Abatement	\$0	\$300,000	\$300,000
51	16H11	10001	American Legion Bulkhead	\$1,000,000	\$0	\$1,000,000
52	19H11	10101	Balboa Island & 10th Street Swim Platforms	\$60,000	\$0	\$60,000
53	20H12	10001	Balboa Yacht Basin Major Dock Maintenance	\$0	\$150,000	\$150,000
54	20H04	10001	Beach and Bay Sand Management	\$0	\$700,000	\$700,000
55	18H12	10001	Bilge Pumpout Dock/Oil Collection Centers	\$183,050	\$0	\$183,050
56	18H13	10001	Harbor Bulkheads/Seawalls Repairs	\$150,000	\$0	\$150,000
56	19H08	10001	Harbor Bulkheads/Seawalls Repairs	\$500,000	\$0	\$500,000
57	18H09	10001	Harbor Maintenance/Minor Improvements	\$150,000	\$0	\$150,000
58	19H02	10101	Harbor Piers Rehabilitation	\$300,000	\$200,000	\$500,000
59	18H07	10001	Harborwide Dredging/Planning	\$250,000	\$0	\$250,000
59	18H07	10101	Harborwide Dredging/Planning	\$0	\$4,350,000	\$4,350,000
60	16H14	10001	Newport Pier Platform and Piles	\$1,300,000	\$0	\$1,300,000
60	16H14	10101	Newport Pier Platform and Piles	\$0	\$700,000	\$700,000
61	17H03	10001	Ocean Piers Inspection and Maintenance	\$251,400	\$0	\$251,400
62	20H13	10001	Vessel Sewage Pumpouts Replacement	\$0	\$125,000	\$125,000
<i>Subtotal</i>				\$4,144,450	\$6,525,000	\$10,669,450

Total Parks, Harbors and Beaches \$10,852,650 \$12,325,000 \$23,177,650

Grant Howald Park Rehabilitation

Category: Parks, Harbors and Beaches
Project Manager: Kathyne Cho, 949-644-3014

Project No.: 19P11

Description:

This project rehabilitates Grant Howald Park playgrounds, sportsfield and Fifth Avenue streetscape. Upgrades may include a fence reconfiguration, landscaping, sidewalk installation, retaining wall replacement, synthetic turf installation, restroom rehabilitation, utilities undergrounding and replacement of old park equipment. The conceptual plans have been reviewed by the community and approved by the Parks Beaches and Recreation Commission. Design of construction bid documents will be performed by a consultant. Construction will be performed by a contractor.

Proposed Expenses:	2019-2020
Design/Environmental/Permits	\$223,700
Right-of-Way/Acquisition	\$0
Construction	\$5,300,000
Other	\$0
Total	\$5,523,700

FUNDING SOURCE	ORG	OBJECT	REBUDGET \$	BUDGET \$	TOTAL
FFP: Parks/Community Centers	56201	980000	\$23,700	\$5,500,000	\$5,523,700
TOTAL			\$23,700	\$5,500,000	\$5,523,700

Location: Grant Howald Park



Park Walls and Staircases Rehabilitation

Category: Parks, Harbors and Beaches
Project Manager: Patrick Arciniega, 949-644-3347

Project No.: 19P12

Description:

This addresses aged or damaged walls, retaining walls and staircases at several parks throughout the City. Many walls and stairs were originally constructed with timber. Reconstruction materials may include concrete. Possible locations include Bayview Park, Irvine Terrace Park and others. This is the next phase of a previous project. Design will be prepared by a consultant. Construction will be performed by a private contractor.

Proposed Expenses:

2019-2020

Design/Environmental/Permits	\$50,000
Right-of-Way/Acquisition	\$0
Construction	\$450,000
Other	\$0
Total	\$500,000

FUNDING SOURCE	ORG	OBJECT	REBUDGET \$	BUDGET \$	TOTAL
General Fund	01201929	980000	\$500,000	\$0	\$500,000
TOTAL			\$500,000	\$0	\$500,000

Location: Bayview Park, Irvine Terrace Park and others



Playground Refurbishment Program

Category: Parks, Harbors and Beaches

Project No.: 20P01

Project Manager: Kathyne Cho, 949-644-3014

Description:

This replaces existing, worn playground surfacing materials with new poured-in-place resilient rubber surfacing. The project also replaces older playground equipment. Construction will be performed by a private contractor. Locations may include Cliff Drive Park, Eastbluff Park, Channel Place Park.

Proposed Expenses:

2019-2020

Design/Environmental/Permits	\$0
Right-of-Way/Acquisition	\$0
Construction	\$600,000
Other	\$0
Total	\$600,000

FUNDING SOURCE	ORG	OBJECT	REBUDGET \$	BUDGET \$	TOTAL
General Fund (19P01)	01201929	980000	\$300,000	\$0	\$300,000
Building Excise Tax (20P01)	14101	980000	\$0	\$300,000	\$300,000
TOTAL			\$300,000	\$300,000	\$600,000

Location: Citywide



Sunset Ridge Park Access

Category: Parks, Harbors and Beaches

Project No.: 17P13

Project Manager: Andy Tran, 949-644-3315

Description:

Completed in 2014, Sunset Ridge Park provides baseball and soccer fields, restrooms and picnic facilities, flower gardens and coastal views for active and passive use. This funding provides for minor changes and design for access options to/from the park.

Proposed Expenses:	2019-2020
Design/Environmental/Permits	\$0
Right-of-Way/Acquisition	\$0
Construction	\$0
Other	\$89,500
Total	\$89,500

FUNDING SOURCE	ORG	OBJECT	REBUDGET \$	BUDGET \$	TOTAL
FFP: Sunset Ridge Park	56101	980000	\$0	\$89,500	\$89,500
TOTAL			\$0	\$89,500	\$89,500

Location: West Coast Highway and Superior Avenue



Superior Avenue Overcrossing / Parking Lot

Category: Parks, Harbors and Beaches

Project No.: 15T09

Project Manager: Andy Tran, 949-644-3315

Description:

This multi-year project involves conceptual plan development and approval, environmental clearance, final design, permitting and construction of a new pedestrian and bicycle bridge overcrossing Superior Avenue. The project also involves constructing a new parking lot and a small recreational area. City staff was successful in securing federal grants to fund a portion of the construction phase and will seek additional grant funding. Design will be performed by consultants. Construction will be performed by a private contractor.

Proposed Expenses:

2019-2020

Design/Environmental/Permits	\$700,000
Right-of-Way/Acquisition	\$0
Construction	\$5,095,000
Other	\$0
Total	\$5,795,000

FUNDING SOURCE	ORG	OBJECT	REBUDGET \$	BUDGET \$	TOTAL
General Fund	01201927	980000	\$95,000	\$0	\$95,000
Measure M Competitive	1230053	980000	\$2,349,600	\$0	\$2,349,600
Transportation and Circulation	14001	980000	\$200,000	\$0	\$200,000
FFP: Parks/Community Centers	56201	980000	\$3,150,400	\$0	\$3,150,400
TOTAL			\$5,795,000	\$0	\$5,795,000

Location: Intersection of Superior Avenue and West Coast Highway



Abandoned / Surrendered Watercraft Abatement

Category: Parks, Harbors and Beaches

Project No.: 20H11

Project Manager: Kurt Borsting, 949-270-8159

Description:

This provides funding for the removal of abandoned or surrendered nuisance vessels from the waters of Newport Harbor.

Proposed Expenses:	2019-2020
Design/Environmental/Permits	\$0
Right-of-Way/Acquisition	\$0
Construction	\$0
Other	\$300,000
Total	\$300,000

FUNDING SOURCE	ORG	OBJECT	REBUDGET \$	BUDGET \$	TOTAL
Environmental Liability	16001	980000	\$0	\$300,000	\$300,000
TOTAL			\$0	\$300,000	\$300,000

Location: Harborwide



American Legion Bulkhead

Category: Parks, Harbors and Beaches

Project No.: 16H11

Project Manager: Chris Miller, 949-644-3043

Description:

This funds an engineering analysis of the seawall needed to develop plans and permits through regulatory agencies. The City owns the property at 215 15th Street. The buildings and marina are leased to the American Legion. As part of the Rhine Channel/American Legion dredging project in 2011, the City agreed to study the feasibility of repairing or replacing existing vertical bulkheads near the American Legion facility. Construction should follow after further discussions and agreements with the American Legion.

Proposed Expenses:	2019-2020
Design/Environmental/Permits	\$150,000
Right-of-Way/Acquisition	\$0
Construction	\$850,000
Other	\$0
Total	\$1,000,000

FUNDING SOURCE	ORG	OBJECT	REBUDGET \$	BUDGET \$	TOTAL
Tidelands Maintenance	10001	980000	\$1,000,000	\$0	\$1,000,000
TOTAL			\$1,000,000	\$0	\$1,000,000

Location: West Balboa Boulevard at 15th Street



Balboa Island and 10th Street Swim Platforms

Category: Parks, Harbors and Beaches

Project No.: 19H11

Project Manager: Chris Miller, 949-644-3043

Description:

This provides for the rehabilitation of a floating swim platform located off a small beach adjacent to 10th Street on Balboa Peninsula and the reinstallation of a platform off of Ruby Avenue and North Bay Front on Balboa Island.

Proposed Expenses:	2019-2020
Design/Environmental/Permits	\$0
Right-of-Way/Acquisition	\$0
Construction	\$58,000
Other	\$2,000
Total	\$60,000

FUNDING SOURCE	ORG	OBJECT	REBUDGET \$	BUDGET \$	TOTAL
Tidelands Capital	10101	980000	\$60,000	\$0	\$60,000
TOTAL			\$60,000	\$0	\$60,000

Location: Northside of Balboa Island off Ruby Avenue and off 10th Street and W. Bay Avenue on Balboa Peninsula



10 ST DOCK

Balboa Yacht Basin Major Dock Maintenance

Category: Parks, Harbors and Beaches

Project No.: 20H12

Project Manager: Chris Miller, 949-644-3043

Description:

This provides funding for the rehabilitation of the docks at Balboa Yacht Basin, a city owned marina that has 172 slips for vessels ranging from 31 to 75 feet in length.

Proposed Expenses:	2019-2020
Design/Environmental/Permits	\$0
Right-of-Way/Acquisition	\$0
Construction	\$150,000
Other	\$0
Total	\$150,000

FUNDING SOURCE	ORG	OBJECT	REBUDGET \$	BUDGET \$	TOTAL
Tidelands Maintenance	10001	980000	\$0	\$150,000	\$150,000
		TOTAL	\$0	\$150,000	\$150,000

Location: 829 Harbor Island Drive



Beach and Bay Sand Management

Category: Parks, Harbors and Beaches

Project No.: 20H04

Project Manager: Mike Sinacori, 949-644-3342

Description:

This program consists of normal sand and sediment maintenance operations throughout the harbor's bay beaches, ocean beaches and street ends.

Proposed Expenses:	2019-2020
Design/Environmental/Permits	\$0
Right-of-Way/Acquisition	\$0
Construction	\$700,000
Other	\$0
Total	\$700,000

FUNDING SOURCE	ORG	OBJECT	REBUDGET \$	BUDGET \$	TOTAL
Tidelands Maintenance	10001	980000	\$0	\$700,000	\$700,000
TOTAL			\$0	\$700,000	\$700,000

Location: Various bay fronts and beaches



Bilge Pumpout Dock / Oil Collection Centers

Category: Parks, Harbors and Beaches

Project No.: 18H12

Project Manager: Chris Miller, 949-644-3043

Description:

This includes the design, permitting and construction of one or two bilge pumpout stations in the harbor for public use. Possible locations are at 15th Street and the Balboa Yacht Basin. In addition, enhancements to the harbor's existing oil collection centers will be studied and implemented. A bilge pumpout station is necessary to help maintain the harbor's water quality as well as to discourage boaters from using the sewage pumpout facilities to pumpout their bilges.

Proposed Expenses:

2019-2020

Design/Environmental/Permits	\$30,000
Right-of-Way/Acquisition	\$0
Construction	\$153,050
Other	\$0
Total	\$183,050

FUNDING SOURCE	ORG	OBJECT	REBUDGET \$	BUDGET \$	TOTAL
Tidelands Maintenance	10001	980000	\$183,050	\$0	\$183,050
TOTAL			\$183,050	\$0	\$183,050

Location: Newport Harbor



Harbor Bulkheads and Seawalls Repairs

Category: Parks, Harbors and Beaches
Project Manager: Peter Tauscher, 949-644-3316

Project No.: 19H08

Description:

This repairs various City bulkheads and seawalls around the harbor. Work may include increasing the seawall height or full wall replacement at select City street ends and boat yards, where flooding occurs during high tides and storm events. Design and construction will be performed by outside consultants and private contractors.

Proposed Expenses:

2019-2020

Design/Environmental/Permits	\$100,000
Right-of-Way/Acquisition	\$0
Construction	\$550,000
Other	\$0
Total	\$650,000

FUNDING SOURCE	ORG	OBJECT	REBUDGET \$	BUDGET \$	TOTAL
Tidelands Maintenance (18H13)	10001	980000	\$150,000	\$0	\$150,000
Tidelands Maintenance (19H08)	10001	980000	\$500,000	\$0	\$500,000
TOTAL			\$650,000	\$0	\$650,000

Location: Balboa Island, Balboa Peninsula



Harbor Maintenance / Minor Improvements

Category: Parks, Harbors and Beaches

Project No.: 18H09

Project Manager: Chris Miller, 949-644-3043

Description:

This provides funding for harbor related maintenance at City owned marinas, such as Marina Park and Balboa Yacht Basin, as well as public piers, facilities and waterways. Typical projects include electrical repairs and / or upgrades, dock repairs, navigational marker replacement or maintenance, general harbor maintenance and other miscellaneous improvements.

Proposed Expenses:	2019-2020
Design/Environmental/Permits	\$0
Right-of-Way/Acquisition	\$0
Construction	\$150,000
Other	\$0
Total	\$150,000

FUNDING SOURCE	ORG	OBJECT	REBUDGET \$	BUDGET \$	TOTAL
Tidelands Maintenance	10001	980000	\$150,000	\$0	\$150,000
TOTAL			\$150,000	\$0	\$150,000

Location: Harborwide



Harbor Piers Rehabilitation

Category: Parks, Harbors and Beaches
Project Manager: Peter Tauscher, 949-644-3316

Project No.: 19H02

Description:

This provides for the maintenance and repair of public piers located within the harbor. A consultant may prepare an inspection report that focuses on the condition of harbor piers to form the basis of the construction work. Staff prepares construction project plans and specifications based on the report recommendations. Harbor pier projects are assembled on an every other year basis, rotating with projects on ocean piers.

Proposed Expenses:	2019-2020
Design/Environmental/Permits	\$75,000
Right-of-Way/Acquisition	\$0
Construction	\$425,000
Other	\$0
Total	\$500,000

FUNDING SOURCE	ORG	OBJECT	REBUDGET \$	BUDGET \$	TOTAL
Tidelands Capital	10101	980000	\$300,000	\$200,000	\$500,000
TOTAL			\$300,000	\$200,000	\$500,000

Location: Newport Harbor



Harborwide Dredging / Planning

Category: Parks, Harbors and Beaches

Project No.: 18H07

Project Manager: Chris Miller, 949-644-3043

Description:

This provides for the preliminary planning, design, development, testing and permitting for future dredging of Newport Harbor.

Proposed Expenses:	2019-2020
Design/Environmental/Permits	\$500,000
Right-of-Way/Acquisition	\$0
Construction	\$3,600,000
Other	\$500,000
Total	\$4,600,000

FUNDING SOURCE	ORG	OBJECT	REBUDGET \$	BUDGET \$	TOTAL
Tidelands Maintenance	10001	980000	\$250,000	\$0	\$250,000
Tidelands Capital	10101	980000	\$0	\$4,350,000	\$4,350,000
TOTAL			\$250,000	\$4,350,000	\$4,600,000

Location:



Newport Pier Platform and Piles

Category: Parks, Harbors and Beaches
Project Manager: Michael Sinacori, 949-644-3342

Project No.: 16H14

Description:

This removes the existing restaurant building, replaces the center pier pilings and installs a new pier deck under the building site on Newport Pier. Also, this removes and replaces water and sewer lines, not including fire service lines, under the pier. A consultant prepares construction contract documents. A marine contractor constructs the improvements.

Proposed Expenses:	2019-2020
Design/Environmental/Permits	\$200,000
Right-of-Way/Acquisition	\$0
Construction	\$1,800,000
Other	\$0
Total	\$2,000,000

FUNDING SOURCE	ORG	OBJECT	REBUDGET \$	BUDGET \$	TOTAL
Tidelands Maintenance	10001	980000	\$1,300,000	\$0	\$1,300,000
Tidelands Capital	10101	980000	\$0	\$700,000	\$700,000
TOTAL			\$1,300,000	\$700,000	\$2,000,000

Location: Newport Pier



Ocean Piers Inspection and Maintenance

Category: Parks, Harbors and Beaches
Project Manager: Kathyryne Cho, 949-644-3014

Project No.: 17H03

Description:

This project provides for the biannual inspection and maintenance of the Newport Pier and Balboa Pier. A consultant prepares an inspection report that focuses on the condition of both piers to form the basis of construction work. Staff prepares construction project plans and specifications based on the report recommendations. Needed maintenance work may include crack sealing stringers and piles and replacing missing or broken timber members, corroded straps, and other identified deficiencies.

Proposed Expenses:

2019-2020

Design/Environmental/Permits	\$0
Right-of-Way/Acquisition	\$0
Construction	\$0
Other	\$251,400
Total	\$251,400

FUNDING SOURCE	ORG	OBJECT	REBUDGET \$	BUDGET \$	TOTAL
Tidelands Maintenance	10001	980000	\$251,400	\$0	\$251,400
TOTAL			\$251,400	\$0	\$251,400

Location: Newport Pier and Balboa Pier



Vessel Sewage Pumpouts Replacement

Category: Parks, Harbors and Beaches

Project No.: 20H13

Project Manager: Chris Miller, 949-644-3043

Description:

This replaces vessel sewer pumpout stations with more modern and rugged units. The City owns and operates five pumpout stations at four locations in Newport Harbor. The stations are not staffed but are inspected by Harbor Department staff on a weekly basis and as calls are received. These stations receive heavy and sometimes improper use requiring increased maintenance.

Proposed Expenses:	2019-2020
Design/Environmental/Permits	\$0
Right-of-Way/Acquisition	\$0
Construction	\$0
Other	\$125,000
Total	\$125,000

FUNDING SOURCE	ORG	OBJECT	REBUDGET \$	BUDGET \$	TOTAL
Tidelands Maintenance	10001	980000	\$0	\$125,000	\$125,000
TOTAL			\$0	\$125,000	\$125,000

Location: Harborwide



Water Quality and Environmental

<i>Pg</i>	<i>Project</i>	<i>Fund</i>	<i>Title</i>	<i>Est. Rebudget</i>	<i>New Budget</i>	<i>Total</i>
63	16X11	10001	Arches Storm Drain Dry Weather Diversion	\$119,000	\$0	\$119,000
63	16X11	13801	Arches Storm Drain Dry Weather Diversion	\$732,000	\$0	\$732,000
64	17X12	01201928	Newport Bay Water Wheel	\$8,000	\$0	\$8,000
64	17X12	13801	Newport Bay Water Wheel	\$1,680,000	\$0	\$1,680,000
65	17X11	01201928	TMDL Compliance/Water Quality Improvements	\$20,000	\$0	\$20,000
65	20X02	10001	TMDL Compliance/Water Quality Improvements	\$0	\$200,000	\$200,000
<i>Total Water Quality and Environmental</i>				\$2,559,000	\$200,000	\$2,759,000

Arches Storm Drain Dry Weather Diversion

Category: Water Quality and Environmental

Project No.: 16X11

Project Manager: John Kappeler, 949-644-3218

Description:

This diverts dry weather flows from two subwatersheds near Newport Boulevard at Coast Highway to the sanitary sewer system. Arches drain outlet is the endpoint for two large storm drains that collect and deliver runoff from neighboring areas to Newport Harbor. The west storm drain collects runoff from Hoag Hospital and areas upstream and the east storm drain runs along Old Newport Boulevard and into Costa Mesa upstream of 15th Street. Grant funding for this project is from the State Water Resources Control Board (SWRCB) under its Clean Beaches Initiative.

Proposed Expenses:

2019-2020

Design/Environmental/Permits	\$85,000
Right-of-Way/Acquisition	\$0
Construction	\$766,000
Other	\$0
Total	\$851,000

FUNDING SOURCE	ORG	OBJECT	REBUDGET \$	BUDGET \$	TOTAL
Tidelands Maintenance	10001	980000	\$119,000	\$0	\$119,000
Contributions	13801	980000	\$732,000	\$0	\$732,000
TOTAL			\$851,000	\$0	\$851,000

Location:



Newport Bay Water Wheel

Category: Water Quality and Environmental

Project No.: 17X12

Project Manager: John Kappeler, 949-644-3218

Description:

This provides a trash wheel collecting vessel that can capture garbage flowing down San Diego Creek from inland Orange County into Newport Bay. From its stationary position and modeled after the Baltimore Water Wheel, the wheel funnels incoming debris into an onboard holding bin to be emptied periodically. Grant funding for this project is provided by Ocean Protection Council.

Proposed Expenses:	2019-2020
Design/Environmental/Permits	\$300,000
Right-of-Way/Acquisition	\$0
Construction	\$1,388,000
Other	\$0
Total	\$1,688,000

FUNDING SOURCE	ORG	OBJECT	REBUDGET \$	BUDGET \$	TOTAL
General Fund	01201928	980000	\$8,000	\$0	\$8,000
Contributions	13801	980000	\$1,680,000	\$0	\$1,680,000
TOTAL			\$1,688,000	\$0	\$1,688,000

Location: San Diego Creek upstream of Jamboree Road Bridge



TMDL Compliance / Water Quality Improvements

Category: Water Quality and Environmental

Project No.: 20X02

Project Manager: John Kappeler, 949-644-3318

Description:

This provides funding for tasks to improve water quality in Newport Bay and canyon streams to meet State National Pollution Discharge Elimination System and Total Maximum Daily Load program requirements. Tasks may include preparing water quality improvement work plans, performing water quality and stream flow monitoring, analyzing data, implementing mitigation projects, and working with upstream stakeholders, regulatory agencies and non-governmental agencies.

Proposed Expenses:

2019-2020

Design/Environmental/Permits	\$0
Right-of-Way/Acquisition	\$0
Construction	\$80,000
Other	\$140,000
Total	\$220,000

FUNDING SOURCE	ORG	OBJECT	REBUDGET \$	BUDGET \$	TOTAL
General Fund (17X11)	01201928	980000	\$20,000	\$0	\$20,000
Tidelands Maintenance	10001	980000	\$0	\$200,000	\$200,000
TOTAL			\$20,000	\$200,000	\$220,000

Location: Citywide



Water

<i>Pg</i>	<i>Project</i>	<i>Fund</i>	<i>Title</i>	<i>Est. Rebudget</i>	<i>New Budget</i>	<i>Total</i>
66	18W13	70201932	16th Street Pump Station & Back Up Generator	\$150,000	\$200,000	\$350,000
67	19W12	7010	Advance Metering Infrastructure	\$3,300,000	\$0	\$3,300,000
68	19W13	70201931	Alta Vista Regulating Station Relocation	\$100,000	\$200,000	\$300,000
69	19W11	70201932	Balboa Island Water Main Replacement	\$276,700	\$0	\$276,700
70	16W12	70201931	Bay / Channel Crossings Main Replacement	\$891,970	\$0	\$891,970
71	20R09	70101	Grade Adjustments - Water Valves	\$0	\$80,000	\$80,000
72	16W14	70201931	Lido Village Water Main Replacement	\$108,000	\$0	\$108,000
73	20W11	70201931	Newport Pier Area Water Main Replacement	\$0	\$2,500,000	\$2,500,000
74	18W12	70201931	Transmission Main Valves Replacement	\$924,000	\$1,776,000	\$2,700,000
75	20W12	70201931	Via Lido Soud and Nord Water main Replacement	\$0	\$200,000	\$200,000
76	19W05	70201932	Water System Rehabilitation	\$100,000	\$0	\$100,000
76	20W05	70201932	Water System Rehabilitation	\$0	\$350,000	\$350,000
77	19W04	70201933	Water Well Rehabilitation	\$416,000	\$284,000	\$700,000
Total Water				\$6,266,670	\$5,590,000	\$11,856,670

16th Street Pump Station / Back Up Generator

Category: Water

Project No.: 18W13

Project Manager: Michael Sinacori, 949-644-3342

Description:

This provides explores the use of back up generators at the City's Utilities Yard and offsite water pumping stations. The 16th Street Reservoir and Pump Station provides 75 percent of the City's water supply from four City owned wells in Fountain Valley. Backup systems are in place to provide water to the City, however, an emergency generator allows the City to continue using well supplies.

Proposed Expenses:

2019-2020

Design/Environmental/Permits	\$350,000
Right-of-Way/Acquisition	\$0
Construction	\$0
Other	\$0
Total	\$350,000

FUNDING SOURCE	ORG	OBJECT	REBUDGET \$	BUDGET \$	TOTAL
Water Capital NMP	70201932	980000	\$150,000	\$200,000	\$350,000
TOTAL			\$150,000	\$200,000	\$350,000

Location: 949 W. 16th Street



Advanced Metering Infrastructure

Category: Water

Project No.: 19W12

Project Manager: Steffen Catron, 949-718-3402

Description:

This multi-year project replaces approximately 26,700 water meters in the City with automated meters that collect data without the need for manual meter reading. This infrastructure upgrade to the City's water meters is expected to provide better data on water consumption and use. The first year performs a trial period using a certain number of meters.

Proposed Expenses:	2019-2020
Design/Environmental/Permits	\$0
Right-of-Way/Acquisition	\$0
Construction	\$0
Other	\$3,300,000
Total	\$3,300,000

FUNDING SOURCE	ORG	OBJECT	REBUDGET \$	BUDGET \$	TOTAL
Water Enterprise	70101	980000	\$3,300,000	\$0	\$3,300,000
TOTAL			\$3,300,000	\$0	\$3,300,000

Location: Citywide



Alta Vista Regulating Station Relocation

Category: Water

Project No.: 19W13

Project Manager: Michael Sinacori, 949-644-3342

Description:

This relocates a regulating station located on Jamboree Road in the median close to Ford Road. The current location gets flooded by irrigation and needs to be moved to an improved location closer to the area it serves and away from high traffic. The relocation will lower maintenance costs and improve access for operations.

Proposed Expenses:	2019-2020
Design/Environmental/Permits	\$100,000
Right-of-Way/Acquisition	\$0
Construction	\$200,000
Other	\$0
Total	\$300,000

FUNDING SOURCE	ORG	OBJECT	REBUDGET \$	BUDGET \$	TOTAL
Water Capital NMP	70201932	980000	\$100,000	\$200,000	\$300,000
TOTAL			\$100,000	\$200,000	\$300,000

Location: Southbound Jamboree Road at Alder Place, between 921 and 927 Alder Place



Balboa Island Water Main Replacement

Category: Water
Project Manager: Alfred Castanon, 949-644-3314
Description:

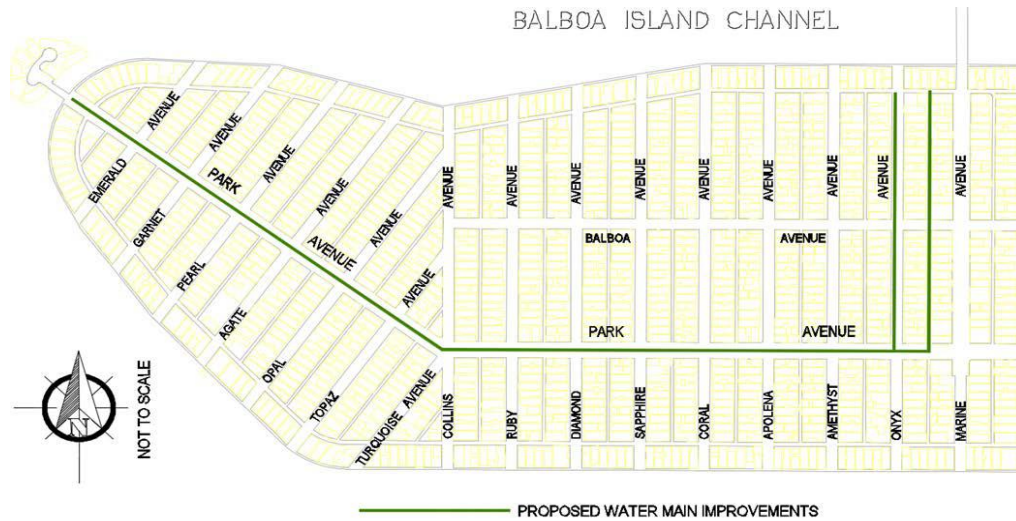
Project No.: 19W11

This project replaces deteriorated distribution and transmission mains on Balboa Island pursuant to the Water Master Plan. The work for this phase focuses on the replacement of existing cast iron water transmission mains on Park Avenue, Alleys No. 402B and 402A. The existing transmission main on Alleys No. 402B and 402A will be replaced with a new main to be located on Onyx Avenue.

Proposed Expenses:	2019-2020
Design/Environmental/Permits	\$0
Right-of-Way/Acquisition	\$0
Construction	\$276,700
Other	\$0
Total	\$276,700

FUNDING SOURCE	ORG	OBJECT	REBUDGET \$	BUDGET \$	TOTAL
Water Capital Distrib./Piping	70201931	980000	\$276,700	\$0	\$276,700
TOTAL			\$276,700	\$0	\$276,700

Location: Balboa Island



Bay / Channel Crossings Main Replacement

Category: Water

Project No.: 16W12

Project Manager: Ben Davis, 949-644-3317

Description:

This project involves extensive permitting, environmental clearance and final design for the replacement of water main crossings under the Newport Bay as identified in the Water Master Plan. Several of these existing pipelines are relatively old and have reached their design life. Plans and specifications are prepared by a consultant. Construction will be performed by a private contractor. These critical lines serve several island communities, such as Balboa Island.

Proposed Expenses:

2019-2020

Design/Environmental/Permits	\$891,970
Right-of-Way/Acquisition	\$0
Construction	\$0
Other	\$0
Total	\$891,970

FUNDING SOURCE	ORG	OBJECT	REBUDGET \$	BUDGET \$	TOTAL
Water Capital Distrib./Piping	70201931	980000	\$891,970	\$0	\$891,970
TOTAL			\$891,970	\$0	\$891,970

Location: Various pipelines under Newport Bay



Grade Adjustments - Water Valves

Category: Water

Project No.: 20R09

Project Manager: Michael Sinacori, 949-644-3342

Description:

This improves access covers on existing vaults and raises water valve boxes to grade. Priority is given to work related to street resurfacing and reconstruction. This project may include a separate contract to raise numerous existing valve boxes that are buried or paved over and to replace vault lids throughout the water system.

Proposed Expenses:

2019-2020

Design/Environmental/Permits	\$0
Right-of-Way/Acquisition	\$0
Construction	\$80,000
Other	\$0
Total	\$80,000

FUNDING SOURCE	ORG	OBJECT	REBUDGET \$	BUDGET \$	TOTAL
Water Enterprise	70101	980000	\$0	\$80,000	\$80,000
TOTAL			\$0	\$80,000	\$80,000

Location: Citywide



Lido Village Water Main Replacement

Category: Water

Project No.: 16W14

Project Manager: Alfred Castanon, 949-644-3314

Description:

This project removes and replaces older cast iron water mains as identified in the Water Master Plan in and around the old City Hall site. Most funding for construction is encumbered by contract. This funding is for remaining expenses such as construction contingency, utilities connections and incidentals.

Proposed Expenses:

2019-2020

Design/Environmental/Permits	\$0
Right-of-Way/Acquisition	\$0
Construction	\$108,000
Other	\$0
Total	\$108,000

FUNDING SOURCE	ORG	OBJECT	REBUDGET \$	BUDGET \$	TOTAL
Water Capital Distrib./Piping	70201931	980000	\$108,000	\$0	\$108,000
TOTAL			\$108,000	\$0	\$108,000

Location: Newport Boulevard from Channel Bridge to 19th Street



Newport Pier Area Water Main Replacement

Category: Water

Project No.: 20W11

Project Manager: Michael Sinacori, 949-644-3342

Description:

This project removes and replaces older cast iron and asbestos cement water mains as identified in the Water Master Plan around the Newport Pier area. In concert with the Utilities Undergrounding Assessment District No. 111 (AD 111) project, these deteriorated water mains will be replaced prior to the utility undergrounding work for this district. Plans and specifications are prepared by a consultant. Construction is performed by a private contractor.

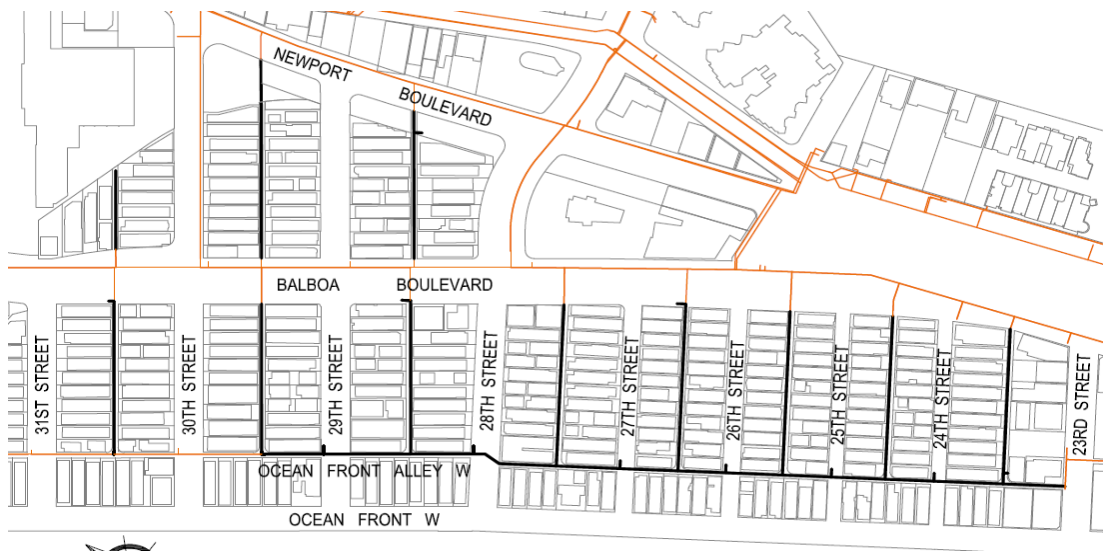
Proposed Expenses:

2019-2020

Design/Environmental/Permits	\$150,000
Right-of-Way/Acquisition	\$0
Construction	\$2,300,000
Other	\$50,000
Total	\$2,500,000

FUNDING SOURCE	ORG	OBJECT	REBUDGET \$	BUDGET \$	TOTAL
Water Pumping & Ops	70201931	980000	\$0	\$2,500,000	\$2,500,000
TOTAL			\$0	\$2,500,000	\$2,500,000

Location: Alleys near Newport Pier bordered by 31st Street to 23rd Street and between Ocean Front Alley West and Newport Boulevard.



— WATER MAIN REPLACEMENT LOCATIONS

Transmission Main Valves Replacement

Category: Water

Project No.: 18W12

Project Manager: Alfred Castanon, 949-644-3314

Description:

This project replaces large water transmission valves. The City has thousands of water line valves used to isolate sections for maintenance and operations. Many of the valves are small in nature and can be replaced during the normal course of business. Most of the large valves were installed with the pipeline years ago and are due to be replaced.

Proposed Expenses:	2019-2020
Design/Environmental/Permits	\$200,000
Right-of-Way/Acquisition	\$0
Construction	\$2,500,000
Other	\$0
Total	\$2,700,000

FUNDING SOURCE	ORG	OBJECT	REBUDGET \$	BUDGET \$	TOTAL
Water Capital Distrib./Piping	70201931	980000	\$924,000	\$1,776,000	\$2,700,000
TOTAL			\$924,000	\$1,776,000	\$2,700,000

Location: Citywide



Via Lido Soud and Nord Water Main Replacement

Category: Water
Project Manager: Michael Sinacori, 949-644-3342

Project No.: 20W12

Description:
 This project replaces the water mains located on Lido Isle along Via Lido Soud and Via Lido Nord. Design to be performed by a consultant. Funding for construction will be budgeted in a future year.

Proposed Expenses:	2019-2020
Design/Environmental/Permits	\$200,000
Right-of-Way/Acquisition	\$0
Construction	\$0
Other	\$0
Total	\$200,000

FUNDING SOURCE	ORG	OBJECT	REBUDGET \$	BUDGET \$	TOTAL
Water Capital Distrib./Piping	70201931	980000	\$0	\$200,000	\$200,000
TOTAL			\$0	\$200,000	\$200,000

Location: Via Lido Soud & Nord



Water System Rehabilitation

Category: Water

Project No.: 20W05

Project Manager: Michael Sinacori, 949-644-3342

Description:

This investigates and constructs various City water infrastructure elements (pipelines and valves) that need rehabilitation and/or replacement. Plans are prepared by staff or a consultant. Construction is performed by a private contractor.

Proposed Expenses:

2019-2020

Design/Environmental/Permits	\$100,000
Right-of-Way/Acquisition	\$0
Construction	\$350,000
Other	\$0
Total	\$450,000

FUNDING SOURCE	ORG	OBJECT	REBUDGET \$	BUDGET \$	TOTAL
Water Capital NMP (19W05)	70201932	980000	\$100,000	\$0	\$100,000
Water Capital NMP (20W05)	70201932	980000	\$0	\$350,000	\$350,000
TOTAL			\$100,000	\$350,000	\$450,000

Location: Citywide



Water Well Rehabilitation

Category: Water

Project No.: 19W04

Project Manager: Ben Davis, 949-644-3317

Description:

This project provides for the rehabilitation of the Tamura Deep Water Well. This water well is one of four wells that supply water to the City's distribution system. To maintain production and efficiency, water wells need to be rehabilitated regularly. Plans and specifications are prepared by a consultant. Construction is performed by a private contractor.

Proposed Expenses:	2019-2020
Design/Environmental/Permits	\$100,000
Right-of-Way/Acquisition	\$0
Construction	\$600,000
Other	\$0
Total	\$700,000

FUNDING SOURCE	ORG	OBJECT	REBUDGET \$	BUDGET \$	TOTAL
Water Pumping & Ops	70201933	980000	\$416,000	\$284,000	\$700,000
TOTAL			\$416,000	\$284,000	\$700,000

Location: Tamura Elementary School (17340 Santa Suzanne St., Fountain Valley)



Wastewater

<i>Pg</i>	<i>Project</i>	<i>Fund</i>	<i>Title</i>	<i>Est. Rebudget</i>	<i>New Budget</i>	<i>Total</i>
78	20S11	71201	Carnation Ave Sewer Main Replacement	\$0	\$250,000	\$250,000
79	20R09	71101	Grade Adjustments - Sewer Manhole Covers	\$0	\$150,000	\$150,000
80	18S04	71201	Sewer Lift Station Improvements	\$100,000	\$0	\$100,000
81	18S03	71201	Sewer Main Lining and Repairs	\$370,000	\$1,030,000	\$1,400,000
81	19S03	71101	Sewer Main Lining and Repairs - Jamboree Rd	\$300,000	\$0	\$300,000
Total Wastewater				\$770,000	\$1,430,000	\$2,200,000

Carnation Ave Sewer Main Replacement

Category: Wastewater
Project Manager: Michael Sinacori, 949-644-3342

Project No.: 20S11

Description:

This replaces a sewer main located underneath Carnation Avenue. Design will be performed by a consultant. Construction will be performed by a private contractor.

Proposed Expenses:	2019-2020
Design/Environmental/Permits	\$250,000
Right-of-Way/Acquisition	\$0
Construction	\$0
Other	\$0
Total	\$250,000

FUNDING SOURCE	ORG	OBJECT	REBUDGET \$	BUDGET \$	TOTAL
Wastewater Enterprise	71201	980000	\$0	\$250,000	\$250,000
TOTAL			\$0	\$250,000	\$250,000

Location:



Grade Adjustments - Sewer Manhole Covers

Category: Wastewater

Project No.: 20R09

Project Manager: Michael Sinacori, 949-644-3342

Description:

This improves access covers on existing vaults and raises sewer manholes to grade. Priority is given to work performed related to street resurfacing and reconstruction. This project may include a separate contract to raise numerous existing manholes that are buried or paved over and to replace and/or add sewer manholes in the system.

Proposed Expenses:	2019-2020
Design/Environmental/Permits	\$0
Right-of-Way/Acquisition	\$0
Construction	\$150,000
Other	\$0
Total	\$150,000

FUNDING SOURCE	ORG	OBJECT	REBUDGET \$	BUDGET \$	TOTAL
Wastewater Enterprise	71101	980000	\$0	\$150,000	\$150,000
TOTAL			\$0	\$150,000	\$150,000

Location: Citywide



Sewer Lift Station Improvements

Category: Wastewater
Project Manager: Michael Sinacori, 949-644-3342

Project No.: 18S04

Description:

The City owns 21 sewer lift stations that move wastewater from the community to the Orange County Sanitation District in Fountain Valley. As part of the Wastewater Master Plan, these stations are reconstructed or rebuilt as needed with new pumps and equipment to provide a safe and efficient means to move wastewater. Plans and specifications will be done by a consultant.

Proposed Expenses:	2019-2020
Design/Environmental/Permits	\$100,000
Right-of-Way/Acquisition	\$0
Construction	\$0
Other	\$0
Total	\$100,000

FUNDING SOURCE	ORG	OBJECT	REBUDGET \$	BUDGET \$	TOTAL
Wastewater Capital	71201	980000	\$100,000	\$0	\$100,000
TOTAL			\$100,000	\$0	\$100,000

Location: Citywide



Sewer Main Lining and Repairs

Category: Wastewater

Project No.: 19S03

Project Manager: Alfred Castanon, 949-644-3314

Description:

This funds sewer repair projects and other priority projects identified in the Wastewater Master Plan. Sewer line areas discovered to be damaged, deteriorated or problematic are packaged into projects so that repairs can be made. Funding from Orange County Sanitation District provides maintenance for a line segment on Jamboree Road that was transferred to the City.

Proposed Expenses:	2019-2020
Design/Environmental/Permits	\$200,000
Right-of-Way/Acquisition	\$0
Construction	\$1,500,000
Other	\$0
Total	\$1,700,000

FUNDING SOURCE	ORG	OBJECT	REBUDGET \$	BUDGET \$	TOTAL
Wastewater Capital (18S03)	71201	980000	\$370,000	\$1,030,000	\$1,400,000
Wastewater Enterprise (19S03)	71101	980000	\$300,000	\$0	\$300,000
TOTAL			\$670,000	\$1,030,000	\$1,700,000

Location: Citywide



Miscellaneous

<i>Pg</i>	<i>Project</i>	<i>Fund</i>	<i>Title</i>	<i>Est. Rebudget</i>	<i>New Budget</i>	<i>Total</i>
82	16M15	01201928	Affordable Housing	\$405,800	\$0	\$405,800
83	19M11	01201928	Aircraft Sound Monitoring	\$40,000	\$0	\$40,000
84	17A01	65002	Assessment District Coordination	\$150,000	\$0	\$150,000
84	17A11	53601	Assessment District Payment for City Parcels	\$308,400	\$0	\$308,400
85	15M12	01201928	Balboa Island Enhancements	\$129,500	\$0	\$129,500
86	19M12	53501	Balboa Village Enhanced Maintanance	\$23,100	\$20,000	\$43,100
87	16M11	53501	Balboa Village Façade Improvement Program	\$80,410	\$0	\$80,410
88	16M12	53501	Balboa Village Wayfinding Improvements	\$200,000	\$0	\$200,000
89	20M11	01201928	General Plan Update	\$0	\$1,500,000	\$1,500,000
90	20M13	53601	Orange Coast River Park Vision Plan	\$0	\$20,000	\$20,000
91	19M03	01201928	SCE Rule 20A Credit Purchase	\$150,000	\$0	\$150,000
92	111	66002	UUD AD 111	\$3,488,970	\$0	\$3,488,970
93	113	66302	UUD AD 113	\$440,320	\$5,336,500	\$5,776,820
94	116	65902	UUD AD 116	\$1,571,230	\$0	\$1,571,230
95	116B	66102	UUD AD 116B	\$932,380	\$0	\$932,380
96	117	65802	UUD AD 117	\$1,118,340	\$0	\$1,118,340
Total Miscellaneous				\$9,038,450	\$6,876,500	\$15,914,950

Affordable Housing

Category: Miscellaneous

Project No.: 16M15

Project Manager: Jaime Murillo, 949-644-3209


Description:

The City has an agreement with Habitat for Humanity Orange County to provide home repairs for lower income seniors. Staff estimates approximately 30 repair projects will be completed. This program is administered by the Community Development Department.

Proposed Expenses:	2019-2020
Design/Environmental/Permits	\$0
Right-of-Way/Acquisition	\$0
Construction	\$0
Other	\$405,800
Total	\$405,800

FUNDING SOURCE	ORG	OBJECT	REBUDGET \$	BUDGET \$	TOTAL
General Fund	01201928	980000	\$405,800	\$0	\$405,800
TOTAL			\$405,800	\$0	\$405,800

Location: Various locations



Aircraft Sound Monitoring

Category: Miscellaneous

Project No.: 19M11

Project Manager: Tara Finnigan, 949-644-3035

Description:

Sound monitoring is proposed near significant aircraft flight paths. Environmental sound monitoring allows data to be collected to understand and assess sound climate in the vicinity of sound sources. Continuous monitoring at certain locations can be helpful to identify patterns in the sound climate such as unusual peaks or gradual increases in sound levels over time.

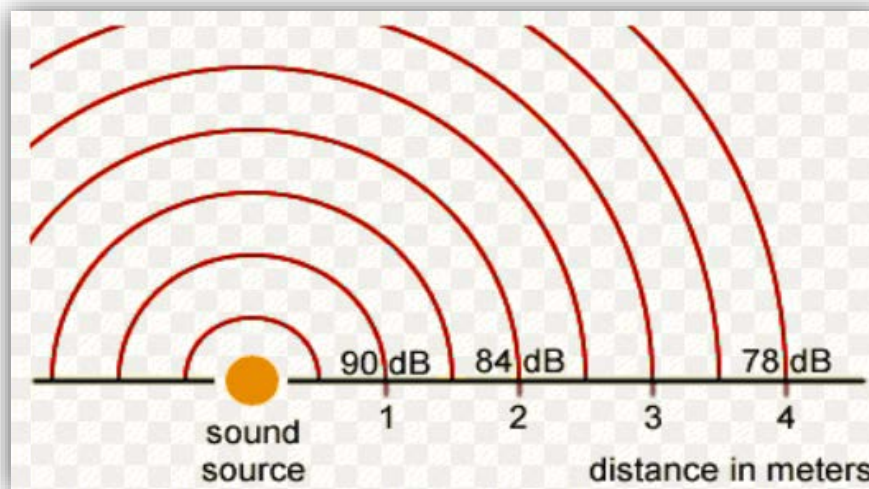
Proposed Expenses:

2019-2020

Design/Environmental/Permits	\$0
Right-of-Way/Acquisition	\$0
Construction	\$0
Other	\$40,000
Total	\$40,000

FUNDING SOURCE	ORG	OBJECT	REBUDGET \$	BUDGET \$	TOTAL
General Fund	01201928	980000	\$40,000	\$0	\$40,000
TOTAL			\$40,000	\$0	\$40,000

Location: To be determined



Balboa Island Enhancements

Category: Miscellaneous
Project Manager: Michael Sinacori, 949-644-3342

Project No.: 15M12

Description:
 This provides minor landscape and streetscape improvements and amenities on Balboa Island.

Proposed Expenses:	2019-2020
Design/Environmental/Permits	\$0
Right-of-Way/Acquisition	\$0
Construction	\$0
Other	\$129,500
Total	\$129,500

FUNDING SOURCE	ORG	OBJECT	REBUDGET \$	BUDGET \$	TOTAL
General Fund	01201928	980000	\$129,500	\$0	\$129,500
TOTAL			\$129,500	\$0	\$129,500

Location: Balboa Island



Balboa Village Enhanced Maintenance

Category: Miscellaneous
Project Manager: Michael Sinacori, 949-644-3342

Project No.: 19M12

Description:
 This provides some enhanced maintenance such as additional cleaning, facility refreshment, brush removal and steam cleaning services in Balboa Village.

Proposed Expenses:	2019-2020
Design/Environmental/Permits	\$0
Right-of-Way/Acquisition	\$0
Construction	\$0
Other	\$43,100
Total	\$43,100

FUNDING SOURCE	ORG	OBJECT	REBUDGET \$	BUDGET \$	TOTAL
Balboa Village Parking Mgmt	53501	980000	\$23,100	\$20,000	\$43,100
TOTAL			\$23,100	\$20,000	\$43,100

Location: Balboa Village and Balboa Boulevard



Balboa Village Façade Improvement Program

Category: Miscellaneous

Project No.: 16M11

Project Manager: Ben Zdeba, 949-644-3210

Description:

The Balboa Village Facade Improvement Program was created to partner with private property owners to rehabilitate commercial structures in Balboa Village and along Balboa Boulevard and is administered by Community Development Department staff. The program's aim is to promote property owners' investment in the rehabilitation of their buildings by offering financial grants to make exterior building improvements.

Proposed Expenses:

2019-2020

Design/Environmental/Permits	\$0
Right-of-Way/Acquisition	\$0
Construction	\$0
Other	\$80,410
Total	\$80,410

FUNDING SOURCE	ORG	OBJECT	REBUDGET \$	BUDGET \$	TOTAL
Balboa Village Parking Mgmt	53501	980000	\$80,410	\$0	\$80,410
TOTAL			\$80,410	\$0	\$80,410

Location: Balboa Village and Balboa Boulevard



Balboa Village Wayfinding Improvements

Category: Miscellaneous
Project Manager: Eric Loke, 949-644-3336

Project No.: 16M12

Description:

This provides for a new wayfinding program (including a couple of possible kiosks) in the public rights of way to assist residents, commuters and visitors find destinations and attractions in Balboa Village. The project aims to integrate navigational and communication tools to direct people to key places such as parking facilities, retail centers, bicycle and pedestrian access routes and other amenities and also to improve movement for pedestrians, cyclists and motorists. The scope of work will be determined by the Balboa Village Advisory Committee.

Proposed Expenses:

2019-2020

Design/Environmental/Permits	\$0
Right-of-Way/Acquisition	\$0
Construction	\$0
Other	\$200,000
Total	\$200,000

FUNDING SOURCE	ORG	OBJECT	REBUDGET \$	BUDGET \$	TOTAL
Balboa Village Parking Mgmt	53501	980000	\$200,000	\$0	\$200,000
TOTAL			\$200,000	\$0	\$200,000

Location: Balboa Boulevard between Adams Street and Palm Street



General Plan Update

Category: Miscellaneous
Project Manager: Seimone Jurjis, 949-644-3282

Project No.: 20M11

Description:

This provides funding for the General Plan Update as initiated on January 8, 2019. State law encourages cities and counties to comprehensively review the various elements of their general plans every ten years to ensure that elements are both current and reflect the community's vision and goals. Also, there have been changes in State law that need to be addressed. This multi-year program includes community outreach, public hearings and Environmental Impact Review.

Proposed Expenses:	2019-2020
Design/Environmental/Permits	\$0
Right-of-Way/Acquisition	\$0
Construction	\$0
Other	\$1,500,000
Total	\$1,500,000

FUNDING SOURCE	ORG	OBJECT	REBUDGET \$	BUDGET \$	TOTAL
General Fund	01201928	980000	\$0	\$1,500,000	\$1,500,000
TOTAL			\$0	\$1,500,000	\$1,500,000

Location: N/A



Orange Coast River Park Vision Plan

Category: Miscellaneous
Project Manager: Michael Sinacori, 949-644-3342

Project No.: 20M13

Description:

The Orange Coast River Park (OCRP) Conservancy requests a contribution from the Cities of Newport Beach, Huntington Beach, and Costa Mesa and County of Orange to fund the preparation of a Vision Plan. The OCRP Conservancy is developing a “Vision Plan for the Orange Coast River Park”. This Plan provides a suggested framework for future projects within OCRP and provides an ongoing data base of existing plans, studies and identified gaps (i.e., trails, signs, access, restoration, etc.)

Proposed Expenses:	2019-2020
Design/Environmental/Permits	\$0
Right-of-Way/Acquisition	\$0
Construction	\$0
Other	\$20,000
Total	\$20,000

FUNDING SOURCE	ORG	OBJECT	REBUDGET \$	BUDGET \$	TOTAL
Neighborhood Enhancement	53601	980000	\$0	\$20,000	\$20,000
TOTAL			\$0	\$20,000	\$20,000

Location: N/A



SCE Rule 20A Credit Purchase

Category: Miscellaneous
Project Manager: Michael Sinacori, 949-644-3342

Project No.: 19M03

Description:

The California Public Utilities Commission sets Rule 20 policies and procedures for the conversion of overhead utility facilities to underground. Under Rule 20, underground utility projects may be financed by utility rate money, combined rate funds and local tax proceeds, depending on whether the project is classified under the Rule 20A, Rule 20B, or Rule 20C provision. The City previously purchased other agencies' unused Rule 20A allocations following negotiations and Council approval of MOUs. These additional credits are saved for the next 20A project which is located on Balboa Boulevard.

Proposed Expenses:	2019-2020
Design/Environmental/Permits	\$0
Right-of-Way/Acquisition	\$0
Construction	\$0
Other	\$150,000
Total	\$150,000

FUNDING SOURCE	ORG	OBJECT	REBUDGET \$	BUDGET \$	TOTAL
General Fund	01201928	980000	\$150,000	\$0	\$150,000
TOTAL			\$150,000	\$0	\$150,000

Location: N/A



Utilities Undergrounding AD 111

Category: Miscellaneous
Project Manager: Michael Sinacori, 949-644-3342

Project No.: 66002

Description:
 AD 111 is generally bounded by Newport Boulevard, 23rd Street, Ocean Front West, and 31st Street. This Assessment District (AD) provides the means to remove overhead utilities and replace them with underground facilities for power, telephone and cable facilities to enhance neighborhood aesthetics, safety and reliability. This assessment district was formed at the request of local property owners through a multi-step, legal process and is financed by the property owners within the designated boundary map.

Proposed Expenses:	2019-2020
Design/Environmental/Permits	\$0
Right-of-Way/Acquisition	\$0
Construction	\$2,837,886
Other	\$651,074
Total	\$3,488,960

FUNDING SOURCE	ORG	OBJECT	REBUDGET \$	BUDGET \$	TOTAL
Construction - Electric	66002	941001	\$1,550,000	\$0	\$1,550,000
Construction -Phone	66002	941002	\$769,000	\$0	\$769,000
Construction - Cable	66002	941029	\$268,000	\$0	\$268,000
Construction - Contingency	66002	941004	\$250,886	\$0	\$250,886
Design, Financing & Other Costs	66002	various	\$651,074	\$0	\$651,074
TOTAL			\$3,488,960	\$0	\$3,488,960

Location: Newport Blvd., 23rd Street, Ocean Front W and 31st Street



Utilities Undergrounding AD 113

Category: Miscellaneous
Project Manager: Michael Sinacori, 949-644-3342

Project No.: 66302

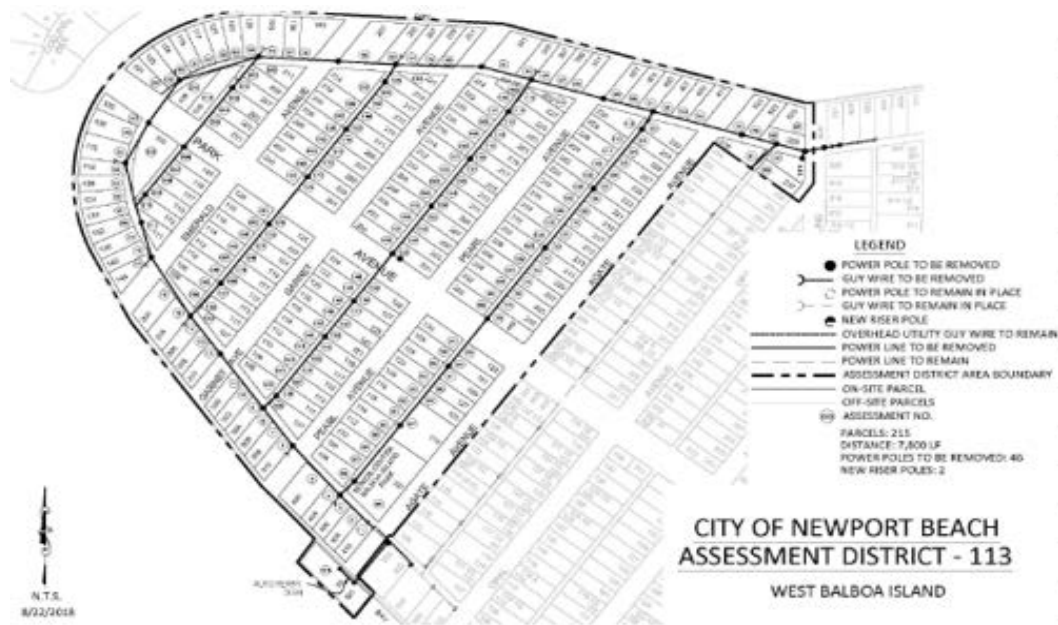
Description:

AD 113 consists of the western portion of Balboa Island, bounded by North and South Bay Front Avenue, Agave Avenue and the northern portion of Collins Avenue. This Assessment District (AD) provides the means to remove overhead utilities and replace them with underground facilities for power, telephone and cable facilities to enhance neighborhood aesthetics, safety and reliability. This assessment district was formed at the request of local property owners through a multi-step, legal process and is financed by the property owners within the designated boundary map.

Proposed Expenses:	2019-2020
Design/Environmental/Permits	\$0
Right-of-Way/Acquisition	\$0
Construction	\$4,636,320
Other	\$1,140,500
Total	\$5,776,820

FUNDING SOURCE	ORG	OBJECT	REBUDGET \$	BUDGET \$	TOTAL
Construction - Electric	66302	941001	\$440,320	\$0	\$440,320
Construction -Phone	66302	941002	\$0	\$78,000	\$78,000
Construction - Cable	66302	941029	\$0	\$3,452,000	\$3,452,000
Construction - Contingency	66302	941004	\$0	\$666,000	\$666,000
Design, Financing & Other Costs	66302	various	\$0	\$1,140,500	\$1,140,500
TOTAL			\$440,320	\$5,336,500	\$5,776,820

Location: Western portion of Balboa Island



City of Newport Beach
Underground Utility Assessment District No. 113 (West Balboa Island)
Final Engineer's Report
November 27, 2018 | 23

Utilities Undergrounding AD 116

Category: Miscellaneous
Project Manager: Michael Sinacori, 949-644-3342
Description:

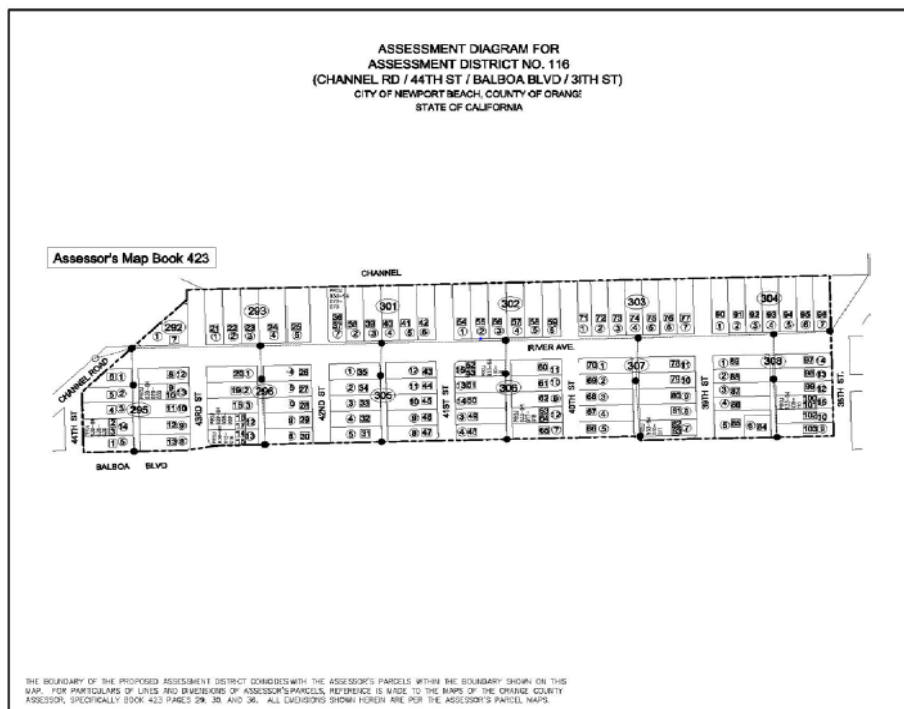
Project No.: 65902

AD 116 is generally bounded by Channel Road east of River Avenue, 38th Street, Balboa Boulevard, and 44th Street. This Assessment District (AD) provides the means to remove overhead utilities and replace them with underground facilities for power, telephone and cable facilities to enhance neighborhood aesthetics, safety and reliability. This assessment district was formed at the request of local property owners through a multi-step, legal process and is financed by the property owners within the designated boundary map.

Proposed Expenses:	2019-2020
Design/Environmental/Permits	
Right-of-Way/Acquisition	\$0
Construction	\$1,293,100
Other	\$278,130
Total	\$1,571,230

FUNDING SOURCE	ORG	OBJECT	REBUDGET \$	BUDGET \$	TOTAL
Construction - Electric	65902	980000	\$601,733	\$0	\$601,733
Construction -Phone	65902	980000	\$394,267	\$0	\$394,267
Construction - Cable	65902	980000	\$155,000	\$0	\$155,000
Construction - Contingency	65902	980000	\$142,100	\$0	\$142,100
Design, Financing & Other Costs	65902	various	\$278,130	\$0	\$278,130
TOTAL			\$1,571,230	\$0	\$1,571,230

Location: Channel Road east of River Ave., 38th Street, Balboa Boulevard and 44th Street



Utilities Undergrounding AD 116B

Category: Miscellaneous
Project Manager: Michael Sinacori, 949-644-3342

Project No.: 66102

Description:

AD 116B is generally bounded by Balboa Boulevard, Neptune Avenue, 47th Street, 45th Street, and Channel Road. This Assessment District (AD) provides the means to remove overhead utilities and replace them with underground facilities for power, telephone and cable facilities to enhance neighborhood aesthetics, safety and reliability. This assessment district was formed at the request of local property owners through a multi-step, legal process and is financed by the property owners within the designated boundary map.

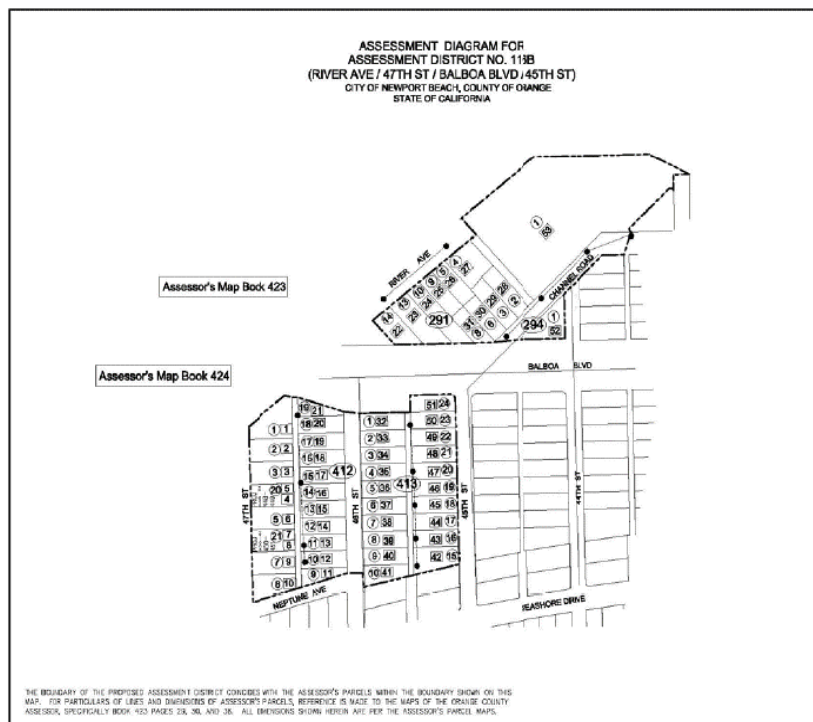
Proposed Expenses:

2019-2020

Design/Environmental/Permits	\$0
Right-of-Way/Acquisition	\$0
Construction	\$677,540
Other	\$254,840
Total	\$932,380

FUNDING SOURCE	ORG	OBJECT	REBUDGET \$	BUDGET \$	TOTAL
Construction - Electric	66102	980000	\$327,100	\$0	\$327,100
Construction -Phone	66102	980000	\$190,440	\$0	\$190,440
Construction - Cable	66102	980000	\$95,000	\$0	\$95,000
Construction - Contingency	66102	980000	\$65,000	\$0	\$65,000
Design, Financing & Other Costs	66102	various	\$254,840		\$254,840
		TOTAL	\$932,380	\$0	\$932,380

Location: River Ave., Balboa Blvd., Neptune Ave., 47th Street, 45th Street and Channel Road



Utilities Undergrounding AD 117

Category: Miscellaneous
Project Manager: Michael Sinacori, 949-644-3342

Project No.: 65802

Description:

AD 117 is generally bounded by Bayside Drive, Acacia Avenue, Avocado Avenue, East Coast Highway and Carnation Avenue. This Assessment District (AD) provides the means to remove overhead utilities and replace them with underground facilities for power, telephone and cable facilities to enhance neighborhood aesthetics, safety and reliability. This assessment district was formed at the request of local property owners through a multi-step, legal process and is financed by the property owners within the designated boundary map. Construction is currently underway.

Proposed Expenses:

2019-2020

Design/Environmental/Permits	\$0
Right-of-Way/Acquisition	\$0
Construction	\$1,118,340
Other	\$0
Total	\$1,118,340

FUNDING SOURCE	ORG	OBJECT	REBUDGET \$	BUDGET \$	TOTAL
Construction - Electric	65802	980000	\$1,118,340	\$0	\$1,118,340
Construction -Phone	65802	980000	\$0	\$0	\$0
Construction - Cable	65802	980000	\$0	\$0	\$0
Construction - Contingency	65802	980000	\$0	\$0	\$0
Design, Financing & Other Costs	various	980000	\$0	\$0	\$0
TOTAL			\$1,118,340	\$0	\$1,118,340

Location: Bayside Dr., Avocado Ave., Acacia Ave., East Coast Hwy., Carnation Ave.



Project Fund Summary

Fund	Org	FY 2019-2020 Proposed Budget			
012	General Fund - CIP		Rebudget	Budget	Total
	01201925	Facilities	\$1,009,400	\$0	\$1,009,400
	01201926	Drainage	\$454,600	\$650,000	\$1,104,600
	01201927	Streets	\$2,828,500	\$2,850,000	\$5,678,500
	01201928	Miscellaneous	\$853,300	\$1,500,000	\$2,353,300
	01201929	Parks	\$800,000	\$0	\$800,000
		Total General Fund - CIP	\$5,945,800	\$5,000,000	\$10,945,800
012	Oceanfront Encroachment		Rebudget	Budget	Total
	01201938	Oceanfront Encroachment	\$75,000	\$0	\$75,000
		Total Oceanfront Encroachment	\$75,000	\$0	\$75,000
		Tide and Submerged Lands			
			Rebudget	Budget	Total
100	10001	Tide and Submerged Lands - Maintenance	\$4,403,450	\$1,175,000	\$5,578,450
101	10101	Tide and Submerged Lands - Capital	\$360,000	\$5,450,000	\$5,810,000
		Total Tide and Submerged Lands	\$4,763,450	\$6,625,000	\$11,388,450
121	Gas Tax		Rebudget	Budget	Total
	12101	Gas Tax	\$1,763,990	\$1,500,000	\$3,263,990
		Total Gas Tax	\$1,763,990	\$1,500,000	\$3,263,990
		Measure M			
			Rebudget	Budget	Total
122	12201	Measure M Fair Share	\$1,235,900	\$2,100,000	\$3,335,900
123	1230053	Measure M Competitive - Transportation	\$2,962,000	\$0	\$2,962,000
		Total Measure M	\$4,197,900	\$2,100,000	\$6,297,900
126	SB 1 - Road Maintenance Repair Act		Rebudget	Budget	Total
	12601	RMRA	\$1,414,600	\$1,500,000	\$2,914,600
		Total RMRA	\$1,414,600	\$1,500,000	\$2,914,600

Fund	Org	FY 2019-2020 Proposed Budget		
Contributions		Rebudget	Budget	Total
135	<i>13501 Contributions</i>	\$238,370	\$500,000	\$738,370
138	<i>13801 Environmental Contributions</i>	\$2,412,000	\$0	\$2,412,000
Total Contributions		\$2,650,370	\$500,000	\$3,150,370
140 Transportation and Circulation		Rebudget	Budget	Total
	<i>14001 Transportation and Circulation</i>	\$200,000	\$0	\$200,000
Total Transportation and Circulation		\$200,000	\$0	\$200,000
141 Building Excise Tax		Rebudget	Budget	Total
	<i>14101 Building Excise Tax</i>	\$31,000	\$360,000	\$391,000
Total Building Excise Tax		\$31,000	\$360,000	\$391,000
142 AQMD Subvention		Rebudget	Budget	Total
	<i>14201 AQMD Subvention</i>	\$0	\$350,000	\$350,000
Total AQMD Subvention		\$0	\$350,000	\$350,000
160 Environmental Liability		Rebudget	Budget	Total
	<i>16001 Environmental Liability</i>	\$500,000	\$580,000	\$1,080,000
Total Environmental Liability		\$500,000	\$580,000	\$1,080,000
Major Facilities Financing Plan		Rebudget	Budget	Total
531	<i>53101 Junior Guards</i>	\$50,000	\$0	\$50,000
532	<i>53201 Fire Stations</i>	\$9,796,810	\$0	\$9,796,810
561	<i>56101 Sunset Ridge Park</i>	\$89,500	\$0	\$89,500
562	<i>56201 Parks and Community Centers</i>	\$3,224,100	\$6,000,000	\$9,224,100
572	<i>57201 Master Facilities Plan</i>	\$50,000	\$0	\$50,000
Total Major Facilities Financing Plan		\$13,210,410	\$6,000,000	\$19,210,410
535 Balboa Village Parking Management District		Rebudget	Budget	Total
	<i>53501 Balboa Village Parking Mgmt District</i>	\$635,510	\$20,000	\$655,510
Total Balboa Village Parking Management District		\$635,510	\$20,000	\$655,510

Fund	Org	FY 2019-2020 Proposed Budget			
536	Neighborhood Enhancement		Rebudget	Budget	Total
	53601	Neighborhood Enhancement	\$1,444,250	\$4,909,000	\$6,353,250
		Total Neighborhood Enhancement	\$1,444,250	\$4,909,000	\$6,353,250
571	Facilities Maintenance		Rebudget	Budget	Total
	57101	Facilities Maintenance	\$153,920	\$2,340,600	\$2,494,520
		Total Facilities Maintenance	\$153,920	\$2,340,600	\$2,494,520
701	Water Enterprise		Rebudget	Budget	Total
	70101	Water Enterprise	\$3,300,000	\$230,000	\$3,530,000
		Total Water Enterprise	\$3,300,000	\$230,000	\$3,530,000
702	Water Capital		Rebudget	Budget	Total
	70201931	Distribution and Piping	\$2,200,670	\$4,676,000	\$6,876,670
	70201932	NMP Distribution and Piping	\$350,000	\$550,000	\$900,000
	70201933	NMP Pumping and Operations	\$416,000	\$284,000	\$700,000
		Total Water Capital	\$2,966,670	\$5,510,000	\$8,476,670
711	Wastewater Enterprise		Rebudget	Budget	Total
	71101	Wastewater Enterprise	\$300,000	\$150,000	\$450,000
		Total Wastewater Enterprise	\$300,000	\$150,000	\$450,000
712	Wastewater Capital		Rebudget	Budget	Total
	71201	Wastewater Capital	\$470,000	\$1,480,000	\$1,950,000
		Total Wastewater Capital	\$470,000	\$1,480,000	\$1,950,000
		Subtotal for All CIP Projects	\$44,022,870	\$38,804,600	\$82,827,470

Fund			FY 2019-2020 Proposed Budget		
UD AD Improvement Funds			Rebudget	Budget	Total
General	65002	Assessment District Coordination	\$150,000	\$0	\$150,000
AD 111	66002	Newport / 23rd / Ocean Front W / 31st	\$3,488,970	\$0	\$3,488,970
AD 113	66302	West Balboa Island	\$440,320	\$5,336,500	\$5,776,820
AD 116	65902	Channel / 44th / Balboa Bl / 38th	\$1,571,230	\$0	\$1,571,230
AD 116B	66102	River / 47th / Balboa Bl / 45th	\$932,380	\$0	\$932,380
AD 117	65802	Carnation / Begonia / Acacia	\$1,118,340	\$0	\$1,118,340
Total UUD AD Improvement Funds			\$7,701,240	\$5,336,500	\$13,037,740
Total for All Funds			\$51,724,110	\$44,491,100	\$96,215,210

Project Listing by Funding Source

GENERAL FUND

<i>Pg</i>	<i>Project</i>	<i>01201925 Facilities</i>	<i>Category</i>	<i>Est. Rbudget</i>	<i>New Budget</i>	<i>Total</i>
5	19F02	Facilities Maintenance Master Plan	Facilities	\$275,000	\$0	\$275,000
11	17F12	Police Facility Remodel	Facilities	\$734,400	\$0	\$734,400
<i>Subtotal</i>				\$1,009,400	\$0	\$1,009,400
<i>Pg</i>	<i>Project</i>	<i>01201926 Drainage</i>	<i>Category</i>	<i>Est. Rbudget</i>	<i>New Budget</i>	<i>Total</i>
14	19D11	Balboa Island Drainage Master Plan/Pump Stations	Str/Dr	\$54,600	\$200,000	\$254,600
32	18D02	Storm Drain System Repair / Rehabilitation	Str/Dr	\$50,000	\$0	\$50,000
32	19D02	Storm Drain System Repair / Rehabilitation	Str/Dr	\$350,000	\$450,000	\$800,000
<i>Subtotal</i>				\$454,600	\$650,000	\$1,104,600
<i>Pg</i>	<i>Project</i>	<i>01201927 Streets</i>	<i>Category</i>	<i>Est. Rbudget</i>	<i>New Budget</i>	<i>Total</i>
12	15R18	Alleys Reconstruction	Str/Dr	\$186,000	\$0	\$186,000
37	18T03	Balboa Peninsula Crosswalks Improvements	Transp	\$29,400	\$0	\$29,400
37	19T11	Balboa Peninsula Crosswalks Improvements	Transp	\$165,200	\$0	\$165,200
16	16R12	Bayside Dr Pavement Rehabilitation	Str/Dr	\$271,250	\$0	\$271,250
21	18R21	Concrete Street Pavement Reconstruction	Str/Dr	\$0	\$300,000	\$300,000
40	19T12	Dover Shores Traffic Study	Transp	\$27,790	\$0	\$27,790
22	15L01	Landscape Enhancement Program	Str/Dr	\$43,660	\$0	\$43,660
22	19L01	Landscape Enhancement Program	Str/Dr	\$483,000	\$0	\$483,000
24	17R13	Marine Ave Reconstruction	Str/Dr	\$237,500	\$0	\$237,500
31	19R04	Slurry Seal Program	Str/Dr	\$860,000	\$0	\$860,000
31	20R04	Slurry Seal Program	Str/Dr	\$0	\$910,000	\$910,000
33	20R03	Street Pavement Repair Program	Str/Dr	\$0	\$500,000	\$500,000
34	17V02	Streetlight Rehabilitation Program	Str/Dr	\$121,000	\$0	\$121,000
49	15T09	Superior Ave Overcrossing and Parking Lot	PHB	\$95,000	\$0	\$95,000
43	19T03	Traffic Signage, Striping and Marking	Transp	\$308,700	\$0	\$308,700
43	20T03	Traffic Signage, Striping and Marking	Transp	\$0	\$300,000	\$300,000
44	20T01	Traffic Signal Rehabilitation Program	Transp	\$0	\$840,000	\$840,000
<i>Subtotal</i>				\$2,828,500	\$2,850,000	\$5,678,500

GENERAL FUND

<i>Pg</i>	<i>Project</i>	<i>01201928 Miscellaneous</i>	<i>Category</i>	<i>Est. Rebudget</i>	<i>New Budget</i>	<i>Total</i>
82	16M15	Affordable Housing	Misc	\$405,800	\$0	\$405,800
83	19M11	Aircraft Sound Monitoring	Misc	\$40,000	\$0	\$40,000
85	15M12	Balboa Island Enhancements	Misc	\$129,500	\$0	\$129,500
30	17M12	Slope Erosion Control / Enhancements	Misc	\$100,000	\$0	\$100,000
89	20M11	General Plan Update	Misc	\$0	\$1,500,000	\$1,500,000
64	17X12	Newport Bay Water Wheel	WQ/Env	\$8,000	\$0	\$8,000
91	19M03	SCE Rule 20A Credit Purchase	Misc	\$150,000	\$0	\$150,000
65	17X11	TMDL Compliance / Water Quality Improvements	WQ/Env	\$20,000	\$0	\$20,000
<i>Subtotal</i>				\$853,300	\$1,500,000	\$2,353,300
<i>Pg</i>	<i>Project</i>	<i>01201929 Parks</i>	<i>Category</i>	<i>Est. Rebudget</i>	<i>New Budget</i>	<i>Total</i>
46	19P12	Park Walls and Staircases Rehabilitation	PHB	\$500,000	\$0	\$500,000
47	19P01	Playground Refurbishment Program	PHB	\$300,000	\$0	\$300,000
<i>Subtotal</i>				\$800,000	\$0	\$800,000
<i>Total General Fund</i>				\$5,945,800	\$5,000,000	\$10,945,800

OCEANFRONT ENCROACHMENT

<i>Pg</i>	<i>Project</i>	<i>01201938 Oceanfront Encroachment</i>	<i>Category</i>	<i>Est. Rebudget</i>	<i>New Budget</i>	<i>Total</i>
42	18T11	Ocean Front Bike Safety Improvements	Transp	\$75,000	\$0	\$75,000
<i>Subtotal</i>				\$75,000	\$0	\$75,000
<i>Total Oceanfront Encroachment</i>				\$75,000	\$0	\$75,000

TIDE AND SUBMERGED LANDS

<i>Pg</i>	<i>Project</i>	<i>10001 Tide and Submerged Lands - Maint</i>	<i>Category</i>	<i>Est. Rebudget</i>	<i>New Budget</i>	<i>Total</i>
51	16H11	American Legion Bulkhead	PHB	\$1,000,000	\$0	\$1,000,000
63	16X11	Arches Storm Drain Dry Weather Diversion	WQ/Env	\$119,000	\$0	\$119,000
53	20H12	Balboa Yacht Basin Major Dock Maintenance	PHB	\$0	\$150,000	\$150,000
54	20H04	Beach and Bay Sand Management	PHB	\$0	\$700,000	\$700,000
55	18H12	Bilge Pumpout Dock / Oil Collection Centers	PHB	\$183,050	\$0	\$183,050
56	18H13	Harbor Bulkhead / Seawalls Repairs	PHB	\$150,000	\$0	\$150,000
56	19H08	Harbor Bulkhead / Seawalls Repairs	PHB	\$500,000	\$0	\$500,000
57	18H09	Harbor Maintenance / Minor Improvements	PHB	\$150,000	\$0	\$150,000
59	18H07	Harborwide Dredging / Planning	PHB	\$250,000	\$0	\$250,000
60	16H14	Newport Pier Platform and Piles	PHB	\$1,300,000	\$0	\$1,300,000
61	17H03	Ocean Piers Inspection and Maintenance	PHB	\$251,400	\$0	\$251,400

TIDE AND SUBMERGED LANDS

<i>Pg</i>	<i>Project</i>	<i>10001 Tide and Submerged Lands - Maint</i>	<i>Category</i>	<i>Est. Rebudget</i>	<i>New Budget</i>	<i>Total</i>
35	19D03	Tide Valve Replacement Program	Str/Dr	\$500,000	\$0	\$500,000
65	20X02	TMDL Compliance / Water Quality Improvements	WQ/Env	\$0	\$200,000	\$200,000
62	20H13	Vessel Sewage Pumpouts Replacement	PHB	\$0	\$125,000	\$125,000
<i>Subtotal</i>				\$4,403,450	\$1,175,000	\$5,578,450
<i>Pg</i>	<i>Project</i>	<i>10101 Tide and Submerged Lands - Capital</i>	<i>Category</i>	<i>Est. Rebudget</i>	<i>New Budget</i>	<i>Total</i>
52	19H11	Balboa Island / 10th Street Swim Platforms	PHB	\$60,000	\$0	\$60,000
58	19H02	Harbor Piers Rehabilitation	PHB	\$300,000	\$200,000	\$500,000
59	18H07	Harborwide Dredging / Planning	PHB	\$0	\$4,350,000	\$4,350,000
60	16H14	Newport Pier Platform and Piles	PHB	\$0	\$700,000	\$700,000
35	19D03	Tide Valve Replacement Program	Str/Dr	\$0	\$200,000	\$200,000
<i>Subtotal</i>				\$360,000	\$5,450,000	\$5,810,000
<i>Total Tide and Submerged Lands</i>				\$4,763,450	\$6,625,000	\$11,388,450

GAS TAX

<i>Pg</i>	<i>Project</i>	<i>12101 Gas Tax</i>	<i>Category</i>	<i>Est. Rebudget</i>	<i>New Budget</i>	<i>Total</i>
17	19R21	Bison Ave/San Joaquin Hills Rd Pavement Rehab	Str/Dr	\$131,400	\$0	\$131,400
18	19R22	Bonita Canyon Dr Pavement Rehabilitation	Str/Dr	\$58,570	\$0	\$58,570
19	20R21	Cameo Highlands Street Rehabilitation	Str/Dr	\$0	\$1,400,000	\$1,400,000
39	17T12	Coast Hwy Traffic Signal Synchronization	Transp	\$553,300	\$0	\$553,300
21	18R21	Concrete Street Pavement Reconstruction	Str/Dr	\$468,500	\$100,000	\$568,500
27	18R25	Ocean Blvd Concrete Pavement Reconstruction	Str/Dr	\$200,000	\$0	\$200,000
28	15R19	Old Newport Blvd / W Coast Hwy Modifications	Str/Dr	\$128,670	\$0	\$128,670
34	19V02	Streetlight Rehabilitation Program	Str/Dr	\$125,000	\$0	\$125,000
44	19T01	Traffic Signal Rehabilitation Program	Transp	\$98,550	\$0	\$98,550
<i>Subtotal</i>				\$1,763,990	\$1,500,000	\$3,263,990
<i>Total Gas Tax</i>				\$1,763,990	\$1,500,000	\$3,263,990

MEASURE M

<i>Pg</i>	<i>Project</i>	<i>12201 Measure M Fair Share</i>	<i>Category</i>	<i>Est. Rebudget</i>	<i>New Budget</i>	<i>Total</i>
37	19T11	Balboa Peninsula Crosswalks Improvements	Transp	\$0	\$155,400	\$155,400
15	17R11	Balboa Village Streetscape Improvements	Str/Dr	\$19,100	\$0	\$19,100
17	19R21	Bison Ave/San Joaquin Hills Rd Pavement Rehab	Str/Dr	\$916,800	\$913,100	\$1,829,900

MEASURE M

<i>Pg</i>	<i>Project</i>	<i>12201 Measure M Fair Share</i>	<i>Category</i>	<i>Est. Rebudget</i>	<i>New Budget</i>	<i>Total</i>
20	20R06	Concrete Replacement Annual Program	Str/Dr	\$0	\$500,000	\$500,000
21	18R21	Concrete Street Pavement Reconstruction	Str/Dr	\$0	\$531,500	\$531,500
23	18R23	MacArthur Blvd / University Dr Pavement Rehab	Str/Dr	\$300,000	\$0	\$300,000
<i>Subtotal</i>				\$1,235,900	\$2,100,000	\$3,335,900
<i>Pg</i>	<i>Project</i>	<i>1230053 Measure M Comp Transportation</i>	<i>Category</i>	<i>Est. Rebudget</i>	<i>New Budget</i>	<i>Total</i>
38	17T13	Balboa Peninsula Summer Trolley	Transp	\$334,000	\$0	\$334,000
38	19T13	Balboa Peninsula Summer Trolley	Transp	\$278,400	\$0	\$278,400
49	15T09	Superior Ave Overcrossing and Parking Lot	PHB	\$2,349,600	\$0	\$2,349,600
<i>Subtotal</i>				\$2,962,000	\$0	\$2,962,000
<i>Total Measure M</i>				\$4,197,900	\$2,100,000	\$6,297,900

SB1 - Road Maintenance and Rehabilitation Account (RMRA)

<i>Pg</i>	<i>Project</i>	<i>12601 RMRA</i>	<i>Category</i>	<i>Est. Rebudget</i>	<i>New Budget</i>	<i>Total</i>
17	19R21	Bison Ave/San Joaquin Hills Rd Pavement Rehab	Str/Dr	\$1,414,600	\$0	\$1,414,600
19	20R21	Cameo Highlands Street Rehabilitation	Str/Dr	\$0	\$1,500,000	\$1,500,000
<i>Subtotal</i>				\$1,414,600	\$1,500,000	\$2,914,600
<i>Total RMRA</i>				\$1,414,600	\$1,500,000	\$2,914,600

CONTRIBUTIONS

<i>Pg</i>	<i>Project</i>	<i>13501 Contributions</i>	<i>Category</i>	<i>Est. Rebudget</i>	<i>New Budget</i>	<i>Total</i>
17	19R02	Bison Ave/San Joaquin Hills Rd Pavement Rehab	Str/Dr	\$24,100	\$0	\$24,100
2	19F11	Central Library Lecture Hall	Facilities	\$20,000	\$0	\$20,000
9	19F13	Junior Lifeguards Building	Facilities	\$20,000	\$0	\$20,000
29	19R02	Pavement Overlay	Str/Dr	\$174,270	\$0	\$174,270
36	18L11	West Coast Hwy Median Landscaping	Str/Dr	\$0	\$500,000	\$500,000
<i>Subtotal</i>				\$238,370	\$500,000	\$738,370
<i>Pg</i>	<i>Project</i>	<i>13801 Environmental Contributions</i>	<i>Category</i>	<i>Est. Rebudget</i>	<i>New Budget</i>	<i>Total</i>
63	16X11	Arches Storm Drain Dry Weather Diversion	WQ/Env	\$732,000	\$0	\$732,000
64	17X12	Newport Bay Water Wheel	WQ/Env	\$1,680,000	\$0	\$1,680,000
<i>Subtotal</i>				\$2,412,000	\$0	\$2,412,000
<i>Total Contributions</i>				\$2,650,370	\$500,000	\$3,150,370

TRANSPORTATION AND CIRCULATION

<i>Pg</i>	<i>Project</i>	<i>14001 Transportation and Circulation</i>	<i>Category</i>	<i>Est. Rebudget</i>	<i>New Budget</i>	<i>Total</i>
49	15T09	Superior Ave Overcrossing and Parking Lot	PHB	\$200,000	\$0	\$200,000
<i>Subtotal</i>				\$200,000	\$0	\$200,000
<i>Total Transportation and Circulation</i>				\$200,000	\$0	\$200,000

BUILDING EXCISE TAX

<i>Pg</i>	<i>Project</i>	<i>14101 Building Excise Tax</i>	<i>Category</i>	<i>Est. Rebudget</i>	<i>New Budget</i>	<i>Total</i>
4	20F13	Cliff Drive Park Clubhouse - Wall Rehabilitation	Facilities	\$0	\$60,000	\$60,000
8	17F11	Fire Station Remodels	Facilities	\$31,000	\$0	\$31,000
47	20P01	Playground Refurbishment Program	PHB	\$0	\$300,000	\$300,000
<i>Subtotal</i>				\$31,000	\$360,000	\$391,000
<i>Total Building Excise Tax</i>				\$31,000	\$360,000	\$391,000

AQMD

<i>Pg</i>	<i>Project</i>	<i>14201 AQMD Subvention</i>	<i>Category</i>	<i>Est. Rebudget</i>	<i>New Budget</i>	<i>Total</i>
3	20F14	City Yard CNG Fueling System Expansion	Facilities	\$0	\$350,000	\$350,000
<i>Subtotal</i>				\$0	\$350,000	\$350,000
<i>Total AQMD Subvention</i>				\$0	\$350,000	\$350,000

ENVIRONMENTAL LIABILITY

<i>Pg</i>	<i>Project</i>	<i>16001 Environmental Liability</i>	<i>Category</i>	<i>Est. Rebudget</i>	<i>New Budget</i>	<i>Total</i>
50	20H11	Abandoned / Surrendered Watercraft Abatement	PHB	\$0	\$300,000	\$300,000
11	19F12	Police Facility Remodel - Shooting Range	Facilities	\$500,000	\$280,000	\$780,000
<i>Subtotal</i>				\$500,000	\$580,000	\$1,080,000
<i>Total Environmental Liability</i>				\$500,000	\$580,000	\$1,080,000

MAJOR FACILITIES FINANCING PLAN

<i>Pg</i>	<i>Project</i>	<i>53101 Junior Guards</i>	<i>Category</i>	<i>Est. Rebudget</i>	<i>New Budget</i>	<i>Total</i>
9	19F13	Junior Lifeguards Building	Facilities	\$50,000	\$0	\$50,000
<i>Subtotal</i>				\$50,000	\$0	\$50,000
<i>Pg</i>	<i>Project</i>	<i>53201 Fire Stations</i>	<i>Category</i>	<i>Est. Rebudget</i>	<i>New Budget</i>	<i>Total</i>
6	15F13	Fire Station No. 2 Replacement - Lido	Facilities	\$9,103,810	\$0	\$9,103,810
7	15F12	Fire Station No. 5 / Library Replacement - CdM	Facilities	\$693,000	\$0	\$693,000
<i>Subtotal</i>				\$9,796,810	\$0	\$9,796,810
<i>Pg</i>	<i>Project</i>	<i>56101 Sunset Ridge Park</i>	<i>Category</i>	<i>Est. Rebudget</i>	<i>New Budget</i>	<i>Total</i>
48	15P18	Sunset Ridge Park Access	PHB	\$89,500	\$0	\$89,500
<i>Subtotal</i>				\$89,500	\$0	\$89,500
<i>Pg</i>	<i>Project</i>	<i>56201 Parks and Community Centers</i>	<i>Category</i>	<i>Est. Rebudget</i>	<i>New Budget</i>	<i>Total</i>
2	19F11	Central Library Lecture Hall	Facilities	\$50,000	\$500,000	\$550,000
45	19P11	Grant Howald Park Rehabilitation	PHB	\$23,700	\$5,500,000	\$5,523,700
49	15T09	Superior Ave Overcrossing and Parking Lot	PHB	\$3,150,400	\$0	\$3,150,400
<i>Subtotal</i>				\$3,224,100	\$6,000,000	\$9,224,100
<i>Pg</i>	<i>Project</i>	<i>57201 Facilities Strategic Planning</i>	<i>Category</i>	<i>Est. Rebudget</i>	<i>New Budget</i>	<i>Total</i>
10	15F01	Master Facilities Plan Strategic Planning	Facilities	\$50,000	\$0	\$50,000
<i>Subtotal</i>				\$50,000	\$0	\$50,000
<i>Total Major Facilities Financing Plan</i>				\$13,210,410	\$6,000,000	\$19,210,410

BALBOA VILLAGE PARKING MANAGEMENT DISTRICT

<i>Pg</i>	<i>Project</i>	<i>53501 Balboa Village Parking Mgmt District</i>	<i>Category</i>	<i>Est. Rebudget</i>	<i>New Budget</i>	<i>Total</i>
13	19R11	Balboa Boulevard Median Improvements	Str/Dr	\$250,000	\$0	\$250,000
38	17T13	Balboa Peninsula Summer Trolley	Transp	\$64,800	\$0	\$64,800
38	19T13	Balboa Peninsula Summer Trolley	Transp	\$17,200	\$0	\$17,200
86	19M12	Balboa Village Enhanced Maintenance	Misc	\$23,100	\$20,000	\$43,100
87	16M11	Balboa Village Façade Improvement Program	Misc	\$80,410	\$0	\$80,410
88	16M12	Balboa Village Wayfinding Improvements	Misc	\$200,000	\$0	\$200,000
<i>Subtotal</i>				\$635,510	\$20,000	\$655,510
<i>Total Balboa Village Parking Mgmt District</i>				\$635,510	\$20,000	\$655,510

NEIGHBORHOOD ENHANCEMENT

<i>Pg</i>	<i>Project</i>	<i>53601 Neighborhood Enhancement</i>	<i>Category</i>	<i>Est. Rebudget</i>	<i>New Budget</i>	<i>Total</i>
12	15R18	Alleys Reconstruction	Str/Dr	\$0	\$39,000	\$39,000
84	17A11	Assessment District Payment for City Parcels	Misc	\$308,400	\$0	\$308,400
20	20R06	Concrete Replacement Annual Program	Str/Dr	\$0	\$200,000	\$200,000
40	19T12	Dover Shores Traffic Study	Transp	\$0	\$100,000	\$100,000
22	16L02	Landscape Enhancement Program	Str/Dr	\$139,000	\$0	\$139,000
25	20R11	Neighborhood Parking and Curb Improvements	Str/Dr	\$0	\$450,000	\$450,000
26	20L11	Newport Blvd Landscape Rehabilitation	Str/Dr	\$0	\$500,000	\$500,000
27	18R25	Ocean Blvd Concrete Pavement Reconstruction	Str/Dr	\$0	\$1,400,000	\$1,400,000
41	20T11	Ocean Boardwalk and Parking Lot Improvements	Transp	\$0	\$350,000	\$350,000
90	20M13	Orange Coast River Park Vision Plan	Misc	\$0	\$20,000	\$20,000
30	20M12	Santa Ana Ave / Avon St Slope Improvement Plan	Str/Dr	\$0	\$250,000	\$250,000
34	20V02	Streetlight Rehabilitation Program	Str/Dr	\$0	\$1,500,000	\$1,500,000
36	18L11	West Coast Hwy Median Landscaping	Str/Dr	\$996,850	\$100,000	\$1,096,850
<i>Subtotal</i>				\$1,444,250	\$4,909,000	\$6,353,250
<i>Total Neighborhood Enhancement</i>				\$1,444,250	\$4,909,000	\$6,353,250

FACILITIES MAINTENANCE

<i>Pg</i>	<i>Project</i>	<i>57101 Facilities Maintenance</i>	<i>Category</i>	<i>Est. Rebudget</i>	<i>New Budget</i>	<i>Total</i>
5	19F02	Facilities Maintenance Master Plan	Facilities	\$25,000	\$0	\$25,000
5	20F02	Facilities Maintenance Master Plan	Facilities	\$0	\$2,200,000	\$2,200,000
8	17F11	Fire Station Remodels	Facilities	\$128,920	\$0	\$128,920
11	20F12	Police Facility Remodel	Facilities	\$0	\$140,600	\$140,600
<i>Subtotal</i>				\$ 153,920	\$2,340,600	\$ 2,494,520
<i>Total Facilities Maintenance</i>				\$153,920	\$2,340,600	\$2,494,520

WATER FUND

<i>Pg</i>	<i>Project</i>	<i>70101 Water Enterprise</i>	<i>Category</i>	<i>Est. Rebudget</i>	<i>New Budget</i>	<i>Total</i>
67	19W12	Advanced Metering Infrastructure	Water	\$3,300,000	\$0	\$3,300,000
1	20F11	Big Canyon Reservoir Building Rehabilitation	Facilities	\$0	\$150,000	\$150,000
71	20R09	Grade Adjustments - Water Valves	Water	\$0	\$80,000	\$80,000
<i>Subtotal</i>				\$3,300,000	\$230,000	\$3,530,000
<i>Pg</i>	<i>Project</i>	<i>70201931 Distrib / Piping Master Plan</i>	<i>Category</i>	<i>Est. Rebudget</i>	<i>New Budget</i>	<i>Total</i>
68	19W13	Alta Vista Regulating Station Relocation	Water	\$0	\$200,000	\$200,000
69	19W11	Balboa Island Water Main Replacement	Water	\$276,700	\$0	\$276,700
70	16W12	Bay / Channel Crossings Water Main Replacement	Water	\$891,970	\$0	\$891,970
72	16W14	Lido Village Water Main Replacement	Water	\$108,000	\$0	\$108,000
73	20W11	Newport Pier Area Water Main Replacement	Water	\$0	\$2,500,000	\$2,500,000
74	18W12	Transmission Mains Valve Replacements	Water	\$924,000	\$1,776,000	\$2,700,000
75	20W12	Via Lido Soud & Nord Water Main Replacement	Water	\$0	\$200,000	\$200,000
<i>Subtotal</i>				\$2,200,670	\$4,676,000	\$6,876,670
<i>Pg</i>	<i>Project</i>	<i>70201932 Distrib / Piping - Non Master Plan</i>	<i>Category</i>	<i>Est. Rebudget</i>	<i>New Budget</i>	<i>Total</i>
66	18W13	16th Street Pump Station / Backup Generator	Water	\$150,000	\$200,000	\$350,000
68	19W13	Alta Vista Regulating Station Relocation	Water	\$100,000	\$0	\$100,000
76	19W05	Water System Rehabilitation	Water	\$100,000	\$0	\$100,000
76	20W05	Water System Rehabilitation	Water	\$0	\$350,000	\$350,000
<i>Subtotal</i>				\$350,000	\$550,000	\$900,000
<i>Pg</i>	<i>Project</i>	<i>70201933 Pumping and Operations NMP</i>	<i>Category</i>	<i>Est. Rebudget</i>	<i>New Budget</i>	<i>Total</i>
77	19W04	Water Well Rehabilitation	Water	\$416,000	\$284,000	\$700,000
<i>Subtotal</i>				\$416,000	\$284,000	\$700,000
<i>Total Water Fund</i>				\$6,266,670	\$5,740,000	\$12,006,670

WASTEWATER FUND

<i>Pg</i>	<i>Project</i>	<i>71101 Wastewater Enterprise</i>	<i>Category</i>	<i>Est. Rebudget</i>	<i>New Budget</i>	<i>Total</i>
79	20R09	Grade Adjustments - Sewer Manhole Covers	Wstwtr	\$0	\$150,000	\$150,000
81	19S03	Sewer Main Repairs - Jamboree Road	Wstwtr	\$300,000	\$0	\$300,000
<i>Subtotal</i>				\$300,000	\$150,000	\$450,000
<i>Pg</i>	<i>Project</i>	<i>71201 Wastewater Capital</i>	<i>Category</i>	<i>Rebudget</i>	<i>Budget</i>	<i>Total</i>
78	20S11	Carnation Ave Sewer Main Replacement	Wstwtr	\$0	\$250,000	\$250,000
27	18R25	Ocean Blvd Concrete Pavement Reconstruction	Str/Dr	\$0	\$200,000	\$200,000
80	18S04	Sewer Lift Station Improvements	Wstwtr	\$100,000	\$0	\$100,000
81	18S03	Sewer Main Lining and Repairs	Wstwtr	\$370,000	\$1,030,000	\$1,400,000
<i>Subtotal</i>				\$470,000	\$1,480,000	\$1,950,000
<i>Total Wastewater Fund</i>				\$770,000	\$1,630,000	\$2,400,000
<i>Subtotal for All CIP Funds</i>				\$44,022,870	\$39,154,600	\$83,177,470

UTILITIES UNDERGROUND ASSESSMENT DISTRICTS - IMPROVEMENT FUNDS

<i>Pg</i>	<i>Project</i>	<i>Assessment District Costs - General</i>	<i>Category</i>	<i>Est. Rebudget</i>	<i>New Budget</i>	<i>Total</i>
84	65002	Assessment District Coordination	Misc	\$150,000	\$0	\$150,000
<i>Subtotal</i>				\$150,000	\$0	\$150,000
<i>Pg</i>	<i>Project</i>	<i>UUD AD 111</i>	<i>Category</i>	<i>Est. Rebudget</i>	<i>New Budget</i>	<i>Total</i>
92	66002	Engineering and Construction / Incidental Expenses	Misc	\$3,240,970	\$0	\$3,488,970
92	66002	Financial Costs	Misc	\$248,000	\$0	\$248,000
<i>Subtotal</i>				\$3,488,970	\$0	\$3,488,970
<i>Pg</i>	<i>Project</i>	<i>UUD AD 113</i>	<i>Category</i>	<i>Est. Rebudget</i>	<i>New Budget</i>	<i>Total</i>
93	66302	Engineering and Construction / Incidental Expenses	Misc	\$440,320	\$5,621,000	\$6,061,320
93	66302	Financial Costs	Misc	\$0	\$428,000	\$428,000
<i>Subtotal</i>				\$440,320	\$5,336,500	\$5,776,820
<i>Pg</i>	<i>Project</i>	<i>UUD AD 116</i>	<i>Category</i>	<i>Est. Rebudget</i>	<i>New Budget</i>	<i>Total</i>
94	65902	Engineering and Construction / Incidental Expenses	Misc	\$1,432,230	\$0	\$1,432,230
94	65902	Financial Costs	Misc	\$139,000	\$0	\$139,000
<i>Subtotal</i>				\$1,571,230	\$0	\$1,571,230
<i>Pg</i>	<i>Project</i>	<i>UUD AD 116B</i>	<i>Category</i>	<i>Est. Rebudget</i>	<i>New Budget</i>	<i>Total</i>
95	66002	Engineering and Construction / Incidental Expenses	Misc	\$862,080	\$0	\$862,080
95	66002	Financial Costs	Misc	\$70,300	\$0	\$70,300
<i>Subtotal</i>				\$932,380	\$0	\$932,380
<i>Pg</i>	<i>Project</i>	<i>UUD AD 117</i>	<i>Category</i>	<i>Est. Rebudget</i>	<i>New Budget</i>	<i>Total</i>
96	65802	Engineering and Construction / Incidental Expenses	Misc	\$1,118,340	\$0	\$1,118,340
96	65802	Financial Costs	Misc	\$0	\$0	\$0
<i>Subtotal</i>				\$1,118,340	\$0	\$1,118,340
<i>Total UUD AD Improvement Funds</i>				\$7,701,240	\$5,336,500	\$13,037,740
TOTAL FOR ALL FUNDS				\$51,724,110	\$44,491,100	\$96,215,210

Project Listing by Category

Facilities

<i>Pg</i>	<i>Org</i>	<i>Project</i>	<i>Title</i>	<i>Expensed*</i>	<i>Encumbered**</i>	<i>Est. Rebudget</i>	<i>New Budget</i>	<i>Total</i>
1	70101	20F11	Big Canyon Reservoir Building Rehabilitation	\$0	\$0	\$0	\$150,000	\$150,000
2	13501	19F11	Central Library Lecture Hall	***	\$0	\$20,000	\$0	\$20,000
2	56201	19F11	Central Library Lecture Hall	\$0	\$0	\$50,000	\$500,000	\$550,000
3	14201	20F14	City Yard CNG Fueling System Expansion	\$0	\$0	\$0	\$350,000	\$350,000
4	14101	20F13	Cliff Dr Park Clubhouse - Wall Rehabilitation	\$0	\$0	\$0	\$60,000	\$60,000
5	01201925	19F02	Facilities Maintenance Master Plan	\$0	\$0	\$275,000	\$0	\$275,000
5	57101	19F02	Facilities Maintenance Master Plan	\$3,800	\$107,232	\$25,000	\$0	\$25,000
5	57101	20F02	Facilities Maintenance Master Plan	\$0	\$0	\$0	\$2,200,000	\$2,200,000
6	53201	15F13	Fire Station No. 2 Replacement - Lido	\$4,142,125	\$436,256	\$9,103,810	\$0	\$9,103,810
7	53201	15F12	Fire Station No. 5 / Library Replacement - CdM	\$5,419,464	\$2,595,324	\$693,000	\$0	\$693,000
8	14101	17F11	Fire Station Remodels	\$54,195	\$0	\$31,000	\$0	\$31,000
8	57101	17F11	Fire Station Remodels	\$111,484	\$56,208	\$128,920	\$0	\$128,920
9	13501	19F13	Junior Lifeguards Building	\$0	\$0	\$20,000	\$0	\$20,000
9	53101	19F13	Junior Lifeguards Building	\$0	\$0	\$50,000	\$0	\$50,000
10	57201	15F01	Master Facilities Plan Strategic Planning	\$0	\$0	\$50,000	\$0	\$50,000
11	01201925	17F12	Police Facility Remodel	\$601,983	\$129,413	\$734,400	\$0	\$734,400
11	57101	20F12	Police Facility Remodel	\$0	\$0	\$0	\$140,600	\$140,600
11	16001	19F12	Police Facility Remodel - Shooting Range	\$0	\$0	\$500,000	\$280,000	\$780,000
Total Facilities						\$11,681,130	\$3,680,600	\$15,361,730

Streets and Drainage

<i>Pg</i>	<i>Org</i>	<i>Project</i>	<i>Title</i>	<i>Expensed*</i>	<i>Encumbered**</i>	<i>Est. Rebudget</i>	<i>New Budget</i>	<i>Total</i>
12	01201927	15R18	Alleys Reconstruction	\$3,454,756	\$26,214	\$186,000	\$0	\$186,000
12	53601	15R18	Alleys Reconstruction	\$0	\$0	\$0	\$39,000	\$39,000
13	53501	19R11	Balboa Boulevard Median Improvements	\$0	\$0	\$250,000	\$0	\$250,000
14	01201926	19D11	Balboa Island Drainage Master Plan/Pump Stations	\$0	\$0	\$54,600	\$200,000	\$254,600
15	12201	17R11	Balboa Village Streetscape Improvements	\$0	\$0	\$19,100	\$0	\$19,100
16	01201927	16R12	Bayside Dr Pavement Rehabilitation	\$1,966,103	\$1,500,001	\$271,250	0	\$271,250
17	12101	19R21	Bison Ave/San Joaquin Hills Rd Pavement Rehab	\$0	\$0	\$131,400	\$0	\$131,400
17	12201	19R21	Bison Ave/San Joaquin Hills Rd Pavement Rehab	\$0	\$0	\$916,800	\$913,100	\$1,829,900
17	12601	19R21	Bison Ave/San Joaquin Hills Rd Pavement Rehab	\$0	\$0	\$1,414,600	\$0	\$1,414,600
17	13501	19R02	Bison Ave/San Joaquin Hills Rd Pavement Rehab	\$0	\$0	\$24,100	\$0	\$24,100

Streets and Drainage

<i>Pg</i>	<i>Org</i>	<i>Project</i>	<i>Title</i>	<i>Expensed*</i>	<i>Encumbered**</i>	<i>Est. Rebudget</i>	<i>New Budget</i>	<i>Total</i>
18	12101	19R22	Bonita Canyon Dr Pavement Rehabilitation	\$0	\$241,430	\$58,570	\$0	\$58,570
19	12101	20R21	Cameo Highlands Street Rehabilitation	\$0	\$0	\$0	\$1,400,000	\$1,400,000
19	12601	20R21	Cameo Highlands Street Rehabilitation	\$0	\$0	\$0	\$1,500,000	\$1,500,000
20	12201	20R06	Concrete Replacement Annual Program	\$0	\$0	\$0	\$500,000	\$500,000
20	53601	20R06	Concrete Replacement Annual Program	\$0	\$0	\$0	\$200,000	\$200,000
21	01201927	18R21	Concrete Street Pavement Reconstruction	\$0	\$0	\$0	\$300,000	\$300,000
21	12101	18R21	Concrete Street Pavement Reconstruction	\$79,503	\$71,197	\$468,500	\$100,000	\$568,500
21	12201	18R21	Concrete Street Pavement Reconstruction	\$0	\$0	\$0	\$531,500	\$531,500
22	01201927	15L01	Landscape Enhancement Program	\$319,090	\$5,807	\$43,660	\$0	\$43,660
22	53601	16L02	Landscape Enhancement Program	\$1,068,760	\$35,195	\$139,000	\$0	\$139,000
22	01201927	19L01	Landscape Enhancement Program	\$0	\$0	\$483,000	\$0	\$483,000
23	12201	18R23	MacArthur Blvd / University Dr Pavement Rehab	\$206,939	\$1,796,589	\$300,000	\$0	\$300,000
24	01201927	17R13	Marine Ave Reconstruction	\$108,006	\$0	\$237,500	\$0	\$237,500
25	53601	20R11	Neighborhood Parking and Curb Improvements	\$0	\$0	\$0	\$450,000	\$450,000
26	53601	20L11	Newport Blvd Landscape Rehabilitation	\$0	\$0	\$0	\$500,000	\$500,000
27	12101	18R25	Ocean Blvd Concrete Pavement Reconstruction	\$0	\$0	\$200,000	\$0	\$200,000
27	53601	18R25	Ocean Blvd Concrete Pavement Reconstruction	\$0	\$0	\$0	\$1,400,000	\$1,400,000
27	71201	18R25	Ocean Blvd Concrete Pavement Reconstruction	\$0	\$0	\$0	\$200,000	\$200,000
28	12101	15R19	Old Newport Blvd / W Coast Hwy Modifications	\$146,219	\$30,976	\$128,670	\$0	\$128,670
29	13501	19R02	Pavement Overlay	\$55,627	\$0	\$174,270	\$0	\$174,270
30	01201928	17M12	Santa Ana Ave / Avon St Slope Improvement Plan	\$0	\$0	\$100,000	\$0	\$100,000
30	53601	20M12	Santa Ana Ave / Avon St Slope Improvement Plan	\$0	\$0	\$0	\$250,000	\$250,000
31	01201927	19R04	Slurry Seal Program	\$0	\$0	\$860,000	\$0	\$860,000
31	01201927	20R04	Slurry Seal Program	\$0	\$0	\$0	\$910,000	\$910,000
32	01201926	18D02	Storm Drain System Repair / Rehabilitation	\$0	\$0	\$50,000	\$0	\$50,000
32	01201926	19D02	Storm Drain System Repair / Rehabilitation	\$0	\$0	\$350,000	\$450,000	\$800,000
33	01201927	20R03	Street Pavement Repair Program	\$0	\$0	\$0	\$500,000	\$500,000
34	01201927	17V02	Streetlight Rehabilitation Program	\$165,858	\$482,847	\$121,000	\$0	\$121,000
34	12101	19V02	Streetlight Rehabilitation Program	\$21,115	\$66,663	\$125,000	\$0	\$125,000
34	53601	20V02	Streetlight Rehabilitation Program	\$0	\$0	\$0	\$1,500,000	\$1,500,000
35	10001	19D03	Tide Valve Replacement Program	\$0	\$0	\$500,000	\$0	\$500,000
35	10101	19D03	Tide Valve Replacement Program	\$0	\$0	\$0	\$200,000	\$200,000
36	13501	18L11	West Coast Hwy Median Landscaping	\$0	\$0	\$0	\$500,000	\$500,000
36	53601	18L11	West Coast Hwy Median Landscaping	\$591,409	\$60,411	\$996,850	\$100,000	\$1,096,850
Total Streets and Drainage						\$8,603,870	\$12,643,600	\$21,247,470

Transportation

<i>Pg</i>	<i>Org</i>	<i>Project</i>	<i>Title</i>	<i>Expensed*</i>	<i>Encumbered**</i>	<i>Est. Rebudget</i>	<i>New Budget</i>	<i>Total</i>
37	01201927	18T03	Balboa Peninsula Crosswalks Improvements	\$436,710	\$0	\$29,400	\$0	\$29,400
37	01201927	19T11	Balboa Peninsula Crosswalks Improvements	\$56,335	\$28,923	\$165,200	\$0	\$165,200
37	12201	19T11	Balboa Peninsula Crosswalks Improvements	\$0	\$0	\$0	\$155,400	\$155,400
38	1230053	17T13	Balboa Peninsula Summer Trolley	\$263,258	\$88,000	\$334,000	\$0	\$334,000
38	1230053	19T13	Balboa Peninsula Summer Trolley	\$0	\$0	\$278,400	\$0	\$278,400
38	53501	17T13	Balboa Peninsula Summer Trolley	\$103,152	\$12,270	\$64,800	\$0	\$64,800
38	53501	19T13	Balboa Peninsula Summer Trolley	\$52,394	\$0	\$17,200	\$0	\$17,200
39	12101	17T12	Coast Hwy Traffic Signal Synchronization	\$96,665	\$0	\$553,300	\$0	\$553,300
40	01201927	19T12	Dover Shores Traffic Study	\$9,665	\$63,065	\$27,790	\$0	\$27,790
40	53601	19T12	Dover Shores Traffic Study	\$0	\$0	\$0	\$100,000	\$100,000
41	53601	20T11	Ocean Boardwalk and Parking Lot Improvements	\$0	\$0	\$0	\$350,000	\$350,000
42	01201938	18T11	Ocean Front Bike Safety Improvements	\$0	\$0	\$75,000	\$0	\$75,000
43	01201927	19T03	Traffic Signage, Striping and Marking	\$41,295	\$28,862	\$308,700	\$0	\$308,700
43	01201927	20T03	Traffic Signage, Striping and Marking	\$0	\$0	\$0	\$300,000	\$300,000
44	12101	19T01	Traffic Signal Rehabilitation Program	\$19,109	\$632,341	\$98,550	\$0	\$98,550
44	01201927	20T01	Traffic Signal Rehabilitation Program	\$0	\$0	\$0	\$840,000	\$840,000
Total Transportation						\$1,952,340	\$1,745,400	\$3,697,740

Parks, Harbors and Beaches

<i>Pg</i>	<i>Org</i>	<i>Project</i>	<i>Title - Parks</i>	<i>Expensed*</i>	<i>Encumbered**</i>	<i>Est. Rebudget</i>	<i>New Budget</i>	<i>Total</i>
45	56201	19P11	Grant Howald Park Rehabilitation	\$71,287	\$245,007	\$23,700	\$5,500,000	\$5,523,700
46	01201929	19P12	Park Walls and Staircases Rehabilitation	\$0	\$0	\$500,000	\$0	\$500,000
47	01201929	19P01	Playground Refurbishment Program	\$0	\$0	\$300,000	\$0	\$300,000
47	14101	20P01	Playground Refurbishment Program	\$0	\$0	\$0	\$300,000	\$300,000
48	56101	15P18	Sunset Ridge Park Access	\$0	\$0	\$89,500	\$0	\$89,500
49	01201927	15T09	Superior Ave Overcrossing and Parking Lot	\$98,794	\$105,813	\$95,000	\$0	\$95,000
49	1230053	15T09	Superior Ave Overcrossing and Parking Lot	\$0	\$0	\$2,349,600	\$0	\$2,349,600
49	14001	15T09	Superior Ave Overcrossing and Parking Lot	\$0	\$0	\$200,000	\$0	\$200,000
49	56201	15T09	Superior Ave Overcrossing and Parking Lot	\$0	\$0	\$3,150,400	\$0	\$3,150,400
					<i>Subtotal</i>	\$6,708,200	\$5,800,000	\$12,508,200

Parks, Harbors and Beaches

<i>Pg</i>	<i>Org</i>	<i>Project</i>	<i>Title - Harbors and Beaches</i>	<i>Expensed*</i>	<i>Encumbered**</i>	<i>Est. Rebudget</i>	<i>New Budget</i>	<i>Total</i>
50	16001	20H11	Abandoned / Surrendered Watercraft Abatement	\$0	\$0	\$0	\$300,000	\$300,000
51	10001	16H11	American Legion Bulkhead	\$0	\$0	\$1,000,000	\$0	\$1,000,000
52	10101	19H11	Balboa Island / 10th Street Swim Platforms	\$0	\$0	\$60,000	\$0	\$60,000
53	10001	20H12	Balboa Yacht Basin Major Dock Maintenance	\$0	\$0	\$0	\$150,000	\$150,000
54	10001	20H04	Beach and Bay Sand Management	\$0	\$0	\$0	\$700,000	\$700,000
55	10001	18H12	Bilge Pumpout Dock / Oil Collection Centers	\$15,434	\$1,508	\$183,050	\$0	\$183,050
56	10001	18H13	Harbor Bulkhead / Seawalls Repairs	\$0	\$0	\$150,000	\$0	\$150,000
56	10001	19H08	Harbor Bulkhead / Seawalls Repairs	\$0	\$0	\$500,000	\$0	\$500,000
57	10001	18H09	Harbor Maintenance / Minor Improvements	\$9,781	\$0	\$150,000	\$0	\$150,000
58	10101	19H02	Harbor Piers Rehabilitation	\$0	\$0	\$300,000	\$200,000	\$500,000
59	10001	18H07	Harborwide Dredging / Planning	\$6,789	\$93,212	\$250,000	\$0	\$250,000
59	10101	18H07	Harborwide Dredging / Planning	\$202,305	\$677,000	\$0	\$4,350,000	\$4,350,000
60	10001	16H14	Newport Pier Platform and Piles	\$62,564	\$11,868	\$1,300,000	\$0	\$1,300,000
60	10101	16H14	Newport Pier Platform and Piles	\$0	\$0	\$0	\$700,000	\$700,000
61	10001	17H03	Ocean Piers Inspection and Maintenance	\$0	\$68,107	\$251,400	\$0	\$251,400
62	10001	20H13	Vessel Sewage Pumpouts Replacement	\$0	\$0	\$0	\$125,000	\$125,000
<i>Subtotal</i>						<i>\$4,144,450</i>	<i>\$6,525,000</i>	<i>\$10,669,450</i>
<i>Total Parks, Harbors and Beaches</i>						<i>\$10,852,650</i>	<i>\$12,325,000</i>	<i>\$23,177,650</i>

Water Quality and Environmental

<i>Pg</i>	<i>Org</i>	<i>Project</i>	<i>Title</i>	<i>Expensed*</i>	<i>Encumbered**</i>	<i>Est. Rebudget</i>	<i>New Budget</i>	<i>Total</i>
63	10001	16X11	Arches Storm Drain Dry Weather Diversion	\$185,456	\$0	\$119,000	\$0	\$119,000
63	13801	16X11	Arches Storm Drain Dry Weather Diversion	\$29,734	\$77,686	\$732,000	\$0	\$732,000
64	01201928	17X12	Newport Bay Water Wheel	\$0	\$0	\$8,000	\$0	\$8,000
64	13801	17X12	Newport Bay Water Wheel	\$12,000	\$0	\$1,680,000	\$0	\$1,680,000
65	01201928	17X11	TMDL Compliance / Water Quality Improvements	\$0	\$0	\$20,000	\$0	\$20,000
65	10001	20X02	TMDL Compliance / Water Quality Improvements	\$0	\$0	\$0	\$200,000	\$200,000
<i>Total Water Quality and Environmental</i>						<i>\$2,559,000</i>	<i>\$200,000</i>	<i>\$2,759,000</i>

Water

<i>Pg</i>	<i>Org</i>	<i>Project</i>	<i>Title</i>	<i>Expensed*</i>	<i>Encumbered**</i>	<i>Est. Rebudget</i>	<i>New Budget</i>	<i>Total</i>
66	70201932	18W13	16th Street Pump Station / Backup Generator	\$0	\$0	\$150,000	\$200,000	\$350,000
67	70101	19W12	Advanced Metering Infrastructure	\$0	\$0	\$3,300,000	\$0	\$3,300,000
68	70201931	19W13	Alta Vista Regulating Station Relocation	\$0	\$0	\$0	\$200,000	\$200,000
68	70201932	19W13	Alta Vista Regulating Station Relocation	\$0	\$0	\$100,000	\$0	\$100,000
69	70201931	19W11	Balboa Island Water Main Replacement	\$529,582	\$1,694,150	\$276,700	\$0	\$276,700
70	70201931	16W12	Bay / Channel Crossings Water Main Replacement	\$178,121	\$98,629	\$891,970	\$0	\$891,970
71	70101	20R09	Grade Adjustments - Water Valves	\$0	\$0	\$0	\$80,000	\$80,000
72	70201931	16W14	Lido Village Water Main Replacement	\$3,011,632	\$169,709	\$108,000	\$0	\$108,000
73	70201931	20W11	Newport Pier Area Water Main Replacement	\$0	\$0	\$0	\$2,500,000	\$2,500,000
74	70201931	18W12	Transmission Mains Valve Replacements	\$55,251	\$0	\$924,000	\$1,776,000	\$2,700,000
75	70201931	20W12	Via Lido Soud & Nord Water Main Replacement	\$0	\$0	\$0	\$200,000	\$200,000
76	70201932	19W05	Water System Rehabilitation	\$46,128	\$103,528	\$100,000	\$0	\$100,000
76	70201932	20W05	Water System Rehabilitation	\$0	\$0	\$0	\$350,000	\$350,000
77	70201933	19W04	Water Well Rehabilitation	\$27,105	\$29,391	\$416,000	\$284,000	\$700,000
Total Water						\$6,266,670	\$5,590,000	\$11,856,670

Wastewater

<i>Pg</i>	<i>Org</i>	<i>Project</i>	<i>Title</i>	<i>Expensed*</i>	<i>Encumbered**</i>	<i>Est. Rebudget</i>	<i>New Budget</i>	<i>Total</i>
78	71201	20S11	Carnation Ave Sewer Main Replacement	\$0	\$0	\$0	\$250,000	\$250,000
79	71101	20R09	Grade Adjustments - Sewer Manhole Covers	\$0	\$0	\$0	\$150,000	\$150,000
80	71201	18S04	Sewer Lift Station Improvements	\$0	\$0	\$100,000	\$0	\$100,000
81	71201	18S03	Sewer Main Lining and Repairs	\$102,841	\$0	\$370,000	\$1,030,000	\$1,400,000
81	71101	19S03	Sewer Main Repairs - Jamboree Road	\$0	\$0	\$300,000	\$0	\$300,000
Total Wastewater						\$770,000	\$1,430,000	\$2,200,000

Miscellaneous

<i>Pg</i>	<i>Org</i>	<i>Project</i>	<i>Title</i>	<i>Expensed*</i>	<i>Encumbered**</i>	<i>Est. Rebudget</i>	<i>New Budget</i>	<i>Total</i>
82	01201928	16M15	Affordable Housing	\$194,200	\$0	\$405,800	\$0	\$405,800
83	01201928	19M11	Aircraft Sound Monitoring	\$0	\$0	\$40,000	\$0	\$40,000
84	65002	17A01	Assessment District Coodination	\$0	\$0	\$150,000	\$0	\$150,000
84	53601	17A11	Assessment District Payment for City Parcels	\$371,124	\$0	\$308,400	\$0	\$308,400
85	01201928	15M12	Balboa Island Enhancements	\$68,550	\$1,850	\$129,500	\$0	\$129,500
86	53501	19M12	Balboa Village Enhanced Maintenance	\$26,871	\$0	\$23,100	\$20,000	\$43,100
87	53501	16M11	Balboa Village Façade Improvement Program	\$143,406	\$0	\$80,410	\$0	\$80,410
88	53501	16M12	Balboa Village Wayfinding Improvements	\$81,185	\$20,760	\$200,000	\$0	\$200,000
89	01201928	20M11	General Plan Update	\$0	\$0	\$0	\$1,500,000	\$1,500,000
90	53601	20M13	Orange Coast River Park Vision Plan	\$0	\$0	\$0	\$20,000	\$20,000
91	01201928	19M03	SCE Rule 20A Credits	\$0	\$0	\$150,000	\$0	\$150,000
					<i>Subtotal</i>	\$1,487,210	\$1,540,000	\$3,027,210
<i>Undergrounding Districts</i>								
92	66002		UUD AD 111 (Newport / 23rd / Ocean Front W / 31st)			\$3,488,970	\$0	\$3,488,970
93	66302		UUD AD 113 (West Balboa Island)			\$440,320	\$5,336,500	\$5,776,820
94	65902		UUD AD 116 (Channel / 44th / Balboa Bl / 38th)			\$1,571,230	\$0	\$1,571,230
95	66102		UUD AD 116B (River / 47th / Balboa Bl / 45th)			\$932,380	\$0	\$932,380
96	65802		UUD AD 117 (Carnation / Begonia / Acacia)			\$1,118,340	\$0	\$1,118,340
					<i>Subtotal</i>	\$7,551,240	\$5,336,500	\$12,887,740
<i>Total Miscellaneous</i>						\$9,038,450	\$6,876,500	\$15,914,950
<i>Total for All Categories</i>						\$51,724,110	\$44,491,100	\$96,215,210

* Approximate expenses, July 1, 2015 through end of February 2019

** Approximate Encumbrance values through end of February 2019


*** Expenses may be outside CIP budget

City of Newport Beach
Capital Improvement Program Five Year Look Ahead
 FY 2019-20 through FY 2023-24

The following is a summary of proposed and estimated capital expenditures for the next five years. It does not show project allocations approved in previous Capital Improvement Program budgets, however, carryovers are shown in the first year of the plan. The five-year look ahead is a combination of needs analysis, project planning, timing and anticipated financing. Typically, projects are financed on a pay-as-you-go basis from available balances of various funding sources. Supporting master plan documents are notated in the column marked Source. Also, the five-year look ahead is a planning tool for discussion purposes, is subject to change and does not represent funding commitments. Cost estimates are presented at current value / current dollars and are not escalated for inflation.

Source Master Plan Documents

Bicycle Master Plan	BMP	Pavement Management Plan	PMP
Facilities Maintenance Plan	FMMP	Sewer Master Plan	SMP
General Plan & Circulation Element	GP/Cir	Street Light Master Plan	StLight
Facilities Financing Plan	FFP	Traffic Signal Modernization & Rehab	TSM
Master Plan of Drainage	MPD	Water Master Plan	WMP
Not Applicable	na	Watershed Plan	WP
Harbor and Beaches Master Plan	HBMP		



FACILITIES	Source	FY 2019-20	FY 2020-21	FY 2021-22	FY 2022-23	FY 2023-24	Total
Big Canyon Reservoir Building Rehabilitation	na	\$ 150,000	\$ -	\$ -	\$ -	\$ -	\$ 150,000
Central Library Lecture Hall	FFP	\$ 570,000	TBD	TBD	\$ -	\$ -	\$ 570,000
City Yard CNG Fueling System Expansion	na	\$ 350,000	\$ -	\$ 1,500,000	\$ -	\$ -	\$ 1,850,000
Cliff Drive Park Clubhouse Wall Rehabilitation	na	\$ 60,000	\$ -	\$ -	\$ -	\$ -	\$ 60,000
Facilities Maintenance Master Plan Program	FMMP	\$ 2,500,000	\$ 1,500,000	\$ 1,500,000	\$ 1,500,000	\$ 1,500,000	\$ 8,500,000
Fire Station No. 1 / Library Replc. (Peninsula)	FFP	\$ -	\$ 532,200	\$ -	\$ 4,766,100	\$ -	\$ 5,298,300
Fire Station No. 2 Replacement (Lido)	FFP	\$ 9,103,810	\$ -	\$ -	\$ -	\$ -	\$ 9,103,810
Fire Station No. 3 Design (Newport Center)	FFP	\$ -	\$ -	\$ -	\$ 1,000,000	\$ -	\$ 1,000,000
Fire Station No. 5 / Library Replacement (CdM)	FFP	\$ 693,000	\$ -	\$ -	\$ -	\$ -	\$ 693,000
Fire Station Remodels	FMMP	\$ 159,920	\$ -	\$ -	\$ -	\$ -	\$ 159,920
Junior Lifeguards Building	na	\$ 70,000	TBD	TBD	\$ -	\$ -	\$ 70,000
Master Facilities Plan Strategic Planning	FFP	\$ 50,000	\$ -	\$ -	\$ -	\$ -	\$ 50,000
Police Facility Remodel	na	\$ 875,000	\$ -	\$ -	\$ -	\$ -	\$ 875,000
Police Facility Remodel (Shooting Range)	na	\$ 780,000	\$ -	\$ -	\$ -	\$ -	\$ 780,000
Total Facilities		\$ 15,361,730	\$ 2,032,200	\$ 3,000,000	\$ 7,266,100	\$ 1,500,000	\$ 29,160,030

STREETS / DRAINAGE

		FY 2019-20	FY 2020-21	FY 2021-22	FY 2022-23	FY 2023-24	Total
Alleys Reconstruction	PMP	\$ 225,000	\$ 400,000	\$ 400,000	\$ 400,000	\$ 400,000	\$ 1,825,000
Asphalt Pavement Rehabilitation	PMP	\$ -	\$ 6,963,300	\$ 7,244,000	\$ 4,608,000	\$ 7,653,000	\$ 26,468,300
Pavement Rehab - Bayside Drive	PMP	\$ 271,250	\$ -	\$ -	\$ -	\$ -	\$ 271,250
Pavement Rehab - Bison Ave / SJH Rd / San Nicholas Dr	PMP	\$ 3,400,000	\$ -	\$ -	\$ -	\$ -	\$ 3,400,000
Pavement Rehab - Bonita Canyon Drive	PMP	\$ 58,570	\$ 2,549,000	\$ -	\$ -	\$ -	\$ 2,607,570
Pavement Rehab - Cameo Highlands	PMP	\$ 2,900,000	\$ -	\$ -	\$ -	\$ -	\$ 2,900,000
Pavement Rehab - MacArthur Blvd / University Dr	PMP	\$ 300,000	\$ -	\$ -	\$ -	\$ -	\$ 300,000
Pavement Rehab - Recycled Overlay	PMP	\$ 174,270	\$ -	\$ -	\$ -	\$ -	\$ 174,270
Balboa Boulevard Median Improvements	na	\$ 250,000	\$ -	\$ -	\$ -	\$ -	\$ 250,000
Balboa Island Drainage Master Plan	MPD	\$ 254,600	\$ 2,000,000	\$ 300,000	\$ -	\$ -	\$ 2,554,600
Balboa Village Streetscape Improvements	na	\$ 19,100	\$ -	\$ -	\$ -	\$ -	\$ 19,100
Concrete Replacement Program - Neighborhood	PMP	\$ 700,000	\$ 500,000	\$ 500,000	\$ 500,000	\$ 500,000	\$ 2,700,000
Concrete Pavement Reconstruction Program	PMP	\$ -	\$ -	\$ -	\$ 4,268,000	\$ 597,000	\$ 4,865,000
Concrete Pavement Reconstruction - Centr. Balboa Pen.	PMP	\$ 1,400,000	\$ -	\$ -	\$ -	\$ -	\$ 1,400,000
Concrete Pavement Reconstruction - CdM Ocean Blvd	PMP	\$ 1,800,000	\$ -	\$ -	\$ -	\$ -	\$ 1,800,000
Concrete Reconstruction - Marine Ave	PMP	\$ 237,500	\$ 1,201,000	TBD	\$ -	\$ -	\$ 1,438,500
Landscape Enhancement Program	na	\$ 665,660	\$ -	\$ -	\$ -	\$ -	\$ 665,660
Neighborhood Parking and Curb Improvements	na	\$ 450,000	\$ -	\$ -	\$ -	\$ -	\$ 450,000
Newport Blvd Landscape Rehabilitation	na	\$ 500,000	\$ -	\$ -	\$ -	\$ -	\$ 500,000
Old Newport Blvd / West Coast Hwy Modifications	PMP	\$ 128,670	\$ 1,142,000	TBD	\$ -	\$ -	\$ 1,270,670
Pavement Management Plan Update	PMP	\$ -	\$ 50,000	\$ 30,000	\$ 50,000	\$ 30,000	\$ 160,000
Santa Ana Ave / Avon St Slope Improvement	na	\$ 350,000	TBD	\$ -	\$ -	\$ -	\$ 350,000
Slurry Seal - Neighborhood	PMP	\$ 1,770,000	\$ 806,000	\$ 744,000	\$ 812,000	\$ 897,000	\$ 5,029,000
Storm Drain System Repair / Rehabilitation	MPD	\$ 850,000	\$ 200,000	\$ 200,000	\$ 200,000	\$ 200,000	\$ 1,650,000
Street Pavement Repair Program	na	\$ 500,000	\$ 500,000	\$ 500,000	\$ 500,000	\$ 500,000	\$ 2,500,000
Streetlight Master Plan and Projects	StLight	\$ 1,746,000	\$ -	\$ 600,000	\$ -	\$ 600,000	\$ 2,946,000
Tide Valve Replacement Program	HBMP	\$ 700,000	\$ -	\$ -	\$ -	\$ -	\$ 700,000
West Coast Highway Median Landscaping	na	\$ 1,596,850	\$ -	\$ -	\$ -	\$ 1,500,000	\$ 3,096,850
West Newport (NW) Streetscape	na	\$ -	\$ 120,000	\$ 600,000	\$ -	\$ -	\$ 720,000
Total Streets and Drainage		\$ 21,247,470	\$ 16,431,300	\$ 11,118,000	\$ 11,338,000	\$ 12,877,000	\$ 73,011,770

TRANSPORTATION

	Source	FY 2019-20	FY 2020-21	FY 2021-22	FY 2022-23	FY 2023-24	Total
Balboa Peninsula Crosswalks	na	\$ 350,000	\$ -	\$ -	\$ -	\$ -	\$ 350,000
Balboa Peninsula Summer Trolley	na	\$ 694,400	\$ 150,000	\$ 150,000	\$ 150,000	\$ 150,000	\$ 1,294,400
Coast Hwy Traffic Signal Synchronization	na	\$ 553,300	\$ -	\$ -	\$ -	\$ -	\$ 553,300
Dover Shores Traffic Study	na	\$ 127,790	\$ 200,000	\$ -	\$ -	\$ -	\$ 327,790
Ocean Boardwalk and Parking Lot Improvements	na	\$ 350,000	TBD	TBD	\$ -	\$ -	\$ 350,000
Ocean Front Bike Safety Improvements	na	\$ 75,000	\$ -	\$ -	\$ -	\$ -	\$ 75,000
Traffic Signage, Striping and Marking	na	\$ 608,700	\$ 300,000	\$ 300,000	\$ 300,000	\$ 300,000	\$ 1,808,700
Traffic Signal Rehabilitation Program	na	\$ 938,550	\$ 800,000	\$ 800,000	\$ 800,000	\$ 800,000	\$ 4,138,550

Total Transportation

\$ 3,697,740 \$ 1,450,000 \$ 1,250,000 \$ 1,250,000 \$ 1,250,000 \$ 8,897,740

PARKS, HARBORS AND BEACHES

Source	FY 2019-20	FY 2020-21	FY 2021-22	FY 2022-23	FY 2023-24	Total
--------	------------	------------	------------	------------	------------	-------

Parks

Grant Howald Park Rehabilitation	FFP	\$ 5,523,700	\$ -	\$ -	\$ -	\$ -	\$ 5,523,700
Park Walls and Staircases Rehabilitation	na	\$ 500,000	\$ 500,000	\$ -	\$ -	\$ -	\$ 1,000,000
Playground Refurbishment Program	na	\$ 600,000	\$ 300,000	\$ 300,000	\$ 300,000	\$ 300,000	\$ 1,800,000
Sunset Ridge Park Access	na	\$ 89,500	\$ -	\$ -	\$ -	\$ -	\$ 89,500
Superior Ave Overcrossing and Parking Lot	FFP	\$ 5,795,000	\$ -	\$ 5,005,000	\$ -	\$ -	\$ 10,800,000
Subtotal		\$ 12,508,200	\$ 800,000	\$ 5,305,000	\$ 300,000	\$ 300,000	\$ 19,213,200

Harbors and Beaches

Abandoned / Surrendered Watercraft Abatement	na	\$ 300,000	\$ -	\$ -	\$ -	\$ -	\$ 300,000
Balboa Island / 10th Street Swim Platforms	HBMP	\$ 60,000	\$ -	\$ -	\$ -	\$ -	\$ 60,000
Balboa Yacht Basin Slips - Maintenance / Replace	HBMP	\$ 150,000	\$ -	\$ -	\$ -	\$ 750,000	\$ 900,000
Eelgrass Survey - Harborwide (RGP)	HBMP		\$ -	\$ 75,000	\$ -	\$ 75,000	\$ 150,000
Beach and Bay Sand Management	HBMP	\$ 700,000	\$ -	\$ 300,000	\$ -	\$ 300,000	\$ 1,300,000
Bilge Pumpout Dock / Vessel Sewage Pumpout Facilities	HBMP	\$ 308,050	\$ -	\$ -	\$ -	\$ 141,400	\$ 449,450
Bulkheads / Seawalls	HBMP	\$ -	\$ -	\$ -	\$ 1,111,540	\$ -	\$ 1,111,540
American Legion Bulkhead	HBMP	\$ 1,000,000	\$ -	\$ -	\$ -	\$ -	\$ 1,000,000
Harbor Bulkheads / Seawalls Repairs	HBMP	\$ 650,000	\$ 100,000	\$ 900,000	\$ -	\$ 3,000,000	\$ 4,650,000
Dredging - BYB	HBMP	\$ -	\$ -	\$ -	\$ 250,000	\$ -	\$ 250,000
Dredging - Lower Bay	HBMP	\$ 4,600,000	\$ -	\$ -	\$ -	\$ -	\$ 4,600,000
Dredging - Newport Island Channels	HBMP	\$ -	\$ -	\$ -	\$ 3,300,000	\$ -	\$ 3,300,000
Entrance Jetty: Maintenance / Navigational Aids	HBMP	\$ -	\$ -	\$ -	\$ 400,000	\$ -	\$ 400,000
Harbor Maintenance / Minor Improvements	HBMP	\$ 150,000	\$ -	\$ -	\$ -	\$ 140,000	\$ 290,000
Harbor Piers Rehabilitation	na	\$ 500,000	\$ 100,000	\$ 300,000	\$ -	\$ -	\$ 900,000
Newport Harbor Dredging Permit RGP54 / Testing	HBMP	\$ -	\$ -	\$ -	\$ 350,000	\$ -	\$ 350,000
Newport Pier Building Platform and Piles / Restaurant	na	\$ 2,000,000	\$ -	TBD	\$ -	\$ -	\$ 2,000,000
Ocean Piers Inspection and Maintenance	na	\$ 251,400	\$ -	\$ 525,000	\$ -	\$ 500,000	\$ 1,276,400
Subtotal		\$ 10,669,450	\$ 200,000	\$ 2,100,000	\$ 5,411,540	\$ 4,906,400	\$ 23,287,390

Total Parks, Harbors and Beaches

		\$ 23,177,650	\$ 1,000,000	\$ 7,405,000	\$ 5,711,540	\$ 5,206,400	\$ 42,500,590
--	--	---------------	--------------	--------------	--------------	--------------	---------------

WATER QUALITY / ENVIRONMENTAL	Source	FY 2019-20	FY 2020-21	FY 2021-22	FY 2022-23	FY 2023-24	Total
Arches Storm Drain Dry Weather Diversion	HBMP	\$ 851,000	\$ -	\$ -	\$ -	\$ -	\$ 851,000
Newport Bay Water Wheel	WP	\$ 1,688,000	\$ -	\$ -	\$ -	\$ -	\$ 1,688,000
TMDL Compliance / Water Quality Improvements	HBMP	\$ 220,000	\$ 200,000	\$ 200,000	\$ 200,000	\$ 200,000	\$ 1,020,000
Total Water Quality and Environmental		\$ 2,759,000	\$ 200,000	\$ 200,000	\$ 200,000	\$ 200,000	\$ 3,559,000

WATER	Source	FY 2019-20	FY 2020-21	FY 2021-22	FY 2022-23	FY 2023-24	Total
16th St Pump Station / Backup Generator	na	\$ 350,000	\$ 1,300,000	\$ -	\$ -	\$ -	\$ 1,650,000
Advanced Metering Infrastructure	na	\$ 3,300,000	\$ 3,000,000	\$ 3,000,000	\$ -	\$ -	\$ 9,300,000
Alta Vista Regulating Station Relocation	na	\$ 300,000	\$ -	\$ -	\$ -	\$ -	\$ 300,000
Balboa Island Main Replacement	WMP	\$ 276,700	\$ -	\$ -	\$ -	\$ -	\$ 276,700
Bay / Channel Crossings Water Main Replacement	WMP	\$ 891,970	\$ -	\$ -	\$ 7,520,000	\$ -	\$ 8,411,970
Coast Hwy Relining - Jamboree Rd to MacArthur Bl	WMP	\$ -	\$ -	\$ -	\$ 239,000	\$ 4,400,000	\$ 4,639,000
Grade Adjustments - Water Valves	na	\$ 80,000	\$ 85,000	\$ 85,000	\$ 85,000	\$ 85,000	\$ 420,000
Hillsborough Pump Station Rehabilitation	na	\$ -	\$ 100,000	\$ 600,000	\$ -	\$ -	\$ 700,000
Lido Village Water Main Replacement	WMP	\$ 108,000	\$ -	\$ -	\$ -	\$ -	\$ 108,000
Newport Pier Area Water Main Replacement	WMP	\$ 2,500,000	\$ -	\$ -	\$ -	\$ -	\$ 2,500,000
Transmission Main Valves Replacement	WMP	\$ 2,700,000	\$ 1,576,000	\$ -	\$ -	\$ -	\$ 4,276,000
Via Lido Soud / Nord Water Main Replacement	WMP	\$ 200,000	\$ 2,837,000	\$ -	\$ -	\$ -	\$ 3,037,000
Water Main Master Plan Program	WMP	\$ -	\$ 350,000	\$ 375,000	\$ 400,000	\$ 400,000	\$ 1,525,000
Water System Rehabilitation	na	\$ 450,000	\$ 250,000	\$ 250,000	\$ 250,000	\$ 250,000	\$ 1,450,000
Water Well Rehabilitation	na	\$ 700,000	\$ -	\$ -	\$ 450,000	\$ 450,000	\$ 1,600,000
Zones 3 and 4 Pump Station Upgrades	WMP	\$ -	\$ -	\$ -	\$ 773,000	\$ 792,000	\$ 1,565,000
Total Water		\$ 11,856,670	\$ 9,498,000	\$ 4,310,000	\$ 9,717,000	\$ 6,377,000	\$ 41,758,670

WASTEWATER	Source	FY 2019-20	FY 2020-21	FY 2021-22	FY 2022-23	FY 2023-24	Total
Carnation Ave Sewer Main Replacement	SMP	\$ 250,000	TBD	\$ -	\$ -	\$ -	\$ 250,000
Grade Adjustments - Sewer Manhole Covers	na	\$ 150,000	\$ 100,000	\$ 100,000	\$ 100,000	\$ 100,000	\$ 550,000
Sewer Lift Station Improvements	SMP	\$ 100,000	\$ 1,000,000	\$ 100,000	\$ 1,500,000	\$ 150,000	\$ 2,850,000
Sewer Main Lining and Repairs	SMP	\$ 1,400,000	\$ 500,000	\$ 500,000	\$ 500,000	\$ 500,000	\$ 3,400,000
Sewer Main Repairs - Jamboree Rd	SMP	\$ 300,000	\$ -	\$ -	\$ -	\$ -	\$ 300,000
Total Wastewater		\$ 2,200,000	\$ 1,600,000	\$ 700,000	\$ 2,100,000	\$ 750,000	\$ 7,350,000

MISCELLANEOUS	Source	FY 2019-20	FY 2020-21	FY 2021-22	FY 2022-23	FY 2023-24	Total
Affordable Housing	na	\$ 405,800	\$ -	\$ -	\$ -	\$ -	\$ 405,800
Aircraft Sound Monitoring Station	na	\$ 40,000	\$ -	\$ -	\$ -	\$ -	\$ 40,000
Assessment District Payment City Parcels	na	\$ 458,400	\$ 153,340	\$ -	\$ -	\$ -	\$ 611,740
Balboa Island Enhancements	na	\$ 129,500	\$ -	\$ -	\$ -	\$ -	\$ 129,500
Balboa Village Enhanced Maintenance	na	\$ 43,100	\$ 20,000	\$ 20,000	\$ 20,000	\$ 20,000	\$ 123,100
Balboa Village Façade Improvement Program	na	\$ 80,410	\$ -	\$ -	\$ -	\$ -	\$ 80,410
Balboa Village Wayfinding Improvements	na	\$ 200,000	\$ -	\$ -	\$ -	\$ -	\$ 200,000
General Plan Update	na	\$ 1,500,000	\$ 1,000,000	\$ -	\$ -	\$ -	\$ 2,500,000
Orange Coast River Park Vision Plan	na	\$ 20,000	\$ -	\$ -	\$ -	\$ -	\$ 20,000
SCE Rule 20A Credit Purchase	na	\$ 150,000	\$ -	\$ -	\$ -	\$ -	\$ 150,000
Utilities Undergrounding 22 - Balboa Blvd (20A)	na	\$ -	\$ -	\$ -	\$ -	\$ -	\$ -
Utilities Undergrounding AD 111 - Newport BI / 23rd	na	\$ 3,488,970	\$ -	\$ -	\$ -	\$ -	\$ 3,488,970
Utilities Undergrounding AD 113 - W Balboa Island	na	\$ 5,776,820	\$ -	\$ -	\$ -	\$ -	\$ 5,776,820
Utilities Undergrounding AD 116 - Channel / Balboa BI	na	\$ 1,571,230	\$ -	\$ -	\$ -	\$ -	\$ 1,571,230
Utilities Undergrounding AD 116B - River / Balboa BI	na	\$ 932,380	\$ -	\$ -	\$ -	\$ -	\$ 932,380
Utilities Undergrounding AD 117 - Corona del Mar	na	\$ 1,118,340	\$ -	\$ -	\$ -	\$ -	\$ 1,118,340
Total Miscellaneous		\$ 15,914,950	\$ 1,173,340	\$ 20,000	\$ 20,000	\$ 20,000	\$ 17,148,290
Total for All Categories		\$ 96,215,210	\$ 33,384,840	\$ 28,003,000	\$ 37,602,640	\$ 28,180,400	\$ 223,386,090

City of Newport Beach
Capital Improvement Program Five Year Look Ahead
 FY 2019-20 through FY 2023-24

Summary of CIP Five Year Look Ahead

	FY 2019-20	FY 2020-21	FY 2021-22	FY 2022-23	FY 2023-24	Total
Facilities	\$ 15,361,730	\$ 2,032,200	\$ 3,000,000	\$ 7,266,100	\$ 1,500,000	\$ 29,160,030
Streets and Drainage	\$ 21,247,470	\$ 16,431,300	\$ 11,118,000	\$ 11,338,000	\$ 12,877,000	\$ 73,011,770
Transportation	\$ 3,697,740	\$ 1,450,000	\$ 1,250,000	\$ 1,250,000	\$ 1,250,000	\$ 8,897,740
Parks, Harbors and Beaches	\$ 23,177,650	\$ 1,000,000	\$ 7,405,000	\$ 5,711,540	\$ 5,206,400	\$ 42,500,590
Water Quality and Environmental	\$ 2,759,000	\$ 200,000	\$ 200,000	\$ 200,000	\$ 200,000	\$ 3,559,000
Water	\$ 11,856,670	\$ 9,498,000	\$ 4,310,000	\$ 9,717,000	\$ 6,377,000	\$ 41,758,670
Wastewater	\$ 2,200,000	\$ 1,600,000	\$ 700,000	\$ 2,100,000	\$ 750,000	\$ 7,350,000
Miscellaneous	\$ 15,914,950	\$ 1,173,340	\$ 20,000	\$ 20,000	\$ 20,000	\$ 17,148,290
	\$ 96,215,210	\$ 33,384,840	\$ 28,003,000	\$ 37,602,640	\$ 28,180,400	\$ 223,386,090

Estimated Projected Funding Sources

	FY 2019-20	FY 2020-21	FY 2021-22	FY 2022-23	FY 2023-24	Total
General Fund	\$ 5,000,000	\$ 5,000,000	\$ 5,000,000	\$ 5,000,000	\$ 5,000,000	\$ 25,000,000
Neighborhood Enhancement	\$ 4,909,000	\$ -	\$ -	\$ -	\$ -	\$ 4,909,000
Facilities Financing Plan	\$ 6,000,000	\$ 532,200	\$ 5,005,000	\$ 5,766,100	\$ -	\$ 17,303,300
Facilities Maintenance Master Plan	\$ 2,340,600	\$ 1,500,000	\$ 1,500,000	\$ 1,500,000	\$ 1,500,000	\$ 8,340,600
Tidelands Capital	\$ 5,450,000	\$ -	\$ 600,000	\$ 3,911,540	\$ 3,406,400	\$ 13,367,940
Tidelands Maintenance	\$ 1,175,000	\$ 1,500,000	\$ 1,500,000	\$ 1,500,000	\$ 1,500,000	\$ 7,175,000
Contributions and Grants	\$ 500,000	\$ -	\$ -	\$ -	\$ -	\$ 500,000
Gas Tax	\$ 1,500,000	\$ 1,500,000	\$ 1,500,000	\$ 1,500,000	\$ 1,500,000	\$ 7,500,000
SB 1 RMRA	\$ 1,500,000	\$ 1,500,000	\$ 1,500,000	\$ 1,500,000	\$ 1,500,000	\$ 7,500,000
Measure M Fair Share	\$ 2,100,000	\$ 1,800,000	\$ 1,800,000	\$ 1,800,000	\$ 1,800,000	\$ 9,300,000
Transportation / Circulation	\$ -	\$ 250,000	\$ 250,000	\$ 100,000	\$ 100,000	\$ 700,000
Water Fund	\$ 5,740,000	\$ 9,498,000	\$ 4,310,000	\$ 9,717,000	\$ 6,377,000	\$ 35,642,000
Wastewater Fund	\$ 1,630,000	\$ 1,600,000	\$ 700,000	\$ 2,100,000	\$ 750,000	\$ 6,780,000
Carryovers	\$ 44,022,870	\$ -	\$ -	\$ -	\$ -	\$ 44,022,870
Other*	\$ 1,310,000	\$ -	\$ 1,500,000	\$ -	\$ -	\$ 2,810,000
UUD AD Improvement Funds	\$ 13,037,740	\$ -	\$ -	\$ -	\$ -	\$ 13,037,740
<i>to be determined / unfunded</i>	\$ -	\$ 8,704,640	\$ 2,838,000	\$ 3,208,000	\$ 4,747,000	\$ 19,497,640

Important note: *The five-year look ahead is a planning tool for discussion purposes, does not represent funding commitments, and is subject to change. Cost estimates are presented at current value / current dollars and are not escalated for inflation.*

* Oceanfront Encroachment, Building Excise Tax, AQMD Subvention, Environmental Liability, Balboa Village Parking

List of Appendices

Appendix A	Alphabetical Index
Appendix B	Assessment Districts
Appendix C	Encumbered Projects Underway
	Notes

Alphabetical Index

Appendix A

	Project	Page	
A	16th Street Pump Station / Back Up Generator	68	
	Abandoned / Surrendered Watercraft Abatement	50	
	Advanced Metering Infrastructure	67	
	Affordable Housing	82	
	Aircraft Sound Monitoring	83	
	Alleys Reconstruction	12	
	Alta Vista Regulating Station Relocation	68	
	American Legion Bulkhead	51	
	Arches Storm Drain Dry Weather Diversion	63	
	Assessment District Payment for City Parcels	84	
	B	Balboa Boulevard Median Improvements	13
Balboa Island and 10th Street Swim Platforms		52	
Balboa Island Drainage Master Plan / Pump Stations		14	
Balboa Island Enhancements		85	
Balboa Island Water Main Replacement		69	
Balboa Peninsula Crosswalks Improvement		37	
Balboa Peninsula Summer Trolley		38	
Balboa Village Enhanced Maintenance		86	
Balboa Village Façade Improvement Program		87	
Balboa Village Streetscape Improvements		15	
Balboa Village Wayfinding Improvements		88	
Balboa Yacht Basin Major Dock Maintenance		53	
Bay / Channel Crossings Main Replacement		70	
Bayside Drive Rehabilitation		16	
Beach and Bay Sand Management		54	
Big Canyon Reservoir Building Rehabilitation		1	
Bilge Pumpout Dock / Oil Collection Centers		55	
Bison Avenue / San Joaquin Hills Road Pavement Rehabilitation		17	
Bonita Canyon Drive Pavement Rehabilitation		18	
C		Cameo Highlands Street Rehabilitation	19
		Carnation Ave Sewer Main Replacement	78
		Central Library Lecture Hall	2
		City Yard CNG Fueling System Expansion	3
	Cliff Drive Park Clubhouse Wall Rehabilitation	4	
	Coast Highway Traffic Signal Synchronization	39	
	Concrete Replacement Program	20	
	Concrete Street Pavement Reconstruction	21	

	Project	Page
D	Dover Shores Traffic Study	40
F	Facilities Maintenance Master Plan	5
	Fire Station No. 2 Replacement - Lido	6
	Fire Station No. 5/Library Replacement - Corona del Mar	7
	Fire Station Remodels	8
G	General Plan Update	89
	Grade Adjustments - Sewer Manhole Covers	79
	Grade Adjustments - Water Valves	71
	Grant Howald Park Rehabilitation	45
H	Harbor Bulkheads and Seawalls Repairs	56
	Harbor Maintenance / Minor Improvements	57
	Harbor Piers Rehabilitation	58
	Harborwide Dredging / Planning	59
J	Junior Lifeguards Building	9
L	Landscape Enhancement Program	22
	Lido Village Water Main Replacement	72
M	MacArthur Boulevard / University Drive Pavement Rehabilitation	23
	Marine Avenue Reconstruction	24
	Master Facilities Plan Strategic Planning	10
N	Neighborhood Parking and Curb Improvements	25
	Newport Bay Water Wheel	64
	Newport Boulevard Landscape Rehabilitation	26
	Newport Pier Area Water Main Replacement	73
	Newport Pier Platform and Piles	60
O	Ocean Boardwalk and Parking Lot Improvements	41
	Ocean Boulevard/Carnation Ave Concrete Pavement Reconstruction	27
	Ocean Front Bike Safety Improvements	42
	Ocean Piers Inspection and Maintenance	61
	Old Newport Boulevard / West Coast Highway Modifications	28
	Orange Coast River Park Vision Plan	90
P	Park Walls and Staircases Rehabilitation	46
	Pavement Overlay	29
	Playground Refurbishment Program	47
	Police Facility Remodel	11
	Santa Ana Ave/Avon Slope Improvement Plan	30
S	SCE Rule 20A Credit Purchase	91
	Sewer Lift Station Improvements	80
	Sewer Main Lining and Repairs	81

	Project	Page
S	Slurry Seal Program	31
	Storm Drain System Repair/Rehabilitation	32
	Street Pavement Repair Program	33
	Streetlight Rehabilitation Program	34
	Sunset Ridge Park Access	48
	Superior Avenue Overcrossing and Parking Lot	49
T	Tide Valve Replacement Program	35
	TMDL Compliance / Water Quality Improvements	65
	Traffic Signage, Striping and Marking	43
	Traffic Signal Rehabilitation Program	44
	Transmission Main Valves Replacement	74
U	Utilities Undergrounding AD 111 (Newport Blvd / 23rd St / Ocean Front W / 31st St)	92
	Utilities Undergrounding AD 113	93
	Utilities Undergrounding AD 116 (Channel Rd / 44th St / Balboa Blvd / 38th St)	94
	Utilities Undergrounding AD 116B (River Ave / 47th St / Balboa Blvd / 45th St)	95
	Utilities Undergrounding AD 117 (Carnation Ave / Begonia Ave / Acacia Ave)	96
V	Vessel Sewage Pumpouts Replacement	62
	Via Lido Soud and Nord Water Main Replacement	75
W	Water System Rehabilitation	76
	Water Well Rehabilitation	77
	West Coast Highway Median Landscaping	36

Assessment Districts

Appendix B

Utilities Undergrounding is the process of placing all overhead utilities (electric, telephone, and cable TV wires) and electrical facilities such as transformers underground. Most underground utility assessment districts are formed at the request of the local property owners through a multi-step, multi-year process. Property owners interested in forming an assessment district for utilities undergrounding can request the City to administer the formation process. There are three ways property owners can underground existing overhead utilities:

- Rule 20A* Rule 20A projects are typically public projects where the applicant is a city or other municipality. The project uses earmarked funds set aside by the utility company for such purposes and must meet certain criteria, such as: unusually heavy concentration of overhead facilities; heavily traveled area; qualifies as an arterial or major collector road in the general plan; within or passing through a civic, recreational, or scenic area.
- Rule 20B* Rule 20B allows property owners to elect to form an underground utility assessment district when Rule 20A does not apply.
- Rule 20C* Rule 20C enables property owners to privately fund undergrounding overhead facilities if neither of the above rules apply.

Approved Assessment Districts

<i>AD</i>	<i>Fund</i>	<i>Location</i>	<i>Rule</i>	<i>Formation Approved</i>	<i>Construct Start</i>	<i>Construct End</i>	<i>Pole / Wire Removal</i>	<i>Value</i>
111	660	Newport Blvd / 23rd St / Ocean Front W / 31st St	B	01/12/2016	Fall 2019	Summer 2020	Fall 2020	\$3,426,186
113	663	West Balboa Island	B	11/27/2018	Summer 2020	Summer 2023	Fall 2023	\$6,249,500
116	659	Channel Rd / Ave / 44th St / Balboa Blvd / 38th St	B	01/12/2016	Summer 2019	Summer 2022	Fall 2022	\$1,925,000
116B	661	River Ave / 44th St / Balboa Blvd / 38th St	B	01/12/2016	Summer 2019	Summer 2022	Fall 2022	\$970,000
117	658	Carnation Ave / Begonia Ave / Acacia Ave	B	11/24/2015	Summer 2018	Spring 2019	Fall 2021	\$4,640,550
Total Value:								\$17,211,236
22	663	Balboa Boulevard - Phase 1	A		Summer 2019	Summer 2022	Fall 2022	\$6,500,000

For more information on Utility Undergrounding Assessment Districts, visit www.newportbeachca.gov/publicworks

Encumbered Projects Underway

Appendix C

Not Otherwise Shown in Proposed CIP Budget

The annual Capital Improvement Program budget includes new appropriations and estimated unencumbered carryover funds. Several projects have been awarded with funding contracted (encumbered) to be spent in the near term. These projects and their current balances are listed here.

<i>Project Number</i>	<i>Primary Contract</i>	<i>Title</i>	<i>Balance of Encumbrances as of 4/1/2019</i>
19D12	8563-1	Balboa Island West End Drainage	\$289,690
16W13	6104	Big Canyon Reservoir Metering / Vault	\$32,894
19R06	7434-1	Concrete Replacement FY19	\$736,170
18F02	Multiple	Facilities Maintenance Master Plan FY18	\$682,688
16H12	8171-2	Grand Canal Dredging	\$969,323
16H13	7397-1	Harbor Tide Gauge	\$33,296
19F14	7523-2	Marina Park Tenant Improvements	\$60,618
19M13	8544-1	Sea Level Rise Study	\$10,367
19W15	7428-1	Spyglass Hill Reservoir Mixer	\$192,000
19R03	7442-1	Street Pavement Repairs	\$353,495
18T01	6269	Traffic Signal Rehabilitation (FY18)	\$257,728
17W02	8237-1	Water Master Plan Update	\$39,781
<i>Additional Public Works Projects in Progress</i>			<u><u>\$3,658,050</u></u>

Notes

Notes

Notes



100 Civic Center Drive ■ Newport Beach, CA 92660
(949) 644-3330
www.NewportBeachCA.gov