



City of Newport Beach

PY 2008-2009

**Consolidated Annual Performance
and Evaluation Report**

September 2009



**City of Newport Beach
2008-2009 Consolidated Annual
Performance and Evaluation Report**

Table of Contents

EXECUTIVE SUMMARY	i
I. GENERAL NARRATIVE	1
Assessment of One-Year Funding Objectives and Strategies	1
Changes to Program	2
Affirmatively Furthering Fair Housing	2
Actions Taken to Address Obstacles in Meeting Underserved Needs	7
Leveraging Resources	7
II. MANAGING THE PROCESS	9
III. CITIZEN PARTICIPATION	10
IV. INSTITUTIONAL STRUCTURE	12
V. MONITORING	13
VI. LEAD-BASED PAINT	18
VII. HOUSING	19
Housing Needs.....	19
Specific Housing Objectives	20
Public Housing Strategy	21
Barriers to Affordable Housing	21
VIII. HOMELESS NEEDS	22
Specific Homeless Prevention Elements	24
IX. COMMUNITY DEVELOPMENT	25
X. ANTI-POVERTY STRATEGY	29
XI. NON-HOMELESS SPECIAL NEEDS	30
XII. OTHER NARRATIVE	31
APPENDICES:	
A. Summary of Annual Objectives (CPMP Excel Tables)	
B. Project Summaries (CPMP Excel Tables)	
C. Proof of Public Notice	
D. Map (Newport Beach Eligible CDBG Areas)	
E. IDIS Reports	
1. HUD Grants and Program Income Report	
2. Summary of Consolidated Plan Projects for Program Year 2008-2009	
3. Summary of Accomplishments for Program Year 2008-2009	
4. Grantee Performance Report for Program Year 2008-2009	
5. CDBG Financial Summary for Program Year 2008-2009	
F. CAPER Checklist	



EXECUTIVE SUMMARY

Executive Summary

This report is the Fourth Year Consolidated Annual Performance and Evaluation Report (CAPER) which outlines the City's progress in meeting the goals and objectives outlined in the City's Five-Year Consolidated Plan for fiscal years 2005 – 2009. The Strategic Plan objectives and goals in the Five-Year Consolidated Plan are summarized below, including the goals and achievements for program year (PY) 2008-2009.

Strategic Plan Objectives

STRATEGIC PLAN OBJECTIVES	FIVE-YEAR GOALS	PY 2008-09 GOALS	PY 2008-09 ACHIEVEMENTS
Foster & Maintain Affordable Housing			
Increase supply of affordable housing units through new construction	120 households	0 households	0 households
Maintain current level of Section 8 Vouchers & rent restricted units	133 households	97 households	681 households
Ensure universal access to fair housing	1,525 households	190 households	233 households
Special Needs Population Objectives			
Increase accessibility to public facilities	3 public facilities	1 Facility	1 public facility
Improve supportive services to elderly residents	350 persons	110 persons	154 persons
Improve supportive services to those with substance addictions	25 persons	7 persons	12 persons
Improve supportive services to those living with HIV / AIDS	200 persons	7 persons	0 person
Homeless Objectives			
Preserve the supply of emergency and transitional units available	1,250 persons	120 persons	166 persons
Assist homeless and those at risk of homelessness	300 persons	127 persons	362 persons
Assist homeless battered women and children	250 persons	10 persons	25 persons
Community Development Objectives			
Eliminate blight, blighting influences, and prevent deterioration of property	2,500 households	500 households	500 households
Improve health and safety through rehabilitation of community facilities	3 public facilities	1 public facility	1 public facility
Preserve neighborhoods and provide economic empowerment to lower income residents	3 public facilities	1 public facility	1 public facility

A detailed breakdown of the four year accomplishments using CDBG funds can be found in the Summary of Annual Objectives in Appendix "A".

Development of the 2008-2009 CAPER

As required by the United States Department of Housing and Urban Development (HUD), the City of Newport Beach has prepared the Consolidated Annual Performance and Evaluation Report (CAPER) for public review and comment prior to its submittal to HUD. This document contains an assessment of the City's performance relative to the One-Year Action Plan. To the greatest extent feasible, the data collection efforts required by the CAPER reflect information for housing and community development projects that occurred in the City's jurisdiction, even if the City was not the lead agency.

Citizen Participation

As a prerequisite to submitting its Consolidated Annual Performance and Evaluation Report, the City's Citizen Participation Plan and the CDBG implementing regulation require that a public hearing be held to allow citizens and public service agencies an opportunity to express their views concerning the use of said funds. Said public hearing was held on September 22, 2009 before the Newport Beach City Council.

In addition, the draft 2008-2009 CAPER was made available to the general public for a period of 15 days in order to provide them with an opportunity to review the document. In compliance with the City's approved Citizen Participation Plan and CDBG implementing regulation 24 CFR 92-105, a Public Notice was published to solicit public comments from interested citizens and to consider and approve the City's 2008-2009 CAPER. A copy of the published Public Hearing Notice can be found in Appendix "C".

Consultation

The City worked with several local agencies in the preparation of the 2008-2009 CAPER. These included Community Based Organizations, various departments at the City of Newport Beach, and the Fair Housing Council of Orange County.

Council Review and Public Hearing

On September 22, 2009, the City Council reviewed the 2008-2009 CAPER, allowed citizens an opportunity to comment on the draft CAPER and approved the 2008-2009 Newport Beach Consolidated Annual Performance and Evaluation Report.

Activities Undertaken

Table i -1 summarizes the source of funds used to implement projects undertaken with CDBG funds under the PY 2008-2009.

**Table i-1
2008-2009 Program Year Sources of Funds**

ID	Fund	Source	Amount
1.	2008-09 CDBG Entitlement	U.S. Dept of HUD	\$355,659.00
2.	2008-09 CDBG-R Amendment	U.S. Dept of HUD	\$96,603.00
3.	Unallocated Funds	U.S. Dept of HUD	\$25,111.32
TOTAL SOURCES			\$477,373.32

Table i -2 summarizes the projects undertaken with CDBG funds under the PY 2008-2009.

**Table i-2
2008-2009 Program Year Uses of Funds**

ID	Organization	Program /Project	Funded Amount
1.	City of Newport Beach	CDBG Administration	\$57,131.00
2.	Fair Housing Council	Fair Housing Services	\$14,000.00
3.	Human Options	Emergency Shelter for Battered Women	\$5,000.00
4.	Families Forward	Emergency/Transitional Shelter	\$10,000.00
5.	South County Senior Services	Home-Delivered Meal Program	\$28,348.00
6.	Serving People In Need	Substance Abuse Rehabilitation	\$10,000.00
7.	City of Newport Beach	ADA Sidewalk Improvements	\$34,926.00
8.	City of Newport Beach	108 Loan Repayment	\$196,254.00
9.	City of Newport Beach	CDBG-R Playground Improvements (1)	\$96,603.00
10.	Unallocated Funds		\$25,111.32
TOTAL USES			\$477,373.32

(1) Inclusive of Amendment No. 1 to 2008-2009 One-Year Action Plan approved by the City Council on May 26, 2009. The Amendment added supplemental CDBG-R funds allocated to the City of Newport Beach under the Title XII of the American Recovery and Reinvestment Act of 2009 (ARRA).



I. GENERAL NARRATIVE

Fourth Program Year CAPER

I. GENERAL NARRATIVE

General Questions

1. *Assessment of the one-year goals and objectives:*
 - a. *Describe the accomplishments in attaining the goals and objectives for the reporting period.*
 - b. *Provide a breakdown of the CPD formula grant funds spent on grant activities for each goal and objective.*
 - c. *If applicable, explain why progress was not made towards meeting the goals and objectives.*

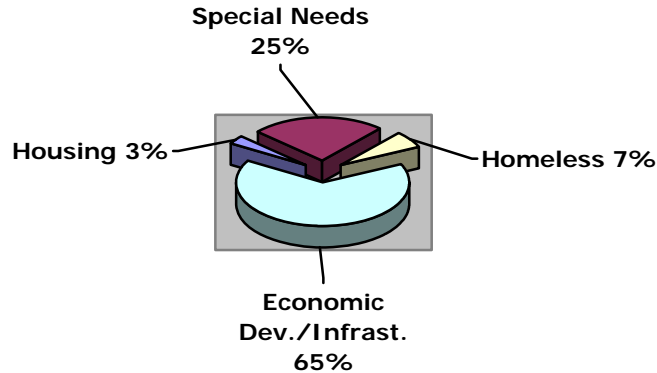
The City met with several local agencies concerning their accomplishments for the program year, including the Community Based Organizations, City of Newport Beach Public Works Department, and Fair Housing of Orange County. The City has made progress towards meeting the Strategic Plan goals of the Five-Year Consolidated Plan (see Executive Summary *Strategic Plan Objectives* Table).

The City utilizes its allocation of Community Development Block Grant (CDBG) funds to address the Strategic Plan goals for Affordable Housing, Special Needs Populations, Homeless Objectives, Community Development Objectives, and some Housing Objectives. The majority of the Housing objectives, however, are met utilizing local funds including the City's in-lieu fees proceeds. The specific accomplishments for the 2008-2009 program year concerning housing goals and objectives are discussed in Section VII, Housing.

The City successfully utilized its allocation of CDBG funds to exceed the annual goals established for the 2008-2009 program year (PY) as illustrated by the following achievements for the year:

Foster & Maintain Affordable Housing	One-Year Goals	PY Achievement
Increase supply through new construction	0 households	0 households
Maintain current level of Section 8 vouchers & rent restricted units	97 households	681 households
Ensure universal access to fair housing	190 persons	233 persons assisted
Special Needs Population Objectives	One-Year Goals	PY Achievement
Increase accessibility to public facilities	1 public facility	1 public facility
Improve supportive services to elderly residents	110 persons	154 persons assisted
Improve services to those with substance addictions	7 persons	12 persons assisted
Improve services to persons with HIV / AIDS	7 persons	0 person assisted
Homeless Objectives	One-Year Goals	PY Achievement
Preserve the supply of emergency & transitional shelters	120 persons	166 persons assisted
Assist homeless & those at risk of homelessness	127 persons	362 persons assisted
Assisted homeless battered women and children	10 persons	25 persons assisted
Community Development Objectives	One-Year Goals	PY Achievement
Eliminate blight & prevent deterioration of property	500 households	500 households
Improve health & safety through rehab of community facilities	1 public facility	1 public facility
Preserve neighborhoods & provide economic empowerment to lower-income residents	1 public facility	1 public facility

Percent of CDBG Funding By Strategic Plan Objectives



The pie chart above illustrates the percentage of CDBG expended to accomplish the various Strategic Plan objectives. The chart above does not include the administration expenditures as the City believes all administrative expenses contribute to the fulfillment of each strategic Plan objective.

2. *Describe the manner in which the recipient would change its program as a result of its experiences.*

The City would not change its program at this time. The City recently evaluated its capital improvement programs such as the Sidewalk Improvements. While this is a worthy program that increases accessibility for the purpose of creating a suitable living environment for the residents of Newport Beach, this program requires significant amount of financial and staff resources to implement. The City elected to carry-over funds from the last two prior Program Years which contributed to the completion of a larger Sidewalk Improvement project. In addition, the City will complete the CDBG-R Playground Resurfacing/Accessibility Improvement Project as stated in the Amendment to 2008-2009 Annual Action Plan submitted to HUD.

3. *Affirmatively Furthering Fair Housing:*
 - a. *Provide a summary of impediments to fair housing choice.*
 - b. *Identify actions taken to overcome effects of impediments identified.*

In addition to developing a Consolidated Plan that addresses a broad range of housing and community development needs, the City also participates in the development of a regional plan with other Orange County cities called the "Analysis of Impediments to Fair Housing", or AI, to specifically address overcoming the barriers to fair housing found in the community. This study identifies impediments to fair housing and also recommends actions to overcome the effects of these impediments. The City's last AI was updated in 2006. The following is a list of impediments cited in the plan:

The following annual service report covers Fair Housing Actions taken from July 1, 2008 through June 30, 2009 and lists some actions recommended to be taken in the year 2009/2010 by participating jurisdictions in this regional area in addressing the findings and recommendations made in the most recently

updated Orange County Regional Analysis of Impediments to Fair Housing Choice (A.I.):

1. The region has a well established and effective private fair housing council that provides dynamic and comprehensive educational and enforcement programs to the local jurisdictions it serves. This partnership is used as a model of public and private cooperation in other areas of the nation and is considered one of the most professional and efficient private fair housing council in the nation.

RECOMMENDATION: *Orange County jurisdictions support a continuation of fair housing services at the current level of effectiveness. CDBG funds allocated to fair housing services equal to or greater than the service demand rate requested by FHCOC. This will insure that all Orange County residents are provided with the same professional level of services.*

Action: The City jurisdiction contracted with Fair Housing Council of Orange County (FHCOC) to provide comprehensive educational and enforcement programs to its residents.

Milestone: Provide fair housing education, counseling and enforcement services within the City of Newport Beach to all current or potential residents.

Implementation Details: During FY 2008/2009 FHCOC provided the following levels of service:

FAIR HOUSING COMMUNITY EDUCATION - Activities included conducting 70 educational activities involving over 7000 participants. These included 37 outreach events to the general public, 18 foreclosure prevention workshops, 11 other training or community events, and 4 radio or television appearances. All activities were generally open to attendees from throughout Orange County.

FHCOC staff members spoke at public meetings on housing related matters, and held 1 to 3-hour training programs for consumers and professionals in the housing industry, such as real estate agents, property managers, owners, and lending institution staff. The agency also held a regional equal-housing opportunity theme contest that was open to all Orange County grade school 5th & 6th grade classes.

FAIR HOUSING ENFORCEMENT - Activities included responding within the region to 59 housing discrimination complaints that resulted in the opening of a case file, of which one (1) was located in the City of Newport Beach. Responses included, as appropriate, investigation, testing, "portfolio testing" evaluation of the merits of fair housing claims, and when appropriate, conciliation and/or prosecution of meritorious housing discrimination cases.

HOUSING DISPUTE EVALUATION & RESOLUTION - Activities included assisting more than 7,600 unduplicated regional-households that made 8,193 requests for service that resulting in the provision of assistance for 22,680 housing related issues, disputes or inquiries. Of these, 233 unduplicated households from the City of Newport Beach made 258 requests for service involving 777 issues.

2. This region studied and conducted testing, through FHCOC and a grant provided by HUD's Fair Housing Initiatives Program (FHIP). The pre-application testing did not account for the high denial rate of loans to blacks and Hispanics. The Home Mortgage Disclosure Act (HMDA) data continues to indicate a disproportionate number of loan denials to upper-income minorities as compared to white applicants.

RECOMMENDATION: *Promote Fair Housing Education within the banking and lending industry. Local jurisdictions contract with a consultant to prepare and conduct training to encourage voluntary compliance with fair housing laws. The initial cost of curriculum preparation would be paid for by participants in the training over time and would allow for continuation of the educational programs. Continue to monitor HMDA data to determine if the educational programs have a positive effect on loan denial rates for minorities. This approach would not prevent enforcement in cases involving identifiable discriminatory practices by a lending institution.*

Action: Increase awareness of fair housing through outreach to lending institutions. Include lending institutions in solicitations for participation in fair housing educational seminars and presentations in order to increase the participation of lending institutions.

Milestone: Development of a fair housing educational presentation geared toward providers, brokers and processors of home mortgages.

Implementation Details: FHCOC attended numerous meetings with lender representatives to highlight fair housing issues. FHCOC continued to invite local banking and lending industry personnel to attend fair housing education sessions including the coverage of home mortgage activities by fair housing laws. As resources permitting FHCOC examined regional HMDA data to look for statistically significant indicators of discriminatory lending practices. FHCOC continues to investigate lending-related complaints of apparent instances of differential treatment on a protected class basis and, where possible, informs local jurisdictions of these occurrences. Subject to funding availability, FHCOC will develop such a curriculum during fiscal year 2009-2010.

Additionally, FHCOC monitored the mortgage industry to detect incidences or patterns of predatory and/or discriminatory practices as a result of the marked increase in mortgage default issues presented by clients specially those with so-called "sub-prime" loans. Through participation in the Orange County Home Ownership Preservation Collaborative (OC-HOPC), which includes lender representatives, FHCOC highlighted the need to uncover and address these illegal practices.

3. Orange County's high cost of housing negatively impacts minorities, immigrants and families with children more often than white households or those without children. This results in high concentrations of minorities in low-income census tracts living in sub-standard and/or overcrowded housing conditions.

RECOMMENDATION: Local jurisdictions enter into discussions with banking institutions located in Orange County to encourage the use of Community Reinvestment Act (CRA) funds in ways that will benefit minority and low-income neighborhoods. This can be accomplished by encouraging banks to support programs provided by FHCOC to increase financial literacy and the use of main-stream banking services as well as IDA's to promote saving for home ownership, higher education or micro-businesses. This cooperative effort between public, private for-profit and non-profit entities would be a

model program that could easily be replicated in other areas of the nation to improve housing conditions, earning potential and unemployment of local residents.

Action: Local jurisdictions utilized their influence as customers of banking institutions and cultivated relationships with CRA-related banking personnel to enhance community reinvestment in areas with high concentration of underserved groups to housing opportunities.

Milestone: As a result of greater housing-focused CRA activities in the region, FHCOC needs to obtain funding for the implementation foreclosure prevention counseling and for financial literacy and banking education program targeted towards underserved groups, particularly minorities and immigrants.

Implementation Details: Resources did not allow FHCOC to develop, market and present a financial literacy and banking education program. The program would include assisting participants with Individual Development Accounts (IDA's) that are intended to assist participants in accessing housing opportunities. The program would be marketed primarily to traditionally underserved groups, such as minorities and immigrants, especially those with limited English proficiency. The program would highlight the pitfalls that were found in many of the so-called "innovative" mortgage products marketed to individuals with less than prime credit.

In response to the surge of foreclosures many of which involve sub-prime or so-called "innovative" mortgage products FHCOC obtained lender-provided grant funds to specifically counsel distressed lower-income borrowers, many of whom are minorities and immigrants, in order to assist them in avoiding foreclosures. During FY 2008/2009, FHCOC provided counseling to more than 420 households facing issues of mortgage default and foreclosure. These activities promote the retention of newly-achieved homeownership.

4. Local jurisdictions do not have formal fair housing educational systems in place for staff who impact fair housing issues, such as, planning/zoning staff, housing authority staff, code enforcement and CDBG monitoring staff.

RECOMMENDATION: *All employees in positions that impact fair housing issues attend formal fair housing training. The training can be conducted at the local jurisdiction level by contracting with a fair housing council or other training entity. A more cost effective approach would be to provide funds for individuals to attend regularly scheduled fair housing training provided by FHCOC and those provided as a partnership between FHCOC and the Apartment Association of Orange County. This option would allow all staff members to attend fair housing training within 6 months of hire without the cost of conducting a private session.*

Action: During fiscal year 2009/2010 FHCOC will offer fair housing training sessions that are open to all local government staff.

Milestone: City planning staff schedule and attend training session(s).

Implementation Details: FHCOC will send notices to city staff. City staff will attend the training as appropriate and receive certification of attendance.

During FY 2008/2009 FHCOC provided a no-fee training for city code enforcement officials.

5. Insurance Companies may be targeting certain census tracts or zip codes for higher rates or different terms and conditions in violation of fair housing laws. This was a finding in the Regional AI conducted in 2000 and it remains beyond the scope of this analysis.

***RECOMMENDATION:** Local jurisdictions conduct or fund an audit of insurance practices in Orange County to determine if violations of fair housing laws are being complied with. If there are negative findings an educational program to encourage voluntary compliance would be the first step in correcting the problem. Enforcement action would remain possible in cases with direct evidence of illegal discrimination.*

Action: The local fair housing provider received extensive training to insure a valid audit could be conducted.

Milestone: Subject to funding availability, conduct an audit of selected zip codes.

Implementation Details: Review demographic data to determine areas in which high numbers of minority populations and conduct a testing audit of insurance carriers. Review and analyze the audit results.

6. Recent immigrant populations do not have information necessary to understand fair housing laws. This results in immigrants experiencing illegal discrimination as well as discrimination by recent immigrants in positions impacting housing.

***RECOMMENDATION:** Continue outreach to immigrant populations as FHCOC has done over the past 3 years. This service is both time and resource intensive. It requires information in many languages as well as professional staff members who are fluent in more than one language. Much of the illegal discrimination against immigrant populations is in the form of encouraging certain immigrants (and discouraging others) to apply and live in housing communities with sub-standard conditions. FHCOC has also found that some immigrant housing providers are not familiar with fair housing laws and as a result engage in illegal discrimination by discouraging persons not of their race or national origin. These cases must be handled in the same manner as any other discrimination case. FHCOC does not selectively enforce fair housing laws against only white or non-minority housing providers. FHCOC filed and recovered damages from a housing provider based upon discrimination against white applicants in favor of minority applicants. Education and enforcement are both necessary to eliminate fair housing violations.*

Action: The FHCOC provided written materials in English, Spanish and Vietnamese for use by local jurisdictions and other service providers. FHCOC made specific outreach efforts to immigrant populations in low-income neighborhoods to provide information to such populations. It is estimated that more than 1,000 limited English proficiency households were served during the past 12 months, including those reached through participation in a Vietnamese language radio show. FHCOC continued to implement activities under its current Fair Housing Initiatives Program (FHIP) grant to specifically provide fair housing services geared towards immigrant communities, especially involving those immigrants with limited English proficiency.

Milestone: Continue to distribute written materials and to provide community education services. Design and implement a fair housing testing program to involve

members of immigrant populations with limited English proficiency to increase outreach to those populations.

Implementation Details: FHCOC will continue to distribute informational materials to service providers, the housing industry and the public. As part of its current FHIP project, FHCOC is acquiring a broader set of non-English fair housing outreach materials for distribution in other immigrant communities. A portion of past and current FHIP-funded testing activities were or are geared towards uncovering discrimination against individuals with limited English proficiency.

Through its foreclosure prevention activities, FHCOC assists individuals with limited English proficiency who have received loan documents prepared in English, that may have terms that are different from what they believed they were obtaining, or of which they had less than a full understanding.

7. Local jurisdictions have independent and distinct policies and programs that affect housing options. This can result in increased or decreased minority and low-income populations in any given area.

RECOMMENDATION: *Orange County entitlement jurisdictions coordinate their efforts to insure that all residents have decent, safe and affordable housing free from illegal discrimination. It is critical to work as a region to overcome the problems created by the very high cost of housing. Monitor local policies to insure there are no fair housing violations or neutral policies that have a discriminatory effect.*

Action: During the most recent A.I. update, the City of Newport Beach monitored and reviewed its land use and other policies to ensure compliance with fair housing laws. The jurisdiction will work to ensure all potential recipients of government funds for housing related programs assist the jurisdiction in affirmatively furthering fair housing.

Milestone: Local governments will include a requirement for all recipients of federal funds to assist in affirmatively furthering fair housing, when engaged in activities that touch on issues of housing.

Implementation Details: Local governments will include the requirement in all contracts involving federal money expended for housing related activities. This is of increased importance in light of the emerging initiative on the part of the U.S. Department of Housing and Urban Development to more rigorously define and enforce the obligation of federal entitlement jurisdictions to affirmatively further fair housing

4. Describe Other Actions in the Strategic Plan or Action Plan that were taken to address obstacles to meeting underserved needs.

According to the Consolidated Plan, one of the most underserved needs in the City is affordable housing for families of extremely low, very low and low income. The City has identified the lack of developable sites, high land costs and limited funding as obstacles to affordable housing. The City has previously adopted policies to overcome these obstacles and to encourage affordable housing production by providing density bonuses and fee waivers.

5. *Leveraging Resources*

- a. *Identify progress in obtaining "other" public and private resources to address needs.*
- b. *How Federal resources from HUD leveraged other public and private resources.*
- c. *How matching requirements were satisfied.*

The City used its CDBG allocations as collateral to secure a \$2.4 million Section 108 loan in the 2001-2002 program year. These additional funds were used to complete a portion of the Balboa Village Improvement Project. The 108 loan is being repaid over a twenty year-period.

The City also supported the Continuum of Care Homeless Assistance Grant application submitted by the Orange County Housing & Community Development Department. The County successfully secured \$13.7 million in the Homeless Super NOFA during the 2008-2009 program year.

There are no matching requirements for CDBG.



II. MANAGING THE PROCESS

II. MANAGING THE PROCESS

1. Describe actions taken during the last year to ensure compliance with program and comprehensive planning requirements.

The City has made all efforts to ensure compliance with the 2005-2009 Consolidated Plan and subsequent One-Year Action Plans. The City has utilized IDIS for preparation of the Consolidated Plan and Action Plans. The City has included all necessary HUD reports as part of its CAPER submittal and has utilized the CPMP Tool to monitor the progress of the Strategic Plan (also see Appendix "A"). In addition, the City continues to consult with HUD for technical assistance of projects when necessary.

Strategic Plan Objective

STRATEGIC PLAN OBJECTIVES	FIVE-YEAR GOALS	PY 2008-09 GOALS	PY 2008-09 ACHIEVEMENTS
Foster & Maintain Affordable Housing			
Increase supply of affordable housing units through new construction	120 households	0 households	0 households
Maintain current level of Section 8 Vouchers & rent restricted units	133 households	97 households	681 households
Ensure universal access to fair housing	1,525 households	190 households	233 households
Special Needs Population Objectives			
Increase accessibility to public facilities	3 public facilities	1 Public Facility	1 public facility
Improve supportive services to elderly residents	350 persons	110 persons	154 persons
Improve supportive services to those with substance addictions	25 persons	7 persons	12 persons
Improve supportive services to those living with HIV / AIDS	200 persons	7 persons	0 person
Homeless Objectives			
Preserve the supply of emergency and transitional units available	1,250 persons	120 persons	166 persons
Assist homeless and those at risk of homelessness	300 persons	127 persons	362 persons
Assist homeless battered women and children	250 persons	10 persons	25 persons
Community Development Objectives			
Eliminate blight, blighting influences, and prevent deterioration of property	2,500 households	500 households	500 households
Improve health and safety through rehabilitation of community facilities	3 public facilities	1 public facility	1 public facility
Preserve neighborhoods and provide economic empowerment to lower income residents	3 public facilities	1 public facility	1 public facility



III. CITIZEN PARTICIPATION

III. CITIZEN PARTICIPATION

1. *Provide a summary of citizen comments.*

The City encourages input and feedback on its performance in meeting the objectives of the Five-Year Strategic Plan from concerned residents and local advocacy groups. The City provides a public review and comment period for a draft version of this document, the CAPER, and also holds a public hearing to solicit input.

A draft copy of the CAPER covering PY 2008-2009 was made available from September 5, 2009 to September 22, 2009. No public comments were received. The public hearing to solicit public input and comment on the CAPER and the City's performance during PY 2008-2009 was held at the Newport Beach City Council Chambers at 3300 Newport Boulevard, Newport Beach, California. No public comments were made. Notice of both the public comment/review period and the public hearing was published on September 5, 2009 in the Daily Pilot, a newspaper of local circulation. A copy of the Notice appears in Appendix "C".

2. *In addition, the performance report provided to citizens must identify the Federal funds made available for furthering the objectives of the Consolidated Plan. For each formula grant program, the grantee shall identify the total amount of funds available (including estimated program income), the total amount of funds committed during the reporting period, the total amount expended during the reporting period, and the geographic distribution and location of expenditures. Jurisdictions are encouraged to include maps in describing the geographic distribution and location of investment (including areas of minority concentration). The geographic distribution and expenditure requirement may also be satisfied by specifying the census tracts where expenditures were concentrated.*

Program Year 2008-2009 Fund Sources and Uses

Fund Sources

2008-2009 CDBG Allocation	\$355,659.00
2008-2009 Amendment CDBG-R	\$ 96,603.00
Unallocated Funds	<u>\$ 25,111.32</u>

Total Fund Sources **\$477,373.32**

Fund Uses

	Budget	Expenditure
ADMINISTRATION		
CDBG Administration	\$ 57,131.00	\$ 57,131.00
Fair Housing Orange County	<u>\$ 14,000.00</u>	<u>\$ 14,000.00</u>

Total Administration **\$ 71,131.00** **\$ 71,131.00**

Fund Uses	Budget	Expenditure
PUBLIC SERVICES		
Emergency Shelter for Battered Women	\$ 5,000.00	\$ 5,000.00
Home Delivered Meal Program	\$ 28,348.00	\$ 28,348.00
Transitional Housing Program	\$ 10,000.00	\$ 10,000.00
Substance Abuse Rehabilitation	<u>\$ 10,000.00</u>	<u>\$ 10,000.00</u>
Total Public Services	\$ 53,348.00	\$ 53,348.00

	Budget	Expenditure
CAPITAL PROJECTS		
ADA Sidewalk Improvements	\$ 34,926.00	\$ 34,888.67
Section 108 Loan Payment	<u>\$196,254.00</u>	<u>\$ 196,253.20</u>
Subtotal Capital Projects	\$231,180.00	\$ 231,141.87
CDBG-R Playground Improvements (1)	\$ 96,603.00	\$ 0.00
Total Capital Projects	\$327,783.00	\$ 231,141.87

Summary of Uses	Budget	% of Budget	Expenditure
Administration	\$ 71,131.00	20%	\$ 71,131.00
Public Services	\$ 53,348.00	15%	\$ 53,348.00
Capital Projects	\$ 231,180.00	65%	\$ 231,141.87
CDBG-R Project	\$ 96,603.00		\$ 0.00
Unallocated Funds	<u>\$ 25,111.32</u>		<u>\$ 0.00</u>
Total	\$ 477,373.32	100%	\$355,620.87

(1) CDBG-R Playground Improvements Project is still awaiting for grant approval. Project will be completed in the subsequent program year. All projects were completed within the City of Newport Beach. Please refer to the map in Appendix "D", Newport Beach CDBG Eligible Areas.



IV. INSTITUTIONAL STRUCTURE

IV. INSTITUTIONAL STRUCTURE

- 1. Describe actions taken during the last year to overcome gaps in institutional structures and enhance coordination.*

The City of Newport Beach continued to work with Orange County, the Orange County Housing Authority and various non-profit organizations to provide services to the City's residents. Through the cooperative efforts of these organizations, a variety of housing and community development programs were implemented throughout the community.

The City maintained close contact with social service organizations funded by the City as well as other local service providers to coordinate efforts and to avoid the duplication of services.



V. MONITORING

V. MONITORING

1. Describe how and the frequency with which you monitored your activities.

Each program year, the City develops a custom monitoring schedule including each contractor / subrecipient comprised of the following monitoring tools:

- Annual Subrecipient Conference / Onsite Technical Assistance Visit
- Desk monitoring
- Performance reports through our *Grants Management System (GMS)*
- Onsite program and financial reviews

An appropriate combination of these four items provides a clear and timely picture of each contractor/subrecipient's progress and level of compliance with program regulations.

Annual Subrecipient Workshop / Onsite Technical Assistance Visits

An annual workshop is provided for subrecipients. At this workshop, City staff review the program reporting requirements and documentation/recordkeeping standards to foster compliance. For high risk agencies, an onsite technical assistance meeting may also be necessary to assess the subrecipient's capacity related to recordkeeping, service delivery, and/or accounting systems. These visits are conducted in August and February of each year.

Desk Monitoring

Annually, the City reviews copies of case files to ensure complete and accurate documentation regarding the following items:

- Client eligibility (if applicable)
- Property eligibility (if applicable)
- Appropriate funding levels for the activity
- Compliance with all program requirements (i.e. environmental review)

Performance Reports

The City requires that performance reports from all subrecipients be submitted through the GMS in order to facilitate the examination of a project's progress throughout the program year. For capital projects and public service grants, reports are required on a quarterly basis. The performance reports alert staff to any problems in subrecipient performance, need for technical assistance, and ensure data collection requirements are met.

Annual Onsite Program and Financial Reviews

The Department provides annual on-site reviews of all high-risk subrecipients in order to conduct a complete programmatic and financial monitoring. The Department will conduct on-site monitoring of low and moderate-risk subrecipients on a bi-annual basis.

Monitoring Staff

The City has the following monitoring duties:

- Oversee the planning and budgeting process to ensure that projects and programs are consistent with the Consolidated Plan's identified high- and in some cases medium-priority strategic objectives and grant requirements. Staff also provides technical guidance regarding Affirmative Marketing and Fair Housing practices.
- Provide technical guidance with each subrecipient partner regarding: program structure, income requirements, and document compliance. Staff reviews the City's monthly expenditure reports. At a minimum, staff performs quarterly draw downs in HUD's Integrated Disbursement and Information System (IDIS) against the appropriate grant. For IDIS, Staff gathers quarterly program statistical reports from the subrecipient partners and updates all necessary fields from setup to completion of each project and activity. Regular updating and draws ensures the City meets the CDBG timeliness deadline. As needed, staff performs environmental reviews and Davis-Bacon monitoring.
- Review the invoices from each subrecipient and ensure timeliness with expenditures.
- Provide technical guidance regarding all housing construction, demolition, and rehabilitation projects ensuring the correct number of units, timeliness in build-out, and approval of payments. For new construction, ensure compliance with all applicable local codes, ordinances, and zoning ordinances at the time of project completion.

Provide monitoring orientation with all subrecipient partners and establish monitoring visits. The monitoring orientation includes the timing for monitoring visits. Subrecipient partners without problems or significant findings receive annual or semi-annual monitoring visits, while new subrecipients and subrecipients with significant problems or complex projects receive quarterly visits.

2. Describe the results of your monitoring including any improvements.

The Department achieved monitoring success through:

- Pre-award screening, risk assessment, and orientation;
- Strong written agreements;
- Performance standards and program objectives; and
- Defined monitoring of each subrecipient partner on quarterly, semi-annual, and annual basis.

The City will continually refine its monitoring procedures to ensure that each monitoring has a meaningfully positive impact on the overall program and that projects have measurable outcomes.

3. Self Evaluation

- a. *Describe the effect programs have in solving neighborhood and community problems.*
- b. *Describe progress in meeting priority needs and specific objectives and help make community's vision of the future a reality.*
- c. *Describe how you provided decent housing and a suitable living environment and expanded economic opportunity principally for low and moderate-income persons.*
- d. *Indicate any activities falling behind schedule.*
- e. *Describe how activities and strategies made an impact on identified needs.*
- f. *Identify indicators that would best describe the results.*
- g. *Identify barriers that had a negative impact on fulfilling the strategies and overall vision.*
- h. *Identify whether major goals are on target and discuss reasons for those that are not on target.*
- i. *Identify any adjustments or improvements to strategies and activities that might meet your needs more effectively.*

Program Year 2008-2009 was the fifteenth Newport Beach administered its own CDBG program since becoming a CDBG Entitlement Jurisdiction in 1994. The City completed all the planning requirements of the CDBG program and began program implementation on July 1, 2008.

To facilitate the administration of the CDBG program, the City has retained a consultant to provide technical support and to oversee the City of Newport Beach CDBG activities and expenditures.

CDBG grants were awarded to four social service agencies to address the supportive service needs of Newport Beach residents.

Overall, the City has been successful in implementing most of the proposed projects during the fifteenth year of its CDBG program and fourth under the 2005-2009 Five-Year Consolidated Plan.

The City utilizes its CDBG funds to address homeless issues, special needs and community development objectives. Housing objectives are primarily met with the use of local funds in-lieu fees. As a result, for this Report, the majority of the achievements in this report address the strategic plan objectives in which CDBG funds are utilized (homeless, special needs and community development objectives).

The City has met all of the annual goals for the aforementioned objectives and is on target for completion of its five year goals. The City met the following objectives for the program year (PY):

Foster & Maintain Affordable Housing Increase supply through new construction Maintain current level of Section 8 vouchers & rent restricted units Ensure universal access to fair housing	One-Year Goals 0 households 97 households 190 persons	PY Achievement 0 Households 681 Households 233 persons assisted
Special Needs Population Objectives Increase accessibility to public facilities Improve supportive services to elderly residents Improve services to those with substance addictions Improve services to persons with HIV / AIDS	One-Year Goals 1 public facility 110 persons 7 persons 7 persons	PY Achievement 1 pubic facility 154 persons assisted 12 persons assisted 0 person assisted
Homeless Objectives Preserve the supply of emergency & transitional shelters Assist homeless & those at risk of homelessness Assisted homeless battered women and children	One-Year Goals 120 persons 127 persons 10 persons	PY Achievement 166 persons assisted 362 persons assisted 25 persons assisted
Community Development Objectives Eliminate blight & prevent deterioration of property Improve health & safety through rehab of community facilities Preserve neighborhoods & provide economic empowerment to lower-income residents	One-Year Goals 500 households 1 public facility 1 public facility	PY Achievement 500 households 1 public facility 1 public facility

The table in the Executive Summary and Managing the Process clearly demonstrate that the City is meeting many of the quantifiable goals it proposed in the Five-Year Consolidated Plan and the One-Year Action Plan. However, many of the City's programs have indirect benefits that are difficult to measure. For example, the full benefits of the Balboa Village Public Facility Improvements will not be realized until private businesses capitalize on the public investment, expand their operations and hire new staff. At that time, the City will be able to report on the economic opportunities.

In establishing five-year priorities, the City of Newport Beach has taken two concerns into consideration: 1) those categories of lower- and moderate-income households most in need of housing and community development assistance; and 2) which activities will best meet the needs of those identified households. The homeless, persons with special needs, and those at risk of homelessness are most in need of housing and community assistance. The City developed the following strategies to address the needs of such persons:

- Provide supportive services and housing for the homeless and near homeless through support of social agencies and regional programs;
- Provide supportive services for special needs populations;
- Provide for the access needs of the physically challenged; and
- Provide needed community services to those of lower- and moderate-income.

The activities funded in program year 2008-2009 not only addressed the above strategies, but improved the quality of life for those identified as the most in need of housing and community development assistance.

To illustrate, the City awarded the Fair Housing Council of Orange County (FHCO) CDBG funds to help low and moderate-income and persons with special needs to remain in their homes. The FHCO assisted 233 persons with various fair housing services.

The most noted example of how activities and strategies made an impact on identified needs during the 2008-2009 program year is South County Senior Services (SCSS) Mobile Meals Program. This organization provides home-delivered nutritious meals to homebound, disabled, low and moderate-income seniors and disabled persons in southern Orange County, including Newport Beach. SCSS delivered nutritional meals to 154 seniors and disabled persons in the City during the program year. In an effort to increase supportive services to elderly residents and disabled persons, SCSS has worked with HOAG Hospital to ensure that discharged low-income seniors and disabled persons can receive home delivered nutritionally appropriate meals. Such coordination has improved the access of seniors and disabled persons to services.

Serving People In Need (SPIN) assisted twelve (12) persons suffering from substance abuse for low and moderate-income residents.

Families Forward provided emergency/transitional shelter to 129 people providing meals, shelter, clothing, case management and referral services to homeless families.

Human Options provided services to 25 clients who are homeless because of domestic violence. This agency provides to battered women with children shelter, food, clothing, and counseling and legal advocacy,

The City allocated \$34,926 in CDBG funds for ADA sidewalk improvements to public facilities to allow greater accessibility to Newport Beach residents with disabilities. These funds along with the prior year funds were used to complete the project during the third quarter of F.Y. 2008-2009. This project increases access to housing for residents and provides a suitable living environment for persons with physical disabilities.

The City continues to look for ways to provide affordable housing to low- and moderate-income households by using resources such as City's in-lieu fee associated with market-rate development, as well as local regulations such as density bonuses, waiver of processing and permitting fees, and the relaxation of development standards. The City continues to look for potential developers of affordable housing for seniors and families to use these available funds.

The City continues to preserve affordable housing by monitoring existing affordable housing units and enforcing affordability covenants. Affordable housing projects were funded with a variety of funding sources (see Affordable Housing Table in Section VII).

The City cannot identify any barriers to strategies and activities at this time. As previously stated, the City is on target with major Strategic Plan goals and objectives. The City has no other improvements or adjustments to strategies and activities other than those previously mentioned in this report.



VI. LEAD-BASED PAINT

VI. LEAD-BASED PAINT

- 1. Describe actions taken during the last year to evaluate and reduce lead-based paint hazards.*

The City does not administer a housing rehabilitation program and therefore has no method of directly reducing the threat of lead paint in the community. However, the City has joined a collaborative with other jurisdictions and the regional housing authority to address the issue of lead based paint. The purpose of the collaborative is to secure funding to provide low-cost training to testing and abatement contractors and workers. The City pursued other actions as well.

City staff monitored lead-poisoning data maintained by Orange County Department of Health Services, educated residents on the health hazards of lead based paint through the dissemination of brochures by City staff and the City's partners in affordable and fair housing.



VII. HOUSING

VII. HOUSING

Housing Needs

1. Describe Actions taken during the last year to foster and maintain affordable housing.

The City did not fund any housing programs with CDBG funds in PY 2008-2009. In 2006 the City supported the development of affordable senior housing project, the "Lower Bayview Project", described the *Public Housing Strategy* of this report.

The City fosters and maintains affordable housing with local resources such as the in-lieu fee associated with market-rate development and local regulations such as density bonuses, waiver of processing and permitting fees, and the relaxation of development standards. The City continues to look for potential developers of affordable housing for seniors and families to use these available funds.

In addition, City staff continued to monitor the number of affordable housing units and enforce the affordability covenants of units in Newport Beach. Table VII-1 provides a list of units that currently have affordability covenants and are located within the City of Newport Beach. The City monitors 456 of the 584 affordable units.

TABLE VII-1
City of Newport Beach - Affordable Housing Units

Project Name	Project Address	Termination Date	No. of Units	Unit Breakdown
Newport Sea Crest Apts.	843 15 th Street	11/01/16	65	45-2 Bedroom, 20-1 Bedroom
Newport Seaside Apts.	1544 Placentia Avenue	08/01/19	25	23-2 bedroom, 2-3 bedroom
Newport Seashore Apts.	849 West 15 th Street	07/01/18	15	2 bedrooms
Newport Harbor I	1538 Placentia Avenue	05/07/20	26	21-2 bedroom, 5-3 bedroom
Pacific Heights Apartments	881-887 W. 15 th Street	09/12/18	7	2 bedrooms
Villa Point I	*Baywood Apartments	01/31/10	28	2 bedrooms
Kirkwood (Villa Del Este)	401 Seaward Road	04/19/25	2	2 bedroom
Villa Sienna Condominiums	2102 East 15 th Street	07/02/22	3	2-bedrooms
Villa Point II	*Newport North 2 Milano Drive	11/13/10	18	7-1 bedroom, 11-2 bedroom
Newport Harbor II	1530 Placentia Ave	07/16/23	14	10-2 Bedroom, 4-SRO Style
851 Domingo Drive Apts.	851 Domingo Drive (<i>County Project</i>)	Perm.	28	Not monitored by City
Seaview Lutheran Plaza	2900 Pacific View Dr. (<i>Federal Project</i>)	Perm.	100	Not monitored by City
Newport North	2 Milano Drive (<i>County Project</i>)	Perm.	133	96-1bedroom, 24-2 bedroom
Lower Bayview Housing	1121 Back Bay Drive	Perm.	120	96-1bedroom, 24-2 bedroom
TOTAL			584	

* Housing provided at a different site other than the development site.

Specific Housing Objectives

1. Evaluate progress in meeting specific objective of providing affordable housing, including the number of extremely low-income, low-income, and moderate-income renter and owner households comparing actual accomplishments with proposed goals during the reporting period.

The City divided its efforts to foster and maintain affordable housing into three specific objectives that are described more fully below. The three objectives are:

- Develop and maintain 120 units of senior housing
- Maintain current level of Section 8 Vouchers
- Ensure universal access to fair housing

The Lower Bayview Project was completed during the PY 2005-2006. The City provided over \$1,000,000 in non-federal subsidies to this development. The project is located on nearly five acres at the corner of Jamboree Road and Back Bay Drive in the City of Newport Beach, California. Bayview Landing provides 120 affordable, rental units for tenants aged 62 and older. Twenty-four units are offered to tenants whose annual income does not exceed 50% of Area Median Income, while 95 units are available to those whose annual income does not exceed 60% of Area Median Income.

Maintain current level of Section 8 Vouchers

The Orange County Housing Authority (OCHA) administers the Section 8 rental certificate and rental voucher program for the City. The Section 8 rental program provides rental assistance to very low-income families. In PY 2008-2009, 108 households received Section 8 rental assistance.

Ensure universal access to fair housing

The Fair Housing Council of Orange County (FHCOC) was allocated \$14,000 to provide landlord tenant mediation, eviction prevention and fair housing counseling. Although FHCOC made 318 contacts with individuals in Newport Beach regarding fair housing issues, 233 persons received services. With staff turnover, FHCOC had limited staff to meet their outreach goals. As a result, FHCOC was not able to serve as many clients as originally anticipated during the program year.

2. Evaluate progress in providing affordable housing that meets the Section 215 definition of affordable housing for rental and owner households comparing actual accomplishments with proposed goals during the reporting period.

The following illustrates the City's progress in providing affordable housing that meets the Section 215 definition:

Activity	Annual Expected # Completed	# Completed in PY 2008-09
Production of new rental units	24	*
Total	24	*

* all 120 dwelling units were constructed during the first year (PY 2005-2006) of the Five-Year Consolidated Plan period.

3. *Describe efforts to address “worst-case” housing needs and housing needs of persons with disabilities.*

In addition to the activities mentioned in questions # 1 and 2 of the Specific Housing Objectives Section above, the City addressed the needs of “worst-case” households through the funding of non-profit public service agencies. “Worst-case” households are defined as households that do not receive on-going rental assistance and pay more than one-half of their income for rent or live in severely inadequate housing. These households face the greatest risk of becoming homeless.

Public Housing Strategy

1. Describe actions taken during the last year to improve public housing and resident initiatives.

The City supported the Orange County Housing Authority (OCHA) to maximize the use of Section 8 funds and other resources within Newport Beach. There are currently thirty-one (31) OCHA participating jurisdictions, including Newport Beach. Representatives from the participating jurisdictions meet at a minimum quarterly, often times monthly, to form the Cities Advisory Committee to assist the Orange County Board of Supervisors and the OCHA staff in accomplishing public housing goals. Newport Beach attends the meetings regularly and provides input on the OCHA Five-Year Strategic Plan, Annual Plan and Administrative Plans. Although there are currently no public housing units in Newport Beach, the City continued to participate on the Advisory Committee and support OCHA’s efforts (1) in expanding affordable housing opportunities for Section 8 Voucher recipients, and (2) ensuring OCHA goals are consistent with the City’s Consolidated Plan and Housing Element.

Barriers to Affordable Housing

1. *Describe actions taken during the last year to eliminate barriers to affordable housing.*

The City undertook the following actions to reduce barriers to affordable housing:

- Continued to monitor all regulations, ordinances, departmental processing procedures, and residential development fees to ensure these requirements do not excessively constrain affordable residential development.
- Continued to enforce the Inclusionary Housing Ordinance that requires market-rate developers to allocate between 10 and 20 percent of new units for low and moderate-income households. Developers can also opt for the in-lieu fee. Over \$2.5 million of in-lieu fees have been collected to date. In-lieu fees are reserved for the development or preservation of affordable housing.
- Continued to offer density bonus incentives for the development of affordable housing pursuant to state density bonus requirements and Newport Beach Housing Element.
- Offered fee waivers to developers of affordable housing.



VIII. HOMELESS NEEDS

VIII. HOMELESS

Homeless Needs

1. *Identify actions taken to address needs of homeless persons.*

The Strategic Plan addresses the needs of persons who are homeless and are at risk of homelessness.

1. Preserve the supply of emergency and transitional units available
2. Assist homeless and those at risk of homelessness
3. Assist homeless battered women and children

Preserve the supply of emergency and transitional units available

While no emergency shelter or transitional housing facilities are located in Newport Beach, the provision of shelter is a priority for the City. Three (3) of the five (5) public service agencies receiving CDBG funds from the City provided emergency or transitional housing for homeless persons. These funded programs were:

- Human Options – Emergency Shelter for Battered Women;
- Families Forward - Transitional Housing Programs; and
- Serving People in Need (SPIN) - Substance Abuse Rehabilitation Program.

Assist homeless and those at risk of homelessness

The City of Newport Beach provided financial assistance to Serving People In Need (SPIN); Families Forward; and South County Senior Services to provide access to recovery programs to homeless and low income individuals who otherwise could not afford such services. The program includes one month of room and board, counseling, and supplemental services focused on employment, medical assistance, and legal assistance. Home delivery meals twice daily to homebound persons to age, illness or disability.

Please also see the services provided by the Fair Housing Council of Orange County in the *General Narrative, Affirmatively Furthering Fair Housing*.

Assist homeless battered women and children

The City of Newport Beach provided financial assistance to Human Options under the Domestic Violence Intervention/Prevention Program to provide temporary emergency shelter to battered and abused women and their children. This program also receives referrals through the Courthouse Family violence Outreach Center, Interval House Project, and Transitional Housing Project.

2. *Identify actions to help homeless persons make the transition to permanent housing and independent living.*

In order to address homelessness in an effective, comprehensive manner, HUD asks cities to form Continuums of Care. A Continuum of care refers to an overall plan to coordinate the efforts of all involved parties to meet the needs of homeless persons and persons at risk of homelessness. The components of a continuum include homeless prevention, emergency shelter, transitional shelter, permanent supportive housing, and supportive services. The overall objective is to move homeless persons and families outside the service delivery system into emergency housing, then to transitional housing, and finally to self-sufficiency or permanent supportive housing.

The City of Newport Beach actively participates in the Orange County Continuum of Care, a collaboration of other city jurisdictions, non-profit organizations, and local groups and charities. The City is involved with the Steering Committee and has assisted in the development of strategies to meet homeless needs. The City also funded several non-profits involved at different stages of the Continuum:

Prevention:	Fair Housing Council of O.C. and Human Options
Emergency Shelter:	Human Options & Families Forward
Transitional Housing:	Serving People In Need (SPIN), Human Options; and Families Forward
Permanent Supportive Housing:	<i>none</i>
Supportive Services:	Families Forward, Human Options, and SPIN

3. Identify new Federal resources obtained from Homeless SuperNOFA.

The City of Newport Beach supported the County of Orange Housing and Community Services Department and the Orange County Partnership in their efforts to secure \$13.7 million for the region through the Competitive Homeless SuperNOFA during PY 2008-2009. While none of the funded projects are located in the City of Newport Beach, the region as a whole will benefit from the following new programs that were awarded funding in the Homeless SuperNOFA:

- **Orange County Housing Authority (OCHA)** – Shelter Plus Care Tenant Based Rental Assistance Program that will provide 37 units of permanent supportive housing for disabled chronically homeless persons countywide. Award: \$2,729,880. Grant Term: 5 years.
- **Council of Orange County Society of St. Vincent DePaul** – St. Vincent Haven supportive housing program will provide 25 beds of transitional housing for chronically homeless. Funding is for site acquisition, supportive services, operations, and HMIS (Homeless Management Information System). Award: \$826,304. Grant Term: 2 years.
- **Colette’s Children’s HOME, Inc** – House #4 will provide 12 beds of transitional housing for chronically homeless women, disabled women and their children. Funding is for supportive services, operations, and HMIS. Award: \$289,332. Grant Term: 2 years.
- **Veteran’s First** – Veteran’s Village I will provide 24 beds of permanent housing for chronically homeless disabled veterans. Funding is for supportive services, operations, and HMIS. Award: \$823,330. Grant Term: 2 years.

- **WISEPlace** – Second State Housing Project will provide 5 beds of transitional housing for chronically homeless women. Funding is for supportive services, operations, and HMIS. Award: \$201,187. Grant Term: 2 years.
- **Toby's House Maternity Home Inc.** – Safe & Healthy Housing Services is a supportive services only project that will provide services for pregnant homeless women and their children. Funding is for the supportive services and operations. Award: \$254,352. Grant Term: 2 years.

The region secured \$13.7 million from the homeless SuperNOFA for new programs during PY 2008-2009.

Specific Homeless Prevention Elements

1. *Identify actions taken to prevent homelessness.*

Fair Housing Council of Orange County – Fair Housing

The City of Newport Beach provided financial assistance to continue to provide fair housing and landlord/tenant mediation to ensure universal access to fair housing to low and moderate income residents. In addition FHCO provides implements the Section 8 program to give priority to households that are at risk of becoming homeless or currently residing in inadequate housing.

Serving People in Need (SPIN) – Substance Abuse Rehabilitation Program

This program provided access to recovery programs to homeless and low income individuals who otherwise could not afford such services. The program includes one month of room and board, counseling, and supplemental services focused on employment, medical assistance, and legal assistance.

Human Options – Emergency Shelter for Battered Women

The City of Newport Beach provided financial assistance to provide for emergency shelter, food, clothing, counseling, and legal advocacy to battered women and their children to ensure availability/accessibility of suitable living environment.

Families Forward – Emergency Shelter and Transitional Housing

The City of Newport Beach provided financial assistance. This program transits struggling families from crisis to stability and self sufficiency.

Please also see the services provided by the Fair Housing Council of Orange County in the *General Narrative, Affirmatively Furthering Fair Housing*.



IX. COMMUNITY DEVELOPMENT

IX. COMMUNITY DEVELOPMENT

1. *Assessment of Relationship of CDBG Funds to Goals and Objectives*

- a. *Assess use of CDBG funds in relation to the priorities, needs, goals, and specific objectives in the Consolidated Plan, particularly the highest priority activities.*
- b. *Evaluate progress made toward meeting goals for providing affordable housing using CDBG funds, including the number and types of households served.*
- c. *Indicate the extent to which CDBG funds were used for activities that benefited extremely low-income, low-income, and moderate-income persons.*

The primary objective of the Community Development Block Grant Program (CDBG) is the development of viable urban communities, including decent housing, a suitable living environment and expanding economic opportunities, principally for persons of low- and moderate-income.

Accordingly, the City of Newport Beach developed the Consolidated Plan – One-Year Action Plan that gave priority to meeting community housing, public service, fair housing, public facilities/improvements, ADA Accessibility programs.

Through public meetings, public hearings, the City provided residents and service providers an opportunity to help identify the City's major needs and thereby assist in the establishment of long and short term community development objectives.

During the 2008-2009 fiscal year, the City expended CDBG funds in a manner consistent with meeting the National Objectives of the program. 100% of the CDBG funds were expended for activities that benefit low to moderate income persons. The percentage includes Administration/Planning activities:

The following is a list of CDBG public service programs that were implemented:

- Fair Housing and Landlord/Tenant Mediation
- Community Resource Center
- Emergency/Transitional Housing Shelter
- Senior Services
- Substance Abuse Rehab

The following is a list of CDBG capital improvement projects that were implemented:

- ADA Sidewalk Improvements
- Section 108 Loan Repayment (Balboa Village Improvements)

2. *Changes in Program Objectives*

- a. *Identify the nature of and the reasons for any changes in program objectives and how the jurisdiction would change its program as a result of its experiences.*

The City did not make any changes to its program objectives.

3. *Assessment of Efforts in Carrying Out Planned Actions*
 - a. *Indicate how grantee pursued all resources indicated in the Consolidated Plan.*
 - b. *Indicate how grantee provided certifications of consistency in a fair and impartial manner.*
 - c. *Indicate how grantee did not hinder Consolidated Plan implementation by action or willful inaction.*

The City pursued all resources described in the PY 2008-2009 One-Year Action Plan. The City provided certifications of consistency to non-profits that were pursuing activities and projects that worked toward meeting the strategic objectives and national objectives found in the Consolidated Plan and the Orange County Housing Authority (OCHA) for its Annual Plan. The City did not hinder the implementation of any portion of the Consolidated Plan through any action or willful inaction.

4. *For Funds Not Used for National Objectives*
 - a. *Indicate how use of CDBG funds did not meet national objectives.*
 - b. *Indicate how did not comply with overall benefit certification.*

According to the CDBG Grantee Performance Report generated by HUD's Integrated Disbursement and Information System (IDIS), all CDBG funded activities, with the exception of Administration, fair housing, and section 108 repayments, satisfied the Low/Moderate Income National Objective.

In the PY 2008-2009 One-Year Action Plan, the City certified that at least 80 percent of all CDBG funded activities would primarily benefit low and moderate-income persons. According to the CDBG Financial Summary Report (PR26) generated by HUD's Integrated Disbursement and Information System (IDIS), 100% of the City's CDBG expenditures went toward satisfying the national objective of serving persons of low- and moderate-income.

5. *Anti-displacement and Relocation – for activities that involve acquisition, rehabilitation or demolition of occupied real property*
 - a. *Describe steps actually taken to minimize the amount of displacement resulting from the CDBG-assisted activities.*
 - b. *Describe steps taken to identify households, businesses, farms or nonprofit organizations who occupied properties subject to the Uniform Relocation Act or Section 104(d) of the Housing and Community Development Act of 1974, as amended, and whether or not they were displaced, and the nature of their needs and preferences.*
 - c. *Describe steps taken to ensure the timely issuance of information notices to displaced households, businesses, farms, or nonprofit organizations.*

The City did not undertake any CDBG-funded activities that involved acquisition, displacement or relocation.

6. *Low/Mod Job Activities – for economic development activities undertaken where jobs were made available but not taken by low- or moderate-income persons*
 - a. *Describe actions taken by grantee and businesses to ensure first consideration was or will be given to low/mod persons.*
 - b. *List by job title of all the permanent jobs created/retained and those that were made available to low/mod persons.*

- c. *If any of jobs claimed as being available to low/mod persons require special skill, work experience, or education, provide a description of steps being taken or that will be taken to provide such skills, experience, or education.*

The City did not undertake any CDBG-funded activities that involved economic development or job creation.

7. *Low/Mod Limited Clientele Activities – for activities not falling within one of the categories of presumed limited clientele low- and moderate-income benefit*
 - a. *Describe how the nature, location, or other information demonstrates the activities benefit a limited clientele at least 51% of whom are low- and moderate-income.*

The City funded several activities on the basis that at least 51 percent of the beneficiaries of the service would be of low- or moderate-income. All funded services that qualified as a Low/Mod Clientele activity either served homeless persons, who qualify as a presumed benefit sub-population, or verified the income of the beneficiary upon intake. At least 51 percent of beneficiaries for each CDBG-funded activity were documented or presumed to be of low- and moderate-income.

8. *Program income received*
 - a. *Detail the amount of program income reported that was returned to each individual revolving fund, e.g., housing rehabilitation, economic development, or other type of revolving fund.*
 - b. *Detail the amount repaid on each float-funded activity.*
 - c. *Detail all other loan repayments broken down by the categories of housing rehabilitation, economic development, or other.*
 - d. *Detail the amount of income received from the sale of property by parcel.*

The City did not receive any CDBG program income in PY 2008-2009.

9. *Prior period adjustments – where reimbursement was made this reporting period for expenditures (made in previous reporting periods) that have been disallowed, provide the following information:*
 - a. *The activity name and number as shown in IDIS;*
 - b. *The program year(s) in which the expenditure(s) for the disallowed activity(ies) was reported;*
 - c. *The amount returned to line-of-credit or program account; and*
 - d. *Total amount to be reimbursed and the time period over which the reimbursement is to be made, if the reimbursement is made with multi-year payments.*

There were no prior period adjustments.

10. *Loans and other receivables*
 - a. *List the principal balance for each float-funded activity outstanding as of the end of the reporting period and the date(s) by which the funds are expected to be received.*
 - b. *List the total number of other loans outstanding and the principal balance owed as of the end of the reporting period.*

- c. *List separately the total number of outstanding loans that are deferred or forgivable, the principal balance owed as of the end of the reporting period, and the terms of the deferral or forgiveness.*
- d. *Detail the total number and amount of loans made with CDBG funds that have gone into default and for which the balance was forgiven or written off during the reporting period.*
- e. *Provide a List of the parcels of property owned by the grantee or its subrecipients that have been acquired or improved using CDBG funds and that are available for sale as of the end of the reporting period.*

The City did not used CDBG funds for any float-funded activities.

11. Lump sum agreements

- a. *Provide the name of the financial institution.*
- b. *Provide the date the funds were deposited.*
- c. *Provide the date the use of funds commenced.*
- d. *Provide the percentage of funds disbursed within 180 days of deposit in the institution.*

There City has no lump sum agreements.

12. Housing Rehabilitation – for each type of rehabilitation program for which projects/units were reported as completed during the program year

- a. *Identify the type of program and number of projects/units completed for each program.*
- b. *Provide the total CDBG funds involved in the program.*
- c. *Detail other public and private funds involved in the project.*

The City does not utilize CDBG funding for rehabilitation activities.

13. Neighborhood Revitalization Strategies – for grantees that have HUD-approved neighborhood revitalization strategies

- a. *Describe progress against benchmarks for the program year. For grantees with Federally-designated EZs or ECs that received HUD approval for a neighborhood revitalization strategy, reports that are required as part of the EZ/EC process shall suffice for purposes of reporting progress.*

The City did not have a Neighborhood Revitalization Strategy Area in PY 2008-2009.



X. ANTI-POVERTY STRATEGY

X. ANTI-POVERTY STRATEGY

1. *Describe actions taken during the last year to reduce the number of persons living below the poverty level.*

In Program Year 2008-2009, the City provided CDBG funding to support several programs to maintain or increase the client's level of self-sufficiency and ability to escape poverty. The following programs directly assisted low- and moderate-income persons:

1. Senior Services Home-Delivered Meal Program
2. Human Option/Emergency Shelter for Battered Women
3. Families Forward/Emergency/Transitional Shelter
4. SPIN/Substance Abuse Rehabilitation



XI. NON-HOMELESS SPECIAL NEEDS

XI. NON-HOMELESS SPECIAL NEEDS

1. *Identify actions taken to address special needs of persons that are not homeless but require supportive housing, (including persons with HIV/AIDS and their families).*

The City funded a number of programs that address the special needs of persons that are not homeless but require supportive housing. These programs include:

SPIN Substance Abuse Rehabilitation Program

Administered a substance abuse recovery program to help persons regain their self-sufficiency.

South County Senior Services Home-Delivered Meal Program

Provided home delivered meals to seniors and disabled persons to reduce the possibility of institutionalization.



XII. OTHER NARRATIVE

XII. OTHER NARRATIVE

1. *Include any CAPER information that was not covered by narratives in any other section.*

All information was included in the CAPER. The City has no additional information.



APPENDICES



**APPENDIX “A”
SUMMARY OF ANNUAL
OBJECTIVES**

Summary of Specific Annual Objectives

Specific Obj. #	Outcome/Objective Specific Annual Objectives	Sources of Funds	Performance Indicators	Year	Expected Number	Actual Number	Percent Completed
DH-1 Increase Availability/Accessibility of Decent Housing							
DH-1 (1)	Increase supply of housing units affordable to low- and moderate-income households through new construction.	CDBG	Number of Households Assisted	2005	120	120	100%
				2006	0	0	0%
		CNB Loan		2007	0	0	0%
				2008	0	0	0%
		Low Income Housing Tax Credits (LIHTC)		2009	0	0	0%
		MULTI-YEAR GOAL					120

Newport Senior Apartments Bayview
120 units

Summary of Specific Annual Objectives

Specific Obj. #	Outcome/Objective Specific Annual Objectives	Sources of Funds	Performance Indicators	Year	Expected Number	Actual Number	Percent Completed
DH-2 Increase Availability/Accessibility of Decent Housing							
DH-1 (2)	Ensure universal access to fair housing choice within the City.	CDBG	Number of Households Assisted with: landlord tenant mediation; discrimination issues.	2005	305	267	88%
				2006	305	191	63%
				2007	305	126	41%
				2008	305	233	76%
				2009	305	0	0%
		MULTI-YEAR GOAL					1525

Five Year Strategic Plan Goal:

~ 1,500 households assisted with landlord tenant mediation, and
 ~ 25 households assisted with discrimination issues.
 TOTAL FIVE YEAR GOAL: 1,500+25 = 1,525

Summary of Specific Annual Objectives

Specific Obj. #	Outcome/Objective Specific Annual Objectives	Sources of Funds	Performance Indicators	Year	Expected Number	Actual Number	Percent Completed
DH-2 Maintain Affordability/Accessibility of Decent Housing							
DH-2 (1)	Maintain existing level of Section 8 housing vouchers and rent-restricted units within the City at risk of conversion to market rate housing through refinancing.	CDBG	Number of Households Assisted	2005	27	315	1167%
		Inclusionary Ordinance		2006	27	333	1233%
				2007	27	700	2593%
				2008	26	681	2619%
		LIHTC & State Proposition 1C funds		2009	26	0	0%
MULTI-YEAR GOAL					133	2029	1526%

Notes:

In 2005: 230 rent-restricted units were monitored; 85 Section 8 vouchers were utilized by low-income Newport Beach residents.

In 2007: Section 8 vouchers-108 and restricted affordable units - 592 TOTAL: 700 units

In 2006: 230 affordable rent-restricted units were monitored; 103 Section 8 vouchers were utilized by low-income Newport Beach residents.

In 2008: Section 8 vouchers-97 and restricted affordable units - 584 TOTAL: 681

Five-year Strategic Plan Goal:

~ 105 low-income households utilize Section 8 vouchers & preserve 28 units of at-risk affordable (rent restricted) units
TOTAL FIVE YEAR GOAL: 28+105=133

Summary of Specific Annual Objectives

Specific Obj. #	Outcome/Objective Specific Annual Objectives	Sources of Funds	Performance Indicators	Year	Expected Number	Actual Number	Percent Completed
SL-1 Increase Availability/Accessibility of Suitable Living Environment							
SL-1 (1)	Increase accessibility of persons with disabilities to public facilities.	CDBG	Number of Public Facilities Improved	2005	1	1	100%
				2006	1	0	0%
				2007	1	1	100%
				2008	0	2	
				2009	0		
		MULTI-YEAR GOAL				3	4

ADA Sidewalk Improvements

Summary of Specific Annual Objectives

Specific Obj. #	Outcome/Objective Specific Annual Objectives	Sources of Funds	Performance Indicators	Year	Expected Number	Actual Number	Percent Completed
SL-1 Improve Availability/Accessibility of Suitable Living Environment							
SL-1 (2)	Improve supportive services for elderly residents.	CDBG	Number of Persons Assisted	2005	70	128	183%
				2006	70	158	226%
				2007	70	147	210%
				2008	70	154	220%
				2009	70	0	0%
MULTI-YEAR GOAL					350	587	168%

Notes:

In 2005, So. County Senior Services assisted 83 seniors & FISH Harbor assisted 83 seniors for a total of 128.

In 2006, So. County Senior Services assisted 124 seniors & FISH Harbor assisted 34 seniors for a total of 158.

In 2007, So. County Senior Services assisted 147 seniors.

In 2008, So. County Senior Services assisted 154 seniors

Summary of Specific Annual Objectives

Specific Obj. #	Outcome/Objective Specific Annual Objectives	Sources of Funds	Performance Indicators	Year	Expected Number	Actual Number	Percent Completed
SL-1 Increase Availability/Accessibility of Suitable Living Environment							
SL-1 (3)	Increase supportive services for persons suffering from substance abuse.	CDBG	Number of Persons Assisted	2005	5	12	240%
				2006	5	14	280%
				2007	5	11	220%
				2008	5	12	240%
				2009	5	0	0%
		MULTI-YEAR GOAL				25	49

Notes:

In 2005, SPIN assisted 12 persons in the Substance Abuse Rehab Program.

In 2006, SPIN assisted 14 persons in the Substance Abuse Rehab Program.

In 2007, SPIN assisted 11 persons in the Substance Abuse Rehab Program.

In 2008, SPIN assisted 12 persons in the Substance Abuse Rehab Program.

Summary of Specific Annual Objectives

Specific Obj. #	Outcome/Objective Specific Annual Objectives	Sources of Funds	Performance Indicators	Year	Expected Number	Actual Number	Percent Completed
SL-1 Increase Availability/Accessibility of Suitable Living Environment							
SL-1 (4)	Increase supportive services for persons living with HIV/AIDS.	CDBG	Number of Persons Assisted	2005	40	65	163%
				2006	40	1	3%
				2007	40	0	0%
				2008	40	0	0%
				2009	40	0	0%
		MULTI-YEAR GOAL				200	66

Notes:

In 2005, Mercy House assisted 65 persons with HIV/AIDS with transitional housing and applicable supportive services.

In 2006, Mercy House had to close two of its transitional houses for major rehab. As a result, 1 person with HIV/AIDS was assisted.

Summary of Specific Annual Objectives

Specific Obj. #	Outcome/Objective Specific Annual Objectives	Sources of Funds	Performance Indicators	Year	Expected Number	Actual Number	Percent Completed
SL-1 Improve Availability/Accessibility of Suitable Living Environment							
SL-1 (5)	Preserve the supply of emergency and transitional housing.	CDBG	Number of Persons Assisted	2005	250	147	59%
				2006	250	47	19%
				2007	250	33	13%
				2008	250	166	66%
				2009	250	0	0%
		MULTI-YEAR GOAL				1250	393

Notes:

In 2005, Human Options assisted 2 people; Mercy House assisted 65; OC Interfaith Shelter assisted 11; SPIN assisted 12; and WISEPlace assisted 57 (TOTAL = 147).

In 2006, Human Options assisted 32 people; Mercy House assisted 1; and SPIN assisted 14 (TOTAL = 47).

In 2007, Human Options assisted 14 people; OC Interfaith Shelter assisted 8 people; and SPIN assisted 11 (TOTAL = 33)

In 2008, Human Options assisted 25 people; Families Forward assisted 129 people; and SPIN assisted 12 (TOTAL = 166)

Summary of Specific Annual Objectives

Specific Obj. #	Outcome/Objective Specific Annual Objectives	Sources of Funds	Performance Indicators	Year	Expected Number	Actual Number	Percent Completed
SL-1 Improve Availability/Accessibility of Suitable Living Environment							
SL-1 (6)	Improve services for homeless persons and prevent those at-risk of homelessness from losing their home.	CDBG	Number of Persons Assisted	2005	60	290	483%
				2006	60	191	318%
				2007	60	134	223%
				2008	60	362	603%
				2009	60	0	0%
MULTI-YEAR GOAL					300	977	326%

Notes:

In 2005: Fair Housing Council assisted 267 persons and FISH Harbor Homeless & Hunger Prevention program assisted 23 (TOTAL 290).

In 2006, Fair Housing Council assisted 191 persons.

In 2007, Fair Housing Council assisted 126 persons; OC Interfaith Shelter assisted 8 persons (TOTAL = 134)

In 2008, Fair Housing Council assisted 233 persons; Families Forward assisted 129 persons (TOTAL = 362)

Summary of Specific Annual Objectives

Specific Obj. #	Outcome/Objective Specific Annual Objectives	Sources of Funds	Performance Indicators	Year	Expected Number	Actual Number	Percent Completed
SL-1 Improve Availability/Accessibility of Suitable Living Environment							
SL-1 (7)	Improve services for women and children who are homeless because of domestic violence.	CDBG	Number of Persons Assisted	2005	50	59	118%
				2006	50	32	64%
				2007	50	14	28%
				2008	50	25	0%
				2009	50	0	0%
		MULTI-YEAR GOAL				250	130

Notes:

In 2005, Human Options assisted 2 persons and WISEPlace assisted 32 (TOTAL 59).

In 2006, Human Options assisted 32 persons.

In 2007, Human Options assisted 14 persons.

In 2008, Human Options assisted 25 persons.

Summary of Specific Annual Objectives

Specific Obj. #	Outcome/Objective Specific Annual Objectives	Sources of Funds	Performance Indicators	Year	Expected Number	Actual Number	Percent Completed
SL-1 Improve Availability/Accessibility of Suitable Living Environment							
SL-1 (8)	Improve health and safety through rehabilitation of community facilities.	CDBG	Number of Public Facilities	2005	1	1	100%
				2006	1	0	0%
				2007	1	1	0%
				2008	4	2	0%
				2009	0	0	0%
		MULTI-YEAR GOAL				7	4

Note:

ADA Sidewalk Improvements LMC

2008- CDBG-R Improvement of 4 Community Facilities - Pending Approval of Grant

Summary of Specific Annual Objectives

Specific Obj. #	Outcome/Objective Specific Annual Objectives	Sources of Funds	Performance Indicators	Year	Expected Number	Actual Number	Percent Completed
SL-1 Improve Availability/Accessibility of Suitable Living Environment							
SL-1 (9)	Preserve community infrastructure in order to provide economic opportunity empowerment in targeted neighborhoods.	CDBG	Number of Public Facilities	2005	1	1	100%
				2006	1	1	100%
				2007	1	1	100%
				2008	0	1	0%
				2009	0	0	0%
		MULTI-YEAR GOAL				3	4

Note:
 Repayment Section 108 Loan - Balboa Village Improvements.

Summary of Specific Annual Objectives

Specific Obj. #	Outcome/Objective Specific Annual Objectives	Sources of Funds	Performance Indicators	Year	Expected Number	Actual Number	Percent Completed
SL-3 Increase Sustainability of Suitable Living Environment							
SL-3 (1)	Eliminate blight, blighting influences, and prevent the deterioration of property.	CDBG	Number of Households Assisted	2005	500	1500	300%
				2006	500	0	0%
				2007	500	500	100%
				2008	500	997	199%
				2009	500		0%
		MULTI-YEAR GOAL				2500	2997

Notes:

In 2005, Balboa Village Improvements (Sect. 108 loan) assisted 500 households; Code Enforcement program assisted 500 households; Balboa Village Sidewalk Improvements assisted 500 households (TOTAL 1,500).

In 2006, Balboa Village Improvements (Sect. 108 loan) assisted 500 households. Carry over to 07-08 PY.

In 2007: ADA Sidewalk Improvement LMC-497 households. Carry over to 08-09 PY.

In 2008: ADA Sidewalk Improvement LMC-500 households.



Summary of Specific Annual Objectives

Specific Obj. #	Outcome/Objective Specific Annual Objectives	Sources of Funds	Performance Indicators	Year	Expected Number	Actual Number	Percent Completed
EO-1 Availability/Accessibility of Economic Opportunity							
EO-1 (1)	Improve health and safety through rehabilitation of community facilities and provide economic empowerment to low/mod residents	CDBG-R	Number of community facilities	2005	0	0	0%
				2006	0	0	0%
				2007	0	0	0%
				2008	4		0%
				2009	0		0%
		MULTI-YEAR GOAL				4	0

Supplemental ARRA
 CDBG-R Playground Resurfacing and Accessibility Improvements - Creates 8 full time construction jobs and additional temporary jobs for periodic maintenance.
 -Pending approval of GRANT -



Summary of Specific Annual Objectives

Specific Obj. #	Outcome/Objective Specific Annual Objectives	Sources of Funds	Performance Indicators	Year	Expected Number	Actual Number	Percent Completed
EO-1 Availability/Accessibility of Economic Opportunity							
EO-1 (2)	Increase supply of housing units affordable to low- and moderate-income households through new construction.	CDBG	Number of Households Assisted	2005	120	120	100%
				2006	0	0	0%
		CNB Loan		2007	0	0	0%
				2008	0	0	0%
		Low Income Housing Tax Credits (LIHTC)		2009	0	0	0%
MULTI-YEAR GOAL					120	120	100%



APPENDIX “B” CPMP PROJECT SUMMARIES

Grantee Name: City of Newport Beach									
CPMP Version 2.0									
Project Name:		CDBG Administration							
Description:		IDIS Project #:	2008-01		UOG Code:	CA62454 NEWPORT BEACH			
This project provided for the overall administration of the CDBG Program, to include: preparation and submission of the Annual Action Plan and the CAPER, IDIS data input, provision of technical assistance, monitoring of all projects, and overall fiscal management.									
Location:		Priority Need Category							
City of Newport Beach 3300 Newport Blvd. Newport Beach, CA 92658		Select one:		Planning/Administration					
Explanation:									
Expected Completion Date:		The goal of the City's CDBG program is to provide decent housing, housing choice, suitable living environment and economic opportunity for all residents, businesses and visitors. Staff responsible for CDBG administration work towards these endeavors.							
6/30/2009									
Objective Category									
<input type="radio"/> Decent Housing <input checked="" type="radio"/> Suitable Living Environment <input type="radio"/> Economic Opportunity									
Specific Objectives									
Outcome Categories		1, Improve the services for low/mod income persons							
<input checked="" type="checkbox"/> Availability/Accessibility <input type="checkbox"/> Affordability <input type="checkbox"/> Sustainability		2,							
		3,							
Project-level Accomplishments	Accompl. Type:	Proposed	N/A	Accompl. Type:	Proposed	N/A			
		Underway			Underway				
	Program Year 1	Complete		Program Year 4	Complete				
	Accompl. Type:	Proposed	N/A	Accompl. Type:	Proposed	N/A			
		Underway			Underway				
Program Year 2	Complete		Program Year 5	Complete					
Accompl. Type:	Proposed	N/A	Accompl. Type:	Proposed	N/A				
	Underway			Underway					
Program Year 3	Complete		Con Plan Period	Complete					
Proposed Outcome		Performance Measure			Actual Outcome				
Access to descent housing and suitable living environment		National Objective: N/A			see individual CDBG Project				
21A General Program Administration 570.206				Matrix Codes					
Matrix Codes				Matrix Codes					
Matrix Codes				Matrix Codes					
Program Year 1	CDBG	Proposed Amt.	\$65,839	Fund Source:	Proposed Amt.				
		Actual Amount	\$65,839		Actual Amount				
	Fund Source:	Proposed Amt.		Fund Source:	Proposed Amt.				
		Actual Amount			Actual Amount				
	Accompl. Type:	Proposed Units	N/A	Accompl. Type:	Proposed Units				
	Actual Units	N/A		Actual Units					
Accompl. Type:	Proposed Units		Accompl. Type:	Proposed Units					
	Actual Units			Actual Units					
Program Year 2	CDBG	Proposed Amt.	\$61,026	Fund Source:	Proposed Amt.				
		Actual Amount	\$61,026		Actual Amount				
	Fund Source:	Proposed Amt.		Fund Source:	Proposed Amt.				
		Actual Amount			Actual Amount				
	Accompl. Type:	Proposed Units	N/A	Accompl. Type:	Proposed Units				
	Actual Units	N/A		Actual Units					
Accompl. Type:	Proposed Units		Accompl. Type:	Proposed Units					
	Actual Units			Actual Units					
Program Year 3	CDBG	Proposed Amt.	\$61,106	Fund Source:	Proposed Amt.				
		Actual Amount	\$51,868		Actual Amount				
	Fund Source:	Proposed Amt.		Fund Source:	Proposed Amt.				
		Actual Amount			Actual Amount				
	Accompl. Type:	Proposed Units	N/A	Accompl. Type:	Proposed Units				
	Actual Units	N/A		Actual Units					
Accompl. Type:	Proposed Units		Accompl. Type:	Proposed Units					
	Actual Units			Actual Units					
Program Year 4	CDBG	Proposed Amt.	\$57,131	Fund Source:	Proposed Amt.				
		Actual Amount	\$57,131		Actual Amount				
	Fund Source:	Proposed Amt.		Fund Source:	Proposed Amt.				
		Actual Amount			Actual Amount				
	Accompl. Type:	Proposed Units	N/A	Accompl. Type:	Proposed Units				
	Actual Units	N/A		Actual Units					
Accompl. Type:	Proposed Units		Accompl. Type:	Proposed Units					
	Actual Units			Actual Units					
Program Year 5	Fund Source:	Proposed Amt.		Fund Source:	Proposed Amt.				
		Actual Amount			Actual Amount				
	Fund Source:	Proposed Amt.		Fund Source:	Proposed Amt.				
		Actual Amount			Actual Amount				
	Accompl. Type:	Proposed Units		Accompl. Type:	Proposed Units				
	Actual Units			Actual Units					
Accompl. Type:	Proposed Units		Accompl. Type:	Proposed Units					
	Actual Units			Actual Units					

CPMP Version 2.0		Grantee Name: City of Newport Beach				
Project Name:		Fair Housing				
Description:		IDIS Project #:	2008-02	UOG Code:	CA62454 NEWPORT BEACH	
The project provided fair housing education, counseling, and enforcement services to current or potential Newport Beach residents, coupled with landlord/tenant counseling services. These services impact and benefit target CDBG areas and the extremely-low to moderate income population.						
Location:		Priority Need Category				
Fair Housing Council of Orange County 201 South Broadway Santa Ana, CA 92701		Select one:		Planning/Administration		
Expected Completion Date:		Explanation:				
6/30/2009		Low-income and special needs persons often have limited resources to address any landlord/tenant concerns, or other issues that affect their housing. Providing access to fair housing services improves housing choice, ensures decent housing and a more suitable living environment.				
Objective Category		Specific Objectives				
<input checked="" type="radio"/> Decent Housing <input type="radio"/> Suitable Living Environment <input type="radio"/> Economic Opportunity		1 Improve access to affordable rental housing 2 3				
Outcome Categories						
<input checked="" type="checkbox"/> Availability/Accessibility <input type="checkbox"/> Affordability <input type="checkbox"/> Sustainability						
Project-level Accomplishments	01 People	Proposed	295	01 People	Proposed	193
	Program Year 1	Underway		Program Year 4	Underway	
		Complete	267		Complete	233
	01 People	Proposed	295	Accompl. Type:	Proposed	
	Program Year 2	Underway		Program Year 5	Underway	
		Complete	194		Complete	
	01 People	Proposed	295	Accompl. Type:	Proposed	
	Program Year 3	Underway		Con Plan Period	Underway	
		Complete	126		Complete	
	Proposed Outcome		Performance Measure		Actual Outcome	
	Accessibility for the purpose of providing decent affordable housing		National Objective: N/A		DH-1 Availability/Accessibility	
	21D Fair Housing Activities (subject to 20% Admin cap) 570.20t		Matrix Codes			
Matrix Codes		Matrix Codes				
Matrix Codes		Matrix Codes				
Program Year 1	CDBG	Proposed Amt.	\$13,068	Fund Source:	Proposed Amt.	
		Actual Amount	\$13,068		Actual Amount	
	Fund Source:	Proposed Amt.		Fund Source:	Proposed Amt.	
		Actual Amount			Actual Amount	
	01 People	Proposed Units	295	Accompl. Type:	Proposed Units	
		Actual Units	267		Actual Units	
Program Year 2	Fund Source:	Proposed Amt.	\$13,632	Fund Source:	Proposed Amt.	
		Actual Amount	\$13,632		Actual Amount	
	Other	Proposed Amt.	\$2,038	Fund Source:	Proposed Amt.	
		Actual Amount	\$2,038		Actual Amount	
	04 Households	Proposed Units	5	Accompl. Type:	Proposed Units	
		Actual Units	191		Actual Units	
Program Year 3	Fund Source:	Proposed Amt.	\$12,960	Fund Source:	Proposed Amt.	
		Actual Amount	\$12,960		Actual Amount	
	Other	Proposed Amt.	\$2,290	Fund Source:	Proposed Amt.	
		Actual Amount	\$2,290		Actual Amount	
	01 People	Proposed Units	295	Accompl. Type:	Proposed Units	
		Actual Units	123		Actual Units	
Program Year 4	04 Households	Proposed Units	2	Accompl. Type:	Proposed Units	
		Actual Units	3		Actual Units	
	CDBG	Proposed Amt.	\$14,000	Fund Source:	Proposed Amt.	
		Actual Amount	\$14,000		Actual Amount	
	Other	Proposed Amt.	\$2,700	Fund Source:	Proposed Amt.	
		Actual Amount	\$2,700		Actual Amount	
Program Year 5	01 People	Proposed Units	190	Accompl. Type:	Proposed Units	
		Actual Units	229		Actual Units	
	04 Households	Proposed Units	3	Accompl. Type:	Proposed Units	
		Actual Units	4		Actual Units	
	Fund Source:	Proposed Amt.		Fund Source:	Proposed Amt.	
		Actual Amount			Actual Amount	
Program Year 5	Fund Source:	Proposed Amt.		Fund Source:	Proposed Amt.	
		Actual Amount			Actual Amount	
	Accompl. Type:	Proposed Units		Accompl. Type:	Proposed Units	
		Actual Units			Actual Units	
	Accompl. Type:	Proposed Units		Accompl. Type:	Proposed Units	
		Actual Units			Actual Units	

Grantee Name: City of Newport Beach										
CPMP Version 2.0										
Project Name: Human Options										
Description: IDIS Project #: 2008-03 UOG Code: CA62454 NEWPORT BEACH										
This project provided a wide variety of counseling and educational programs to help victims and their family members deal with the effects of domestic violence. CDBG funds will be used to pay for a portion of the salaries of staff who provide counseling and case management services.										
Location: Community Resource Center 5540 Trabucco Road Irvine, CA 92620					Priority Need Category					
Select one:					Public Services					
Explanation:					Victims of domestic violence who flee their abuser often need confidential support services and housing. Many victims flee an abusive situation with no place to go, limited necessities (food, clothing) and end up homeless. Providing assistance will help victims of domestic violence regain self-sufficiency.					
Expected Completion Date: 6/30/2009					Objective Category					
<input type="radio"/> Decent Housing <input checked="" type="radio"/> Suitable Living Environment <input type="radio"/> Economic Opportunity					<input type="checkbox"/> Availability/Accessibility <input type="checkbox"/> Affordability <input type="checkbox"/> Sustainability					
Specific Objectives										
1, Improve the services for low/mod income persons										
2,										
3,										
Project-level Accomplishments	01 People		Proposed	5	01 People		Proposed	10		
	Program Year 1		Underway		Program Year 4		Underway			
			Complete	2			Complete	25		
	01 People		Proposed	40	Accompl. Type:		Proposed			
	Program Year 2		Underway		Program Year 5		Underway			
			Complete	32			Complete			
	01 People		Proposed	40	Accompl. Type:		Proposed			
	Program Year 3		Underway		Con Plan Period		Underway			
			Complete	14			Complete			
	Proposed Outcome			Performance Measure			Actual Outcome			
	Accessibility for the purpose of creating suitable living environment			National Objective Citation: Low Mod Clientele 570.208(a)(2)(i)(A)			SL-1 Availability/Accessibility			
	05G Battered and Abused Spouses 570.201(e)						05G Battered and Abused Spouses 570.201(e)			
Matrix Codes						Matrix Codes				
Matrix Codes						Matrix Codes				
Program Year 1	CDBG		Proposed Amt.	\$3,333	Fund Source:		Proposed Amt.			
			Actual Amount	\$3,333			Actual Amount			
	Fund Source:		Proposed Amt.		Fund Source:		Proposed Amt.			
			Actual Amount				Actual Amount			
	01 People		Proposed Units	5	Accompl. Type:		Proposed Units			
			Actual Units	2			Actual Units			
Accompl. Type:		Proposed Units		Accompl. Type:		Proposed Units				
		Actual Units				Actual Units				
Program Year 2	CDBG		Proposed Amt.	\$5,000	Fund Source:		Proposed Amt.			
			Actual Amount	\$5,000			Actual Amount			
	Other		Proposed Amt.	\$605,286	Fund Source:		Proposed Amt.			
			Actual Amount	\$605,286			Actual Amount			
	01 People		Proposed Units	40	Accompl. Type:		Proposed Units			
			Actual Units	32			Actual Units			
Other		Proposed Units		Accompl. Type:		Proposed Units				
		Actual Units	197			Actual Units				
Program Year 3	CDBG		Proposed Amt.	\$5,000	Fund Source:		Proposed Amt.			
			Actual Amount	\$5,000			Actual Amount			
	Other		Proposed Amt.	\$323,709	Fund Source:		Proposed Amt.			
			Actual Amount	\$323,709			Actual Amount			
	01 People		Proposed Units	40	Accompl. Type:		Proposed Units			
			Actual Units	14			Actual Units			
Other		Proposed Units		Accompl. Type:		Proposed Units				
		Actual Units	144			Actual Units				
Program Year 4	CDBG		Proposed Amt.	\$5,000	Fund Source:		Proposed Amt.			
			Actual Amount	\$5,000			Actual Amount			
	Other		Proposed Amt.	\$362,514	Fund Source:		Proposed Amt.			
			Actual Amount	\$362,514			Actual Amount			
	01 People		Proposed Units	10	Accompl. Type:		Proposed Units			
			Actual Units	25			Actual Units			
Accompl. Type:		Proposed Units		Accompl. Type:		Proposed Units				
		Actual Units				Actual Units				
Program Year 5	Fund Source:		Proposed Amt.		Fund Source:		Proposed Amt.			
			Actual Amount				Actual Amount			
	Fund Source:		Proposed Amt.		Fund Source:		Proposed Amt.			
			Actual Amount				Actual Amount			
	Accompl. Type:		Proposed Units		Accompl. Type:		Proposed Units			
			Actual Units				Actual Units			
Accompl. Type:		Proposed Units		Accompl. Type:		Proposed Units				
		Actual Units				Actual Units				

CPMP Version 2.0		Grantee Name: City of Newport Beach		
Project Name: Families Forward: Transitional Housing Program				
Description: IDIS Project #: 2008-04 UOG Code: CA62454 NEWPORT BEACH				
Families Forward Transitional transited struggling families from crisis to stability and self sufficiency. The target population was homeless families with children. CDBG funds were used to pay for a portion of the salary of a case manager.				
Location:		Priority Need Category		
Families Forward 9221 Irvine Blvd. Irvine, CA 92618		Select one: Public Services		
Expected Completion Date:		Explanation:		
6/30/2009		Provide needed services for low/mod income persons by preserving the supply of emergency and transitional units and those at risk of homelessness		
Objective Category		Specific Objectives		
<input type="radio"/> Decent Housing <input checked="" type="radio"/> Suitable Living Environment <input type="radio"/> Economic Opportunity		1. Increase the number of homeless persons moving into permanent housing 2. Improve the services for low/mod income persons 3.		
Outcome Categories				
<input checked="" type="checkbox"/> Availability/Accessibility <input type="checkbox"/> Affordability <input type="checkbox"/> Sustainability				
Project-level Accomplishments	Accompl. Type: Proposed	01 People	Proposed	80
	Underway		Underway	
	Complete		Complete	129
	Program Year 1	Program Year 4		
	Accompl. Type: Proposed	Accompl. Type: Proposed		
	Underway	Underway		
Complete	Complete			
Program Year 2	Program Year 5			
Accompl. Type: Proposed	Accompl. Type: Proposed			
Underway	Underway			
Complete	Complete			
Program Year 3	Con Plan Period			
Accompl. Type: Proposed	Accompl. Type: Proposed			
Underway	Underway			
Complete	Complete			
Proposed Outcome		Performance Measure		
Accessibility for the purpose of creating suitable living environment		National Objective Citation: Low Mod Clientele 570.208(a) (2) (i) (A)		
		Actual Outcome		
		SL-1 Availability/Accessibility		
03T Operating Costs of Homeless/AIDS Patients Programs		Matrix Codes		
Matrix Codes		Matrix Codes		
Matrix Codes		Matrix Codes		
Program Year 1	Fund Source:	Proposed Amt.		
		Actual Amount		
	Fund Source:	Proposed Amt.		
		Actual Amount		
	Accompl. Type:	Proposed Units		
		Actual Units		
Program Year 2	Fund Source:	Proposed Amt.		
		Actual Amount		
	Fund Source:	Proposed Amt.		
		Actual Amount		
	Accompl. Type:	Proposed Units		
		Actual Units		
Program Year 3	Fund Source:	Proposed Amt.		
		Actual Amount		
	Fund Source:	Proposed Amt.		
		Actual Amount		
	Accompl. Type:	Proposed Units		
		Actual Units		
Program Year 4	CDBG	Proposed Amt.	\$10,000	
		Actual Amount	\$10,000	
	Other	Proposed Amt.	\$861,603	
		Actual Amount	\$861,603	
	01 People	Proposed Units	80	
		Actual Units	129	
Program Year 5	Fund Source:	Proposed Amt.		
		Actual Amount		
	Fund Source:	Proposed Amt.		
		Actual Amount		
	Accompl. Type:	Proposed Units		
		Actual Units		

CPMP Version 2.0		Grantee Name: City of Newport Beach				
Project Name:		South County Senior Services: Home Delivered Meals				
Description:		IDIS Project #:	2008-05	UOG Code:	CA62454 NEWPORT BEACH	
South County Senior Services Inc. provided home-delivered meals to homebound senior citizens (62 year or older) who were unable to prepare meals for themselves due to age, illness, or disability. CDBG funds were used to pay for a portion of the salary of home-delivered meal staff.						
Location:		Priority Need Category				
South County Senior Services, Inc. (SCSS) 24300 El Toro Road, Suite 2000 Laguna Woods, CA 92637		Select one:		Public Services		
Expected Completion Date:		Explanation:				
6/30/2009		Homebound seniors often have difficulty preparing nutritiously appropriate meals for themselves. Home delivered nutritious meals enables homebound seniors to remain in their homes, avoid being institutionalized, and creates a more suitable living environment.				
Objective Category		Specific Objectives				
<input type="radio"/> Decent Housing <input checked="" type="radio"/> Suitable Living Environment <input type="radio"/> Economic Opportunity		1. Improve the services for low/mod income persons 2. 3.				
Outcome Categories						
<input checked="" type="checkbox"/> Availability/Accessibility <input type="checkbox"/> Affordability <input type="checkbox"/> Sustainability						
Project-level Accomplishments	01 People	Proposed	74	01 People	Proposed	110
		Underway			Underway	
	Program Year 1	Complete	83	Program Year 4	Complete	154
	01 People	Proposed	74	Accompl. Type:	Proposed	
		Underway			Underway	
	Program Year 2	Complete	124	Program Year 5	Complete	
	01 People	Proposed	56	Accompl. Type:	Proposed	
		Underway			Underway	
	Program Year 3	Complete	147	Con Plan Period	Complete	
		Underway			Underway	
		Complete			Complete	
	Proposed Outcome		Performance Measure		Actual Outcome	
Accessibility for the purpose of creating suitable living environment		National Objective Citation: Low Mod Clientele 570.208(a)(2)(i)(A)		SL-1 Availability/Accessibility		
05A Senior Services 570.201(e)		Matrix Codes		Matrix Codes		
Matrix Codes		Matrix Codes		Matrix Codes		
Matrix Codes		Matrix Codes		Matrix Codes		
Program Year 1	CDBG	Proposed Amt.	\$7,000	Fund Source:	Proposed Amt.	
		Actual Amount	\$7,000		Actual Amount	
	Fund Source:	Proposed Amt.		Fund Source:	Proposed Amt.	
		Actual Amount			Actual Amount	
01 People	Proposed Units	74	Accompl. Type:	Proposed Units		
	Actual Units	83		Actual Units		
Accompl. Type:	Proposed Units		Accompl. Type:	Proposed Units		
	Actual Units			Actual Units		
Program Year 2	CDBG	Proposed Amt.	\$12,000	Fund Source:	Proposed Amt.	
		Actual Amount	\$12,000		Actual Amount	
	Other	Proposed Amt.	\$1,309,894	Fund Source:	Proposed Amt.	
		Actual Amount	\$1,309,894		Actual Amount	
01 People	Proposed Units	74	Accompl. Type:	Proposed Units		
	Actual Units	124		Actual Units		
Accompl. Type:	Proposed Units		Accompl. Type:	Proposed Units		
	Actual Units			Actual Units		
Program Year 3	CDBG	Proposed Amt.	\$27,550	Fund Source:	Proposed Amt.	
		Actual Amount	\$27,550		Actual Amount	
	Other	Proposed Amt.	\$1,497,215	Fund Source:	Proposed Amt.	
		Actual Amount	\$1,497,215		Actual Amount	
01 People	Proposed Units	56	Accompl. Type:	Proposed Units		
	Actual Units	147		Actual Units		
Accompl. Type:	Proposed Units		Accompl. Type:	Proposed Units		
	Actual Units			Actual Units		
Program Year 4	CDBG	Proposed Amt.	\$28,348	Fund Source:	Proposed Amt.	
		Actual Amount	\$28,348		Actual Amount	
	Other	Proposed Amt.	\$1,532,270	Fund Source:	Proposed Amt.	
		Actual Amount	\$1,532,270		Actual Amount	
01 People	Proposed Units	110	Accompl. Type:	Proposed Units		
	Actual Units	154		Actual Units		
Accompl. Type:	Proposed Units		Accompl. Type:	Proposed Units		
	Actual Units			Actual Units		
Program Year 5	Fund Source:	Proposed Amt.		Fund Source:	Proposed Amt.	
		Actual Amount			Actual Amount	
	Fund Source:	Proposed Amt.		Fund Source:	Proposed Amt.	
		Actual Amount			Actual Amount	
Accompl. Type:	Proposed Units		Accompl. Type:	Proposed Units		
	Actual Units			Actual Units		
Accompl. Type:	Proposed Units		Accompl. Type:	Proposed Units		
	Actual Units			Actual Units		

CPMP Version 2.0		Grantee Name: City of Newport Beach				
Project Name: Serving People In Need (SPIN): Substance Abuse Treatment Program (SARP)						
Description: IDIS Project #: 2008-06 UOG Code: CA62454 NEWPORT BEACH						
SARP provided access to recovery programs for homeless and low-income individuals who could not otherwise afford treatment. Case management included: counseling, supplemental employment services, medical assistance, and legal assistance. CDBG funds were used to pay for operational cost.						
Location:		Priority Need Category				
Serving People In Need (SPIN) 151 Kalmus, H-2 S Costa Mesa, CA 92626		Select one: Public Services				
Explanation:						
Expected Completion Date: 6/30/2009		Homeless and low-income people often do not have sufficient income to participate in substance abuse treatment programs to help in their recovery. SARP increases the access to such programs for homeless and low-income persons suffering from substance abuse.				
Objective Category <input type="radio"/> Decent Housing <input checked="" type="radio"/> Suitable Living Environment <input type="radio"/> Economic Opportunity		Specific Objectives				
Outcome Categories <input checked="" type="checkbox"/> Availability/Accessibility <input type="checkbox"/> Affordability <input type="checkbox"/> Sustainability		1. Improve the services for low/mod income persons				
		2. End chronic homelessness				
		3.				
Project-level Accomplishments	01 People	Proposed	6	01 People	Proposed	7
		Underway			Underway	
	Program Year 1	Complete	12	Program Year 4	Complete	12
	01 People	Proposed	6	Accompl. Type:	Proposed	
		Underway			Underway	
	Program Year 2	Complete	14	Program Year 5	Complete	
	01 People	Proposed	7	Accompl. Type:	Proposed	
		Underway			Underway	
	Program Year 3	Complete	11	Con Plan Period	Complete	
Proposed Outcome		Performance Measure		Actual Outcome		
Accessibility for the purpose of creating suitable living environment		National Objective Citation: Low Mod Clientele 570.208(a)(2)(i)(A)&(B)		SL-1 Availability/Accessibility		
05F Substance Abuse Services 570.201(e)		Matrix Codes		Matrix Codes		
Matrix Codes		Matrix Codes		Matrix Codes		
Matrix Codes		Matrix Codes		Matrix Codes		
Program Year 1	CDBG	Proposed Amt.	\$8,000	Fund Source:	Proposed Amt.	
		Actual Amount	\$8,000		Actual Amount	
	Fund Source:	Proposed Amt.		Fund Source:	Proposed Amt.	
		Actual Amount			Actual Amount	
	01 People	Proposed Units	6	Accompl. Type:	Proposed Units	
		Actual Units	12		Actual Units	
	Accompl. Type:	Proposed Units		Accompl. Type:	Proposed Units	
		Actual Units			Actual Units	
Program Year 2	CDBG	Proposed Amt.	\$9,000	Fund Source:	Proposed Amt.	
		Actual Amount	\$9,000		Actual Amount	
	Other	Proposed Amt.	\$804,227	Fund Source:	Proposed Amt.	
		Actual Amount	\$804,227		Actual Amount	
	01 People	Proposed Units	6	Accompl. Type:	Proposed Units	
		Actual Units	14		Actual Units	
	Accompl. Type:	Proposed Units		Accompl. Type:	Proposed Units	
		Actual Units			Actual Units	
Program Year 3	CDBG	Proposed Amt.	\$13,000	Fund Source:	Proposed Amt.	
		Actual Amount	\$13,000		Actual Amount	
	Other	Proposed Amt.	\$707,430	Fund Source:	Proposed Amt.	
		Actual Amount	\$707,430		Actual Amount	
	01 People	Proposed Units	7	Accompl. Type:	Proposed Units	
		Actual Units	11		Actual Units	
	Accompl. Type:	Proposed Units		Accompl. Type:	Proposed Units	
		Actual Units			Actual Units	
Program Year 4	CDBG	Proposed Amt.	\$10,000	Fund Source:	Proposed Amt.	
		Actual Amount	\$10,000		Actual Amount	
	Other	Proposed Amt.	\$612,912	Fund Source:	Proposed Amt.	
		Actual Amount	\$612,912		Actual Amount	
	01 People	Proposed Units	7	Accompl. Type:	Proposed Units	
		Actual Units	12		Actual Units	
	Accompl. Type:	Proposed Units		Accompl. Type:	Proposed Units	
		Actual Units			Actual Units	
Program Year 5	Fund Source:	Proposed Amt.		Fund Source:	Proposed Amt.	
		Actual Amount			Actual Amount	
	Fund Source:	Proposed Amt.		Fund Source:	Proposed Amt.	
		Actual Amount			Actual Amount	
	Accompl. Type:	Proposed Units		Accompl. Type:	Proposed Units	
		Actual Units			Actual Units	
	Accompl. Type:	Proposed Units		Accompl. Type:	Proposed Units	
		Actual Units			Actual Units	

CPMP Version 2.0		Grantee Name: City of Newport Beach				
Project Name:		ADA Sidewalk Improvements				
Description:		IDIS Project #:	2008-07	UOG Code:	CA62454 NEWPORT BEACH	
Funds were used to make improvements to public facilities to allow greater accessibility for Newport Beach residents with disabilities. Improvements included curb cuts and installation of ADA accessible handicapped ramps throughout the City.						
Location:		Priority Need Category				
Citywide - LMA		Select one:		Public Facilities		
Explanation:						
Expected Completion Date:		Persons with disabilities have limited access to public facilities and difficulty getting around the city in general when the infrastructure (such as curbs) impose a barrier. By improving public facilities and infrastructure, persons with disabilities have greater access to public resources and a more suitable living environment.				
6/30/2009						
Objective Category		Specific Objectives				
<input type="radio"/> Decent Housing <input checked="" type="radio"/> Suitable Living Environment <input type="radio"/> Economic Opportunity		1. Improve quality / increase quantity of public improvements for lower income persons				
Outcome Categories		2. _____				
<input checked="" type="checkbox"/> Availability/Accessibility <input type="checkbox"/> Affordability <input type="checkbox"/> Sustainability		3. _____				
Project-level Accomplishments	11 Public Facilities	Proposed	1	11 Public Facilities	Proposed	1
		Underway			Underway	
		Complete	1		Complete	1
	Program Year 1			Program Year 4		
		Proposed	1	Accompl. Type:	Proposed	
		Underway			Underway	
		Complete	1	Program Year 5	Complete	
	Program Year 2					
		Proposed	1	Accompl. Type:	Proposed	
		Underway			Underway	
		Complete	1	Con Plan Period	Complete	
	Program Year 3					
Proposed Outcome		Performance Measure		Actual Outcome		
Accessibility for the purpose of creating suitable living environment		National Objective Citation: Low Mod Clientele 570.208(a)(1)(i)		SL-1 Availability/Accessibility		
03L Sidewalks 570.201(c)		Matrix Codes		Matrix Codes		
Matrix Codes		Matrix Codes		Matrix Codes		
Matrix Codes		Matrix Codes		Matrix Codes		
Program Year 1	CDBG	Proposed Amt.	\$50,000	Fund Source:	Proposed Amt.	
		Actual Amount	\$50,000		Actual Amount	
	Fund Source:	Proposed Amt.		Fund Source:	Proposed Amt.	
		Actual Amount			Actual Amount	
	11 Public Facilities	Proposed Units	1	Accompl. Type:	Proposed Units	
		Actual Units	1		Actual Units	
04 Households	Proposed Units	497	Accompl. Type:	Proposed Units		
	Actual Units	497		Actual Units		
Program Year 2	CDBG	Proposed Amt.	\$54,476	Fund Source:	Proposed Amt.	
		Actual Amount			Actual Amount	
	Fund Source:	Proposed Amt.		Fund Source:	Proposed Amt.	
		Actual Amount			Actual Amount	
	11 Public Facilities	Proposed Units	1	Accompl. Type:	Proposed Units	
		Actual Units	1		Actual Units	
04 Households	Proposed Units	500	Accompl. Type:	Proposed Units		
	Actual Units	500		Actual Units		
Program Year 3	CDBG	Proposed Amt.	\$125,533	Fund Source:	Proposed Amt.	
		Actual Amount			Actual Amount	
	CDBG	Proposed Amt.		Fund Source:	Proposed Amt.	
		Actual Amount			Actual Amount	
	11 Public Facilities	Proposed Units	1	Accompl. Type:	Proposed Units	
		Actual Units	1		Actual Units	
04 Households	Proposed Units	500	Accompl. Type:	Proposed Units		
	Actual Units	500		Actual Units		
Program Year 4	CDBG	Proposed Amt.	\$34,926	Fund Source:	Proposed Amt.	
		Actual Amount	\$34,889		Actual Amount	
	Fund Source:	Proposed Amt.		Fund Source:	Proposed Amt.	
		Actual Amount			Actual Amount	
	11 Public Facilities	Proposed Units	1	Accompl. Type:	Proposed Units	
		Actual Units	1		Actual Units	
04 Households	Proposed Units	500	Accompl. Type:	Proposed Units		
	Actual Units	500		Actual Units		
Program Year 5	Fund Source:	Proposed Amt.		Fund Source:	Proposed Amt.	
		Actual Amount			Actual Amount	
	Fund Source:	Proposed Amt.		Fund Source:	Proposed Amt.	
		Actual Amount			Actual Amount	
	Accompl. Type:	Proposed Units		Accompl. Type:	Proposed Units	
		Actual Units			Actual Units	
Accompl. Type:	Proposed Units		Accompl. Type:	Proposed Units		
	Actual Units			Actual Units		

CPMP Version 2.0		Grantee Name: City of Newport Beach				
Project Name:		Section 108 Loan Repayment				
Description:		IDIS Project #:	2008-08	UOG Code:	CA62454 NEWPORT BEACH	
Funds were used to repay the City's Section 108 Loan. The loan was used to partially fund public improvements to the Balboa Target Area totaling \$8 million. The scope of work includes the Balboa Village Pedestrian and Streetscape Plan, Street Improvements to Balboa Blvd., Pier Parking Lot, Pier Plaza, and Lot A connecting access to Main Street.						
Location:		Priority Need Category				
LMA - Census Tract 62800.1		Select one:		Public Facilities		
Expected Completion Date:		Explanation:				
6/30/2009		Targeted areas within Balboa Village were deteriorating. To eliminate the blight, blighting influences and prevent further deterioration, the City used CDBG funds to make necessary improvements to the target areas. The improvements will stimulate future economic investment and provide a more suitable living environment.				
Objective Category		Specific Objectives				
<input type="radio"/> Decent Housing <input checked="" type="radio"/> Suitable Living Environment <input type="radio"/> Economic Opportunity		1, Improve quality / increase quantity of public improvements for lower income persons 2, Improve quality / increase quantity of neighborhood facilities for low-income persons 3,				
Outcome Categories						
<input checked="" type="checkbox"/> Availability/Accessibility <input type="checkbox"/> Affordability <input type="checkbox"/> Sustainability						
Project-level Accomplishments	11 Public Facilities	Proposed	1	11 Public Facilities	Proposed	1
		Underway			Underway	
		Complete	1		Complete	1
	11 Public Facilities	Proposed	1	Accompl. Type:	Proposed	
		Underway			Underway	
		Complete	1	Program Year 5	Complete	
	11 Public Facilities	Proposed	1	Accompl. Type:	Proposed	
		Underway			Underway	
		Complete	1	Con Plan Period	Complete	
		Underway			Underway	
		Complete	1		Complete	
	Proposed Outcome		Performance Measure		Actual Outcome	
Accessibility for the purpose of creating suitable living environment		National Objective Citation: Low Mod Clientele 570.208(a)(1)		SL-1 Availability/Accessibility		
19F Planned Repayment of Section 108 Loan Principal		Matrix Codes		Matrix Codes		
Matrix Codes		Matrix Codes		Matrix Codes		
Matrix Codes		Matrix Codes		Matrix Codes		
Program Year 1	CDBG	Proposed Amt.	\$189,514	Fund Source:	Proposed Amt.	
		Actual Amount	\$189,514		Actual Amount	
	Fund Source:	Proposed Amt.		Fund Source:	Proposed Amt.	
		Actual Amount			Actual Amount	
	04 Households	Proposed Units	500	Accompl. Type:	Proposed Units	
		Actual Units	500		Actual Units	
	11 Public Facilities	Proposed Units	1	Accompl. Type:	Proposed Units	
		Actual Units	1		Actual Units	
Program Year 2	CDBG	Proposed Amt.	\$191,224	Fund Source:	Proposed Amt.	
		Actual Amount	\$191,224		Actual Amount	
	Fund Source:	Proposed Amt.		Fund Source:	Proposed Amt.	
		Actual Amount			Actual Amount	
	04 Households	Proposed Units	500	Accompl. Type:	Proposed Units	
		Actual Units	500		Actual Units	
	11 Public Facilities	Proposed Units	1	Accompl. Type:	Proposed Units	
		Actual Units	1		Actual Units	
Program Year 3	CDBG	Proposed Amt.	\$193,483	Fund Source:	Proposed Amt.	
		Actual Amount	\$193,482		Actual Amount	
	Fund Source:	Proposed Amt.		Fund Source:	Proposed Amt.	
		Actual Amount			Actual Amount	
	04 Households	Proposed Units	500	Accompl. Type:	Proposed Units	
		Actual Units	500		Actual Units	
	11 Public Facilities	Proposed Units	1	Accompl. Type:	Proposed Units	
		Actual Units	1		Actual Units	
Program Year 4	CDBG	Proposed Amt.	\$196,254	Fund Source:	Proposed Amt.	
		Actual Amount	\$196,253		Actual Amount	
	Fund Source:	Proposed Amt.		Fund Source:	Proposed Amt.	
		Actual Amount			Actual Amount	
	04 Households	Proposed Units	500	Accompl. Type:	Proposed Units	
		Actual Units	500		Actual Units	
	11 Public Facilities	Proposed Units	1	Accompl. Type:	Proposed Units	
		Actual Units	1		Actual Units	
Program Year 5	Fund Source:	Proposed Amt.		Fund Source:	Proposed Amt.	
		Actual Amount			Actual Amount	
	Fund Source:	Proposed Amt.		Fund Source:	Proposed Amt.	
		Actual Amount			Actual Amount	
	Accompl. Type:	Proposed Units		Accompl. Type:	Proposed Units	
		Actual Units			Actual Units	
	Accompl. Type:	Proposed Units		Accompl. Type:	Proposed Units	
		Actual Units			Actual Units	

Section 108 Projects Worksheet					Grantee Name		City of Newport Beach					
PROJECT DESCRIPTION					FINANCIAL DATA							
Grantee Name	ST	Section 108 Project Number	Project Name	EDI or BEDI Grant Number (if applicable)	108 Loan Amount	108 Amount Advanced Through 1/31/04	108 Project Amount (for multiple projects)	EDI or BEDI Grant Amount	Other CDBG	Total CDBG Assistance (Columns F+I+J)	Have EDI or BEDI funds been drawn (Y/N)	National Objective Code
BIRMINGHAM	AL	B-01-MC-01-0002			400,000	400,000				400,000		NOC: ▼
MOBILE	AL	B-01-MC-01-0006			1,275,000	350,000				1,275,000		NOC: ▼
LITTLE ROCK	AR	B-97-MC-05-0004		B-00-BD-00-0000	3,000,000	1,240,000				3,000,000		NOC: ▼
YUMA	AZ	B-00-MC-04-0508			500,000	500,000				500,000		NOC: ▼
BAKERSFIELD	CA	B-02-MC-06-0510			800,000	800,000				800,000		NOC: ▼
BAKERSFIELD	CA	B-02-MC-06-0510			1,000,000	1,000,000				1,000,000		NOC: ▼
BERKELEY	CA	B-02-MC-06-0008			1,400,000	1,400,000				1,400,000		NOC: ▼
BERKELEY	CA	B-01-MC-06-0008			500,000	500,000				500,000		NOC: ▼
DALY CITY	CA	B-00-MC-06-0010			4,500,000	10,000				4,500,000		NOC: ▼
EL CAJON	CA	B-00-MC-06-0541			2,260,000	2,260,000				2,260,000		NOC: ▼
FRESNO	CA	B-99-MC-06-0001			1,500,000	1,500,000				1,500,000		NOC: ▼
GLENDALE	CA	B-00-MC-06-0518			1,800,000	1,800,000				1,800,000		NOC: ▼
HAWTHORNE	CA	B-00-MC-06-0519			1,000,000	500,000				1,000,000		NOC: ▼
LANCASTER	CA	B-02-MC-06-0558			1,450,000	1,450,000				1,450,000		NOC: ▼
LIVERMORE	CA	B-01-MC-06-0041			475,000	475,000				475,000		NOC: ▼
LOS ANGELES	CA	B-92-MC-06-0523			60,000,000	43,985,000				60,000,000		NOC: ▼
LOS ANGELES	CA	B-94-MC-06-0523			300,000,000	102,191,000				300,000,000		NOC: ▼
LOS ANGELES COUNTY	CA	B-94-UC-06-0505			30,000,000	8,045,000				30,000,000		NOC: ▼
LOS ANGELES COUNTY	CA	B-00-UC-06-0505			8,000,000	8,000,000				8,000,000		NOC: ▼
LYNWOOD	CA	B-00-MC-06-0559			7,000,000	7,000,000				7,000,000		NOC: ▼
MERCED	CA	B-02-MC-06-0044			4,000,000	4,000,000				4,000,000		NOC: ▼
MERCED	CA	B-96-MC-06-0044			2,600,000	2,285,000				2,600,000		NOC: ▼
MONTEREY PARK	CA	B-99-MC-06-0548			6,500,000	6,500,000				6,500,000		NOC: ▼
NATIONAL CITY	CA	B-00-MC-06-0560			6,900,000	6,900,000				6,900,000		NOC: ▼
NEWPORT BEACH	CA	B-00-MC-06-0546	Balboa Village Improvements		2,400,000	2,400,000			2,000	2,402,000		LMA ▼
OAKLAND	CA	B-94-MC-06-0013			27,000,000	19,090,000				27,000,000		NOC: ▼
OCEANSIDE	CA	B-01-MC-06-0547			1,500,000	1,500,000				1,500,000		NOC: ▼

CPMP Version 2.0		Grantee Name: City of Newport Beach			
Project Name: CDBG-R: Administration					
Description:		IDIS Project #:	2008-09	UOG Code:	CA62454 NEWPORT BEACH
This project provides for the administration, oversight, tracking and reporting all CDBG-R activities.					
Location:		Priority Need Category			
Enter location, address, zip codes, census tracts, or other elements that will help to identify the location of the project.		Select one:		Planning/Administration	
Expected Completion Date:		Explanation:			
9/30/2009		The City's CDBG-R funds will be used in a manner that maximizes job creation and economic benefit in relation to the CDBG-R funds obligated, and will address some or all of the Recovery Act objectives.			
Objective Category		Specific Objectives			
<input type="radio"/> Decent Housing <input type="radio"/> Suitable Living Environment <input checked="" type="radio"/> Economic Opportunity		1, _____			
Outcome Categories		2, _____			
<input checked="" type="checkbox"/> Availability/Accessibility <input type="checkbox"/> Affordability <input type="checkbox"/> Sustainability		3, _____			
Project-level Accomplishments	Accmpl. Type:	Proposed		Accmpl. Type:	Proposed
		Underway			Underway
		Complete			Complete
	Program Year 1			Program Year 4	
	Accmpl. Type:	Proposed		Accmpl. Type:	Proposed
		Underway			Underway
		Complete			Complete
	Program Year 2			Program Year 5	
	Accmpl. Type:	Proposed		Accmpl. Type:	Proposed
	Underway			Underway	
	Complete			Complete	
Program Year 3			Con Plan Period		
	Proposed			Proposed	
	Underway			Underway	
	Complete			Complete	
Proposed Outcome		Performance Measure		Actual Outcome	
N/A		N/A			
21B Indirect Costs 570.206		Matrix Codes			
Matrix Codes		Matrix Codes			
Matrix Codes		Matrix Codes			
Program Year 1	Fund Source:	Proposed Amt.		Fund Source:	Proposed Amt.
		Actual Amount			Actual Amount
	Fund Source:	Proposed Amt.		Fund Source:	Proposed Amt.
		Actual Amount			Actual Amount
	Accmpl. Type:	Proposed Units		Accmpl. Type:	Proposed Units
		Actual Units			Actual Units
Program Year 2	Fund Source:	Proposed Amt.		Fund Source:	Proposed Amt.
		Actual Amount			Actual Amount
	Fund Source:	Proposed Amt.		Fund Source:	Proposed Amt.
		Actual Amount			Actual Amount
	Accmpl. Type:	Proposed Units		Accmpl. Type:	Proposed Units
		Actual Units			Actual Units
Program Year 3	Fund Source:	Proposed Amt.		Fund Source:	Proposed Amt.
		Actual Amount			Actual Amount
	Fund Source:	Proposed Amt.		Fund Source:	Proposed Amt.
		Actual Amount			Actual Amount
	Accmpl. Type:	Proposed Units		Accmpl. Type:	Proposed Units
		Actual Units			Actual Units
Program Year 4	CDBG	Proposed Amt.	\$9,660	Fund Source:	Proposed Amt.
		Actual Amount			Actual Amount
	Fund Source:	Proposed Amt.		Fund Source:	Proposed Amt.
		Actual Amount			Actual Amount
	Accmpl. Type:	Proposed Units	N/A	Accmpl. Type:	Proposed Units
		Actual Units	N/A		Actual Units
Program Year 5	Fund Source:	Proposed Amt.		Fund Source:	Proposed Amt.
		Actual Amount			Actual Amount
	Fund Source:	Proposed Amt.		Fund Source:	Proposed Amt.
		Actual Amount			Actual Amount
	Accmpl. Type:	Proposed Units		Accmpl. Type:	Proposed Units
		Actual Units			Actual Units

CPMP Version 2.0		Grantee Name: City of Newport Beach				
Project Name:		CDBG-R: ADA Playground Resurfacing and Accessibility Improvements				
Description:		IDIS Project #: 2008-10 UOG Code: CA62454 NEWPORT BEACH				
This project includes the removal of architectural barriers and the replacement of playground safety surfacing in four (4) City Park Facilities to meet the ADA safety and accessibility requirements. The project will create 8 full time construction jobs and additional temporary jobs for periodic maintenance for the life of the proposed play surface (estimated 2 jobs over a period of 2 days, every 2 years).						
Location:		Priority Need Category				
Enter location, address, zip codes, census tracts, or other elements that will help to identify the location of the project.		Select one:		Economic Development		
Expected Completion Date:		Explanation:				
9/30/2009		Preserve and increase the improvements to public facilities and provide economic empowerment to low/mod residents.				
Objective Category		Specific Objectives				
<input type="radio"/> Decent Housing <input type="radio"/> Suitable Living Environment <input checked="" type="radio"/> Economic Opportunity		1. Improve quality / increase quantity of public improvements for lower income persons 2. Improve economic opportunities for low-income persons 3.				
Outcome Categories						
<input checked="" type="checkbox"/> Availability/Accessibility <input type="checkbox"/> Affordability <input type="checkbox"/> Sustainability						
Project-level Accomplishments	Accompl. Type:	Proposed		11 Public Facilities	Proposed	4
		Underway			Underway	4
		Complete			Complete	
	Program Year 1			Program Year 4		
	Accompl. Type:	Proposed		Accompl. Type:	Proposed	
		Underway			Underway	
		Complete			Complete	
	Program Year 2			Program Year 5		
	Accompl. Type:	Proposed		Accompl. Type:	Proposed	
		Underway			Underway	
		Complete			Complete	
	Program Year 3			5 Yr Con Plan Period		
	Proposed			Proposed		
	Underway			Underway		
	Complete			Complete		
Proposed Outcome		Performance Measure		Actual Outcome		
Accessibility for the purpose of creating economic opportunities		National Objective Citation 570.208(a)(2)(ii)(A)		EO-1 Availability/Accessibility		
03F Parks, Recreational Facilities 570.201(c)		Matrix Codes		Matrix Codes		
Matrix Codes		Matrix Codes		Matrix Codes		
Matrix Codes		Matrix Codes		Matrix Codes		
Program Year 1	Fund Source:	Proposed Amt.		Fund Source:	Proposed Amt.	
		Actual Amount			Actual Amount	
	Fund Source:	Proposed Amt.		Fund Source:	Proposed Amt.	
	Actual Amount			Actual Amount		
Accompl. Type:	Proposed Units		Accompl. Type:	Proposed Units		
	Actual Units			Actual Units		
Accompl. Type:	Proposed Units		Accompl. Type:	Proposed Units		
	Actual Units			Actual Units		
Program Year 2	Fund Source:	Proposed Amt.		Fund Source:	Proposed Amt.	
		Actual Amount			Actual Amount	
	Fund Source:	Proposed Amt.		Fund Source:	Proposed Amt.	
	Actual Amount			Actual Amount		
Accompl. Type:	Proposed Units		Accompl. Type:	Proposed Units		
	Actual Units			Actual Units		
Accompl. Type:	Proposed Units		Accompl. Type:	Proposed Units		
	Actual Units			Actual Units		
Program Year 3	Fund Source:	Proposed Amt.		Fund Source:	Proposed Amt.	
		Actual Amount			Actual Amount	
	Fund Source:	Proposed Amt.		Fund Source:	Proposed Amt.	
	Actual Amount			Actual Amount		
Accompl. Type:	Proposed Units		Accompl. Type:	Proposed Units		
	Actual Units			Actual Units		
Accompl. Type:	Proposed Units		Accompl. Type:	Proposed Units		
	Actual Units			Actual Units		
Program Year 4	CDBG	Proposed Amt.	\$ 86,943	Fund Source:	Proposed Amt.	
		Actual Amount			Actual Amount	
	Fund Source:	Proposed Amt.		Fund Source:	Proposed Amt.	
	Actual Amount			Actual Amount		
11 Public Facilities	Proposed Units		4	Accompl. Type:	Proposed Units	
	Actual Units				Actual Units	
Accompl. Type:	Proposed Units			Accompl. Type:	Proposed Units	
	Actual Units				Actual Units	
Program Year 5	Fund Source:	Proposed Amt.		Fund Source:	Proposed Amt.	
		Actual Amount			Actual Amount	
	Fund Source:	Proposed Amt.		Fund Source:	Proposed Amt.	
	Actual Amount			Actual Amount		
Accompl. Type:	Proposed Units			Accompl. Type:	Proposed Units	
	Actual Units				Actual Units	
Accompl. Type:	Proposed Units			Accompl. Type:	Proposed Units	
	Actual Units				Actual Units	



**APPENDIX “C”
PROOF OF PUBLIC NOTICE**

PUBLIC NOTICE
NOTICE OF PUBLIC HEARING AND PUBLIC REVIEW PERIOD
CITY OF NEWPORT BEACH
DRAFT CONSOLIDATED ANNUAL PERFORMANCE AND EVALUATION REPORT
FISCAL YEAR 2008-2009

Notice is hereby given that the City of Newport Beach, California has prepared the draft Consolidated Annual Performance and Evaluation Report (CAPER) for the Fiscal Year, beginning July 1, 2008 and ending June 30, 2009, as required by the U.S. Department of Housing and Urban Development. A copy of the CAPER is available for public review from September 5, 2009 to September 22, 2009.

PUBLIC HEARING: In addition, the Newport Beach City Council will hold a public hearing to review comments received on the draft CAPER at the following date, time, and location:

Date: **September 22, 2009**

Time: **7:00 PM**

Location: City of Newport Beach, City Council Chambers, 3300 Newport Boulevard, Newport Beach, California.

It is the intention of the City of Newport Beach to comply with the Americans with Disabilities Act (ADA) in all respects. If, as an attendee or a participant at this meeting, you will need special assistance beyond what is normally provided, the City of Newport Beach will attempt to accommodate you in every reasonable manner. Please contact the City Clerk's Office, at (949) 644-3309 at least 72 hours prior to the meeting to inform us of your particular needs and to determine if accommodation is feasible.

DESCRIPTION: The draft CAPER provides a detailed account of how the City of Newport Beach utilized its Community Development Block Grant (CDBG) and other funds in Fiscal Year 2008-2009 to pursue the strategies, goals, and objectives proposed in the City's 2008-2009 One Year Action Plan and how well the City is addressing the housing and community development needs identified in the City's 2005-2009 Consolidated Plan.

PURPOSE: The purpose of the Public Hearing for the CAPER is to allow the public the opportunity to comment on the manner in which the City utilized federal and non-federal funds for the one-year period that ended on June 30, 2009.

REVIEW OF THE CAPER DOCUMENT: Copies of the draft CAPER will be available for public review and comment from September 5, 2009 to September 22, 2009 at the following locations:

City Clerk's Office, City of Newport Beach, 3300 Newport Blvd, Newport Beach, California
Planning Department, City of Newport Beach, 3300 Newport Blvd, Newport Beach, California

COMMENTS: The public is invited to comment at the September 22, 2009 hearing or by submitting written comments on the draft CAPER no later than 4:00 PM on September 22, 2009 to:

**City of Newport Beach,
ATTN: Kathlyn Bowden, AICP
Economic Development Coordinator
3300 Newport Blvd,
Newport Beach, CA 92663**

Leilani I. Brown
City Clerk

PROOF OF PUBLICATION

STATE OF CALIFORNIA)
) ss.
COUNTY OF ORANGE)

I am a Citizen of the United States and a resident of the County aforesaid; I am over the age of eighteen years, and not a party to or interested in the below entitled matter. I am a principal clerk of the NEWPORT BEACH - COSTA MESA DAILY PILOT, a newspaper of general circulation, printed and published in the City of Costa Mesa, County of Orange, State of California, and that attached Notice is a true and complete copy as was printed and published on the following dates:

September 5, 2009

I declare, under penalty of perjury, that the foregoing is true and correct.

Executed on September 14, 2009 at Costa Mesa, California.



Signature

RECEIVED

2009 SEP 17 AM 9:28

OFFICE OF
THE CITY CLERK
CITY OF NEWPORT BEACH

FILE COPY

**PUBLIC NOTICE
NOTICE OF PUBLIC HEARING AND PUBLIC REVIEW PERIOD
CITY OF NEWPORT BEACH
DRAFT CONSOLIDATED ANNUAL PERFORMANCE AND
EVALUATION REPORT FISCAL YEAR 2008-2009**

Notice is hereby given that the City of Newport Beach, California has prepared the draft Consolidated Annual Performance and Evaluation Report (CAPER) for the Fiscal Year, beginning July 1, 2008 and ending June 30, 2009, as required by the U.S. Department of Housing and Urban Development. A copy of the CAPER is available for public review from September 5, 2009 to September 22, 2009.

PUBLIC HEARING: In addition, the Newport Beach City Council will hold a public hearing to review comments received on the draft CAPER on **September 22, 2009, at the hour 7:00 PM** in the City Council Chambers, 3300 Newport Boulevard, Newport Beach, California.

It is the intention of the City of Newport Beach to comply with the Americans with Disabilities Act (ADA) in all respects. If, as an attendee or a participant at this meeting, you will need special assistance beyond what is normally provided, the City of Newport Beach will attempt to accommodate you in every reasonable manner. Please contact Kathlyn Bowden, Economic Development Coordinator, at (949) 644-3230 at least 72 hours prior to the meeting to inform us of your particular needs and to determine if accommodation is feasible.

DESCRIPTION: The draft CAPER provides a detailed account of how the City of Newport Beach utilized its Community Development Block Grant (CDBG) and other funds in Fiscal Year 2008-2009 to pursue the strategies, goals, and objectives proposed in the City's 2008-2009 One Year Action Plan and how well the City is addressing the housing and community development needs identified in the City's 2005-2009 Consolidated Plan.

PURPOSE: The purpose of the Public Hearing for the CAPER is to allow the public the opportunity to comment on the manner in which the City utilized federal and non-federal funds for the one-year period that ended on June 30, 2009.

REVIEW OF THE CAPER DOCUMENT: Copies of the draft CAPER will be available for public review and comment from September 5, 2009 to September 22, 2009 at the City Clerk's Office, the Planning Department, City of Newport Beach, 3300 Newport Blvd, Newport Beach, California or online at www.newportbeachca.gov. Click on "Departments and Services", "Planning", and "CDBG - Community Development Block Grant".

COMMENTS: The public is invited to comment at the September 22, 2009 hearing or by submitting written comments on the draft CAPER no later than 4:00 PM on September 22, 2009 to: **City of Newport Beach, ATTN: Kathlyn Bowden, AICP, Economic Development Coordinator, 3300 Newport Blvd, Newport Beach, CA 92663.**

Leilani I. Brown, City Clerk
City of Newport Beach

Published Newport Beach/Costa Mesa Daily Pilot September 5, 2009 Sa949



APPENDIX "D"

MAP

City of Newport Beach

Legend

-  City Hall
-  Police HQ
-  Fire Station #
-  Lifeguard HQ
-  Medical Facilities
-  General Services Dept
-  Utilities Yard
-  Schools
-  Library
-  Parks
-  City Boundary

Parks, Community Centers & Pools

Name	Grid
Arroyo Park	P13
Back Bay View Park	M09
Balboa Community Center	L06
Bayside Park	I11
Bayview Park	T11
Begonia Park	I11
Big Canyon Park	P10
Bob Henry Park & Restroom	N08
Boisa Park	O06
Bonita Canyon Sports Park	O13
Bonita Creek Park & Community Center	S12
Buffalo Hills Park & Restroom	N13
Canyon Watch Park	K14
Carroll Beek Community Center & Restroom	K09
Castaways Park	N08
Channel Place Park & Restroom	N05
Chiff Drive Park & Community Center	N06
Corona Del Mar State Beach & Restroom	I11
Eastbluff Park, Boys and Girls Club, & Restroom	Q11
Ensign View Park & Theater Arts Center	N06
Galaxy View Park	Q09
Gateway Park	N05
Grant Howald Park, Comm. Youth Center, & Restroom	I12
Harbor View Nature Park & Restroom	M12
Harbor Watch Park	K14
Inspiration Point	I11
Irvine Terrace Park & Restroom	L10
Jasmine Creek View Park	K12
Kings Road Park	N07
L Street Park	J10
Las Arenas Park	L06
Lido Park	M06
Lincoln Athletic Center	L12
Lookout Point	I11
Los Trancos View Park (Upper)	I15
Los Trancos View Park (Middle)	I14
Los Trancos View Park (Lower)	I14
M Street Park	J10
Marian Bergeson Aquatic Center	P11
Mariners Park & Jorgensen Comm. Center	P08
Myrtle Park	L09
Newport Aquatic Center	O09
Newport Island Park	N05
Newport Harbor High School Pool	O07
Newport Shores Park	O04
North Star Beach	O09
Oasis Senior Center & Passive Park	J12
Old School Park	K11
Peninsula Park	R08
Rhine Wharf Park	M06
San Joaquin Hills Park & Lawn Bowling Center	L12
San Miguel Park & Restroom	N13
Spyglass Hill Park	L14
Spyglass Hill Reservoir Park	L14
Sunset View Park	O05
Upper Newport Bay Regional Park	S09
Veteran's Memorial Park	L06
Westcliff Park	N09
West Jetty View Park	I10
West Newport Community Center	O05
West Newport Park & Restroom	O04
38th Street Park & Restroom	M05

City of Newport Beach Facilities

City Offices:

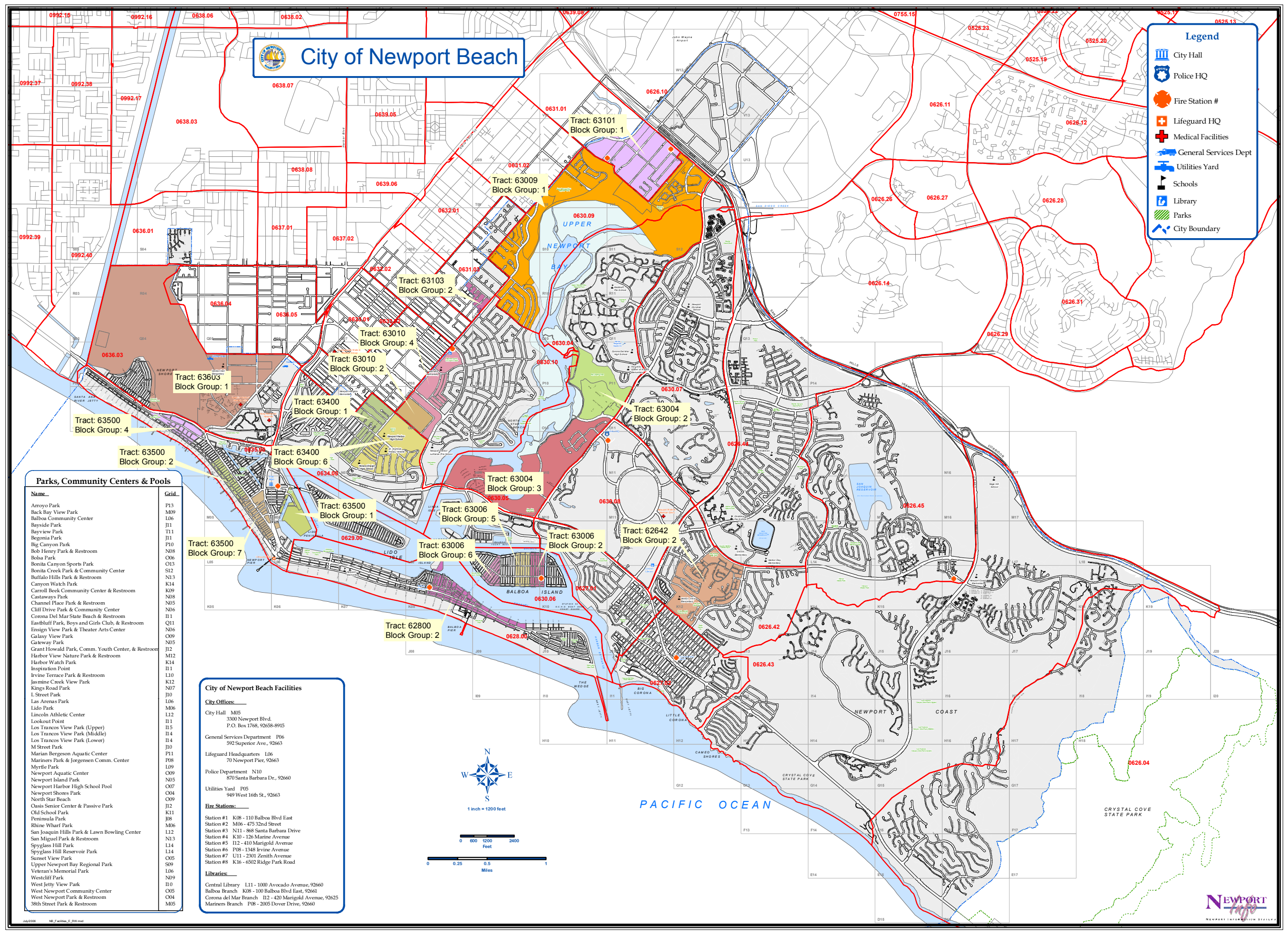
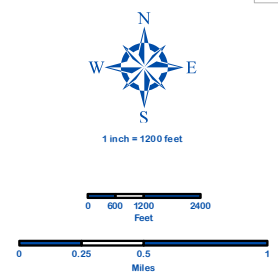
- City Hall M05
3300 Newport Blvd.
P.O. Box 1768, 92688-8915
- General Services Department P06
592 Superior Ave., 92663
- Lifeguard Headquarters L06
70 Newport Pier, 92663
- Police Department N10
870 Santa Barbara Dr., 92660
- Utilities Yard P05
949 West 16th St., 92663

Fire Stations:

- Station #1 K08 - 110 Balboa Blvd East
- Station #2 M06 - 475 32nd Street
- Station #3 N11 - 868 Santa Barbara Drive
- Station #4 K10 - 126 Marine Avenue
- Station #5 I12 - 410 Marigold Avenue
- Station #6 P08 - 1348 Irvine Avenue
- Station #7 U11 - 2301 Zenith Avenue
- Station #8 K16 - 6502 Ridge Park Road

Libraries:

- Central Library L11 - 1000 Avocado Avenue, 92660
- Balboa Branch K08 - 100 Balboa Blvd East, 92661
- Corona del Mar Branch I12 - 420 Marigold Avenue, 92625
- Mariners Branch P08 - 2005 Dover Drive, 92660





APPENDIX “E” IDIS REPORTS

1. HUD GRANTS AND PROGRAM INCOME REPORT
2. SUMMARY OF CONSOLIDATED PLAN PROJECTS PY 08-09
3. SUMMARY OF ACCOMPLISHMENTS FOR PY 08-09
4. GRANTEE PERFORMANCE REPORT FOR PY 08-09
5. CDBG Financial Summary for PY 08-09

IDIS - C04PR01 DATE: 09-10-09
 HUD GRANTS AND PROGRAM INCOME
 NEWPORT BEACH, CA

PGM	FUND TYPE	GRANT NUMBER	AUTHORIZED AMOUNT	SUBALLOCATED AMOUNT	COMMITTED TO ACTIVITIES	NET DRAWN AMOUNT	AVAILABLE TO COMMIT	AVAILABLE TO DRAW
CDBG	EN	B-89-MC-060546	423,000.00	0.00	423,000.00	423,000.00	0.00	0.00
		B-90-MC-060546	406,000.00	0.00	406,000.00	406,000.00	0.00	0.00
		B-91-MC-060546	453,000.00	0.00	453,000.00	453,000.00	0.00	0.00
		B-92-MC-060546	469,000.00	0.00	469,000.00	469,000.00	0.00	0.00
		B-93-MC-060546	472,000.00	0.00	472,000.00	472,000.00	0.00	0.00
		B-94-MC-060546	513,000.00	0.00	513,000.00	513,000.00	0.00	0.00
		B-95-MC-060546	534,000.00	0.00	534,000.00	534,000.00	0.00	0.00
		B-96-MC-060546	520,000.00	0.00	520,000.00	520,000.00	0.00	0.00
		B-97-MC-060546	515,000.00	0.00	515,000.00	515,000.00	0.00	0.00
		B-98-MC-060546	492,000.00	0.00	492,000.00	492,000.00	0.00	0.00
		B-99-MC-060546	495,000.00	0.00	495,000.00	495,000.00	0.00	0.00
		B-00-MC-060546	498,000.00	0.00	498,000.00	498,000.00	0.00	0.00
		B-01-MC-060546	518,000.00	0.00	518,000.00	518,000.00	0.00	0.00
		B-02-MC-060546	490,000.00	0.00	490,000.00	490,000.00	0.00	0.00
		B-03-MC-060546	426,000.00	0.00	426,000.00	426,000.00	0.00	0.00
		B-04-MC-060546	437,000.00	0.00	437,000.00	437,000.00	0.00	0.00
		B-05-MC-060546	412,233.00	0.00	412,233.00	412,233.00	0.00	0.00
		B-06-MC-060546	373,292.00	0.00	373,292.00	373,292.00	0.00	0.00
		B-07-MC-060546	370,332.00	0.00	370,332.00	370,332.00	0.00	0.00
		B-08-MC-060546	355,659.00	0.00	330,547.68	330,509.55	25,111.32	25,149.45
		B-09-MY-060546	96,603.00	0.00	0.00	0.00	96,603.00	96,603.00
			9,269,119.00	0.00	9,147,404.68	9,147,366.55	121,714.32	121,752.45

IDIS - C04PRO2 DATE: 09-10-09
 LIST OF ACTIVITIES BY PROGRAM YEAR AND PROJECT
 NEWPORT BEACH, CA

PGM YR- PROJECT	IDIS ACT ID	ACTIVITY NAME	STATUS	PGM	FUNDED AMOUNT	NET DRAWN AMOUNT	BALANCE
2008-0001		CDBG ADMINISTRATION					
	178	CDBG ADMINISTRATION	UNDERWAY	CDBG	57,131.00	57,131.00	0.00
2008-0002		FAIR HOUSING COUNCIL: FAIR HOUSING					
	179	FAIR HOUSING COUNCIL: FAIR HOUSING	UNDERWAY	CDBG	14,000.00	14,000.00	0.00
2008-0003		HUMAN OPTIONS: COMMUNITY RESOURCES CENTER					
	180	HUMAN OPTIONS; COMMUNITY RESOURCE CENTER	UNDERWAY	CDBG	5,000.00	5,000.00	0.00
2008-0004		FAMILIES FORWARD: TRANSITIONAL HOUSING PROGRAM					
	181	FAMILIES FORWARD: TRANSITIONAL HOUSING	UNDERWAY	CDBG	10,000.00	10,000.00	0.00
2008-0005		SOUTH COUNTY SENIOR SERVICES, INC.: MOBILE MEALS					
	182	SO. COUNTY SENIOR SERVICES-MOBILE MEALS	UNDERWAY	CDBG	28,348.00	28,348.00	0.00
2008-0006		SERVING PEOPLE IN NEED (SPIN): SUBSTANCE ABUSE TREATMENT					
	183	SPIN - SUBSTANCE ABUST TREATMENT	UNDERWAY	CDBG	10,000.00	10,000.00	0.00
2008-0007		ADA SIDEWALK IMPROVEMENTS					
	184	ADA SIDEWALK IMPROVEMENTS	UNDERWAY	CDBG	34,926.00	34,888.67	37.33
2008-0008		SECTION 108 LOAN PAYMENT					
	185	SECTION 108 LOAN PAYMENT	UNDERWAY	CDBG	196,254.00	196,253.20	0.80
		PROGRAM YEAR 2008 TOTALS		CDBG	355,659.00	355,620.87	38.13

SUMMARY OF CONSOLIDATED PLAN PROJECTS FOR REPORT YEAR 2008
NEWPORT BEACH, CA

PLAN YR - PROJECT -----	PGM -----	PROJECT ESTIMATE -----	COMMITTED AMOUNT -----	AMOUNT DRAWN THRU REPORT YEAR -----	AMOUNT AVAILABLE TO DRAW -----	AMOUNT DRAWN IN REPORT YEAR -----
2008-0001	CDBG ADMINISTRATION					
	CDBG	57,131.00	57,131.00	57,131.00	0.00	57,131.00
	DESCRIPTION:	PROVIDE OVERALL ADMINISTRATION OF THE CDBG PROGRAM, TO INCLUDE: PREPARATION AND SUBMISSION OF REQUIRED CONTRACTS WITH HUD, SUBMISSION OF ALL REPORTING REQUIREMENTS, PROVISION OF INDIVIDUAL PROJECT OVERSIGHT, MONITORING OF ALL PROJECT IMPLEMENTATION AND ONGOING COMPLETION, AND FISCAL MANAGEMENT AND OVERSIGHT. PROGRAM ADMINISTRATION IS PERFORMED BY A COMBINATION OF CITY STAFF AND A PROFESSIONAL CONSULTANT.				
2008-0002	FAIR HOUSING COUNCIL: FAIR HOUSING					
	CDBG	14,000.00	14,000.00	14,000.00	0.00	14,000.00
	DESCRIPTION:	THIS PROJECT WILL PROVIDE FAIR HOUSING EDUCATION, COUNSELING, AND ENFORCEMENT SERVICES TO CURRENT OR POTENTIAL NEWPORT BEACH RESIDENTS, COUPLED WITH LANDLORD/TENANT COUNSELING SERVICES. THESE SERVICES IMPACT AND BENEFIT TARGET CDBG AREAS AND THE CITY'S EXTREMELY-LOW TO MODERATE INCOME POPULATION. THEY HELP COUNTERACT UNLAWFUL HOUSING DISCRIMINATION AND ASSIST CDBG TARGET AREAS IN REDUCING BLIGHT. WE FACILITATE THE OPPORTUNITY FOR LANDLORD AND TENANTS TO CORRECT WRONGFUL HOUSING POLICIES OR BEHAVIOR. IT IS ESTIMATED THAT IN NEWPORT BEACH THIS PROGRAM WILL ADDRESS 3 ALLEGATIONS OF HOUSING DISCRIMINATION THAT RESULT IN THE OPENING OF A CASE FILE, AND ADDRESS APPROXIMATELY 190 LANDLORD/TENANT ISSUES, DISPUTES OR CONCERNS.				
2008-0003	HUMAN OPTIONS: COMMUNITY RESOURCES CENTER					
	CDBG	5,000.00	5,000.00	5,000.00	0.00	5,000.00
	DESCRIPTION:	HUMAN OPTIONS COMMUNITY RESOURCE CENTER OFFERS A WIDE VARIETY OF COUNSELING AND EDUCATION PROGRAMS TO HELP VICTIMS AND THEIR FAMILY MEMBERS DEAL WITH THE EFFECTS OF DOMESTIC VIOLENCE. PROPOSED SERVICES INCLUDE THE FOLLOWING: CRISIS INTERVENTION; INDIVIDUAL COUNSELING FOR ADULTS; SUPPORT GROUPS; LEGAL ADVOCACY; PERSONAL PARENT CHILD INTERACTION THERAPY AND TRAUMA THERAPY; INFORMATION AND REFERRALS; INTAKE TO HUMAN OPTIONS EMERGENCY SHELTER. ALL SERVICES ARE OFFERED IN ENGLISH AND SPANISH. FUNDS WILL BE USED TO PAY FOR STAFF SALARIES OF THOSE WHO PROVIDE COUNSELING AND CASE MANAGEMENT.				
2008-0004	FAMILIES FORWARD: TRANSITIONAL HOUSING PROGRAM					
	CDBG	10,000.00	10,000.00	10,000.00	0.00	10,000.00
	DESCRIPTION:	FAMILIES FORWARD TRANSITIONAL PROGRAM (THP) TRANSITS STRUGGLING FAMILIES FROM CRISIS TO STABILITY AND SELF SUFFICIENCY. THP HAS FIVE PRIMARY GOALS, EACH OF WHICH SUPPORT THE PROGRAMS OVERARCHING GOAL OF ACHIEVING				

SUMMARY OF CONSOLIDATED PLAN PROJECTS FOR REPORT YEAR 2008
NEWPORT BEACH, CA

PLAN YR - PROJECT -----	PGM -----	PROJECT ESTIMATE -----	COMMITTED AMOUNT -----	AMOUNT DRAWN THRU REPORT YEAR -----	AMOUNT AVAILABLE TO DRAW -----	AMOUNT DRAWN IN REPORT YEAR -----
		G FAMILIAL SELF SUFFICIENCY. THE TARGET POPULATION IS HOMELESS FAMILIE S WITH CHILDREN AND THE MAY STAY UP TO TWO YEARS AND ARE REQUIRED TO P AY UP TO 30 PERCENT OF THEIR INCOME FOR RENT. GOALS FOR THE PROGRAM IN CLUDE: FAMILIES IN NEED WILL BE LINKED WITH APPROPRIATE SUPPORTING RE SOURDCES; ANXIETY AND LEVELS OF DEPRESSION WILL DECREASE; FAMILIES WIL L INCREASE KEY LIFE SKILLS; FAMILIES WILL INCREASE THEIR ANNUAL INCOME ; FAMILIES WILL BA ABLE TO SECURE AND MAINTAIN HOUSING. IT IS ANTICIPA TED THAT 80 NEWPORT BEACH RESIDENTS WILL BE SERVED DURING THE YEAR.				
2008-0005	SOUTH COUNTY SENIOR SERVICES, INC.: MOBILE MEALS CDBG	28,348.00	28,348.00	28,348.00	0.00	28,348.00
	DESCRIPTION:	SOUTH COUNTY SENIOR SERVIES, INC. (SCSS) WILL PROVIDE HOME-DELIVERED MEALS TO HOMEBOUND SENIOR CITIZENS (AGES 60 OR OLDER) WHO ARE UNABLE T O PREPARE MEALS FOR THEMSELVES DUE TO AGE, ILLNESS, OR DISABILITY. THI S PROGRAM ALLOWS CLIENTS TO LIVE INDEPENDENTLY WHO MAY OTHERWISE BE IN STITUTIONALIZED. PARTICIPANS WILL RECEIVE THREE (3) SUBSIDIZED DAILY M EALS, MONDAY THROUGH FRIDAY. FUNDS WILL BE USED TO SUBSIDIZE THE COST OF THESE MEALS.				
2008-0006	SERVING PEOPLE IN NEED (SPIN): SUBSTANCE ABUSE TREATMENT CDBG	10,000.00	10,000.00	10,000.00	0.00	10,000.00
	DESCRIPTION:	SPIN PROVIDES ACCESS TO RECOVERY PROGRAMS TO HOMELESS INDIVIDUALS WHO CANNOT AFFORD IT OTHERWISE. SERVING PEOPLE IN NEED (SPIN) PAYS FOR REN T IN A RECOVERY HOME WITH WHICH SPIN WORKS WHILE THE CLIENT SEEKS EML OYMENT. CASE MANAGEMENT INCLUDES COUNSELING, AND SUPPLEMENTAL SERVICES FOCUSED ON EMPLOYMENT, MEDICAL ASSISTANCE, ADN LEGAL ASSISTANCE. FUND S WILL BE USED FOR CASE MANAGEMENT, SHELTER COSTS, AND OPERATIONAL COS TS. PROGRAM ESTIMATES SERVING 7 NEWPORT BEACH RESIDENTS AND 425 ORANGE COUNTY RESIDNETS OVERALL.				
2008-0007	ADA SIDEWALK IMPROVEMENTS CDBG	34,926.00	34,926.00	34,888.67	37.33	34,888.67
	DESCRIPTION:	FUNDS WILL BE USED TO MAKE IMPROVEMENTS TO PUBLIC FACILITIES TO ALLOW FOR GREATER ACCESSIBILITY TO NEWPORT BEACH RESIDENTS WITH DISABILITIES . IMPROVEMENTS WILL INCLUDE CURB CUTS AND THE INSTALLATION OF ADA ACCE SSIBLE HANDICAPPED RAMPS THROUGHOUT THE CITY. IN ADDITIOIN, THE PROGRAM WILL INCLUDE THE REPLACEMENT OF DAMAGED CURB, GUTTER, AND SIDEWALK IM PROVEMENTS WITHIN ELIGIBLE CDBG TARGET AREAS.				
2008-0008	SECTION 108 LOAN PAYMENT CDBG	196,254.00	196,254.00	196,253.20	0.80	196,253.20

SUMMARY OF CONSOLIDATED PLAN PROJECTS FOR REPORT YEAR 2008
NEWPORT BEACH, CA

PLAN YR - PROJECT -----	PGM -----	PROJECT ESTIMATE -----	COMMITTED AMOUNT -----	AMOUNT DRAWN THRU REPORT YEAR -----	AMOUNT AVAILABLE TO DRAW -----	AMOUNT DRAWN IN REPORT YEAR -----
		DESCRIPTION: FUNDS WILL BE USED TO MAKE A PAYMENT ON THE CITY'S SECTION 108 LOAN. THE LOAN WAS USED TO PARTIALLY FUND PUBLIC IMPROVEMENT TO THE BALBOA TARGET AREA TOTALING \$8 MILLION. THE SCOPE OF WORK INCLUDED THE BALBOA VILLAGE PEDESTRIAN AND STREETScape PLAN, STREET IMPROVEMENT TO BALBOA BLVD., PIER PARKING LOT, PIER PARKING LOT, PEIR PLAZA, AND LAT A CONNECTING ACCESS TO MAIN STREET.				
2007-0001	CDBG PROGRAM ADMINISTRATION CDBG	61,106.00	51,867.65	51,867.65	0.00	0.00
		DESCRIPTION: FUNDS WILL BE USED TO ADMINISTER THE OTHER CDBG-FUNDER PROGRAMS, PREPARE REQUIRED REPORTS, MONITOR SUBRECIPIENTS, AND ENSURE OVERALL PROGRAM COMPLIANCE WITH THE RELEVANT FEDERAL REGULATIONS.				
2007-0002	FAIR HOUSING AND LANDLORD/TENANT MEDIATION CDBG	12,960.00	12,960.00	12,960.00	0.00	0.00
		DESCRIPTION: THE PROJECT WILL PROVIDE FAIR HOUSING EDUCATION, COUNSELING, AND LANDLORD/TENANT DISPUTE RESOLUTION SERVICES TO NEWPORT BEACH RESIDENTS.				
2007-0003	COMMUNITY RESOURCE CENTER CDBG	5,000.00	5,000.00	5,000.00	0.00	0.00
		DESCRIPTION: THIS PROJECT PROVIDES EMERGENCY SHELTER, FOOD, CLOTHING, COUNSELING, AND LEGAL ADVOCAY TO BATTERED WOMEN AND THEIR CHILDREN. FUNDS WILL BE USED TO PAY FOR STAFF SALARIE OF THOSE WHO PROVIDE COUNSELING AND CASE MANAGEMENT.				
2007-0004	EMERGENCY/TRANSITIONAL HOUSING SHELTER CDBG	10,000.00	7,500.00	7,500.00	0.00	0.00
		DESCRIPTION: ORANGE COAST INTERFAITH SHELTER PROVIDES SHELTER, TWO MEALS DAILY, SHOWER AND LAUNDRY FACILITIES, BUS VOUCHERS, CASE MANAGEMENT AND REFERRAL TO OTHER PROGRAMS AND HOUSING RESWOURCES TO HOMELESS FAMILIES WITH CHILDREN.PARTICIPANTS MAY STAY A MAXIMUM OF 30 DAYS.				
2007-0005	HOME DELIVERED MEALS CDBG	27,550.00	27,550.00	27,550.00	0.00	0.00
		DESCRIPTION: SOUTH COUNTY SENIOR SERVICES, INC. WILL PROVIDE HOME-DELIVERED MEALS TO INDIVIDUALS WHO ARE HOMEBOUND DUE TO AGE, ILLNESS, OR DIABILITY. THIS PROJECT ALLOWS CLIENTS TO LIVE INDEPENDENTLY WHO MAY OTHERWISE BE INSTITUTIONALIZED. PARTICIPANTS WILL RECEIVE TWO (2) DAILY MEALS MONDAY THROUGH FRIDAY. FUNDS WILL BE USED TO SUBSIDIZE THE COST OF THES MEALS.				
2007-0006	SUABSTANCE ABUSE REHABILITATION PROGRAM (SARP) CDBG	13,000.00	13,000.00	13,000.00	0.00	0.00

SUMMARY OF CONSOLIDATED PLAN PROJECTS FOR REPORT YEAR 2008
NEWPORT BEACH, CA

PLAN YR - PROJECT	PGM	PROJECT ESTIMATE	COMMITTED AMOUNT	AMOUNT DRAWN THRU REPORT YEAR	AMOUNT AVAILABLE TO DRAW	AMOUNT DRAWN IN REPORT YEAR
2007-0007	ADA SIDEWALK IMPROVEMENTS CDBG	125,533.00	125,533.00	125,533.00	0.00	125,533.00
DESCRIPTION: PROVIDE RECOVERY PROGRAMS TO HOMELESS AND LOW-INCOME INDIVIDUALS WHO CANNOT AFFORD IT OTHERWISE. SERVING PEOPLE IN NEED (SPIN) PAYS FOR RENT IN A RECOVERY HOME WITH WHICH SPIN WORKS WHILE THE CLIENT SEEKS EMPLOYMENT. FUNDES WILL BE USED FOR CASE MANAGMENT, SHELTER COSTS, AND OPERATIONS COSTS.						
2007-0008	SECTION 108 LOAN REPAYMENT CDBG	193,483.00	193,482.20	193,482.20	0.00	0.00
DESCRIPTION: FUNDS WILL BE USED TO MAKE IMPROVEMENTS TO PUBLIC FACILITIES TO ALLOW FOR GREATER ACCESSIBILITY TO NEWPORT BEACH RESIDENTS WITH DISABILITITES. IMPROVEMENTS WILL INCLUDE CURB CUTS AND INSTALLATION OF RAMPS THROUGHTOUT CITY. AMENDED 4/22/08: CURB, GUTTER AND SIDEWALK IMPROV. IN LMAS						
2006-0001	FAIR HOUSING CDBG	13,632.00	13,632.00	13,632.00	0.00	0.00
DESCRIPTION: THE PROGRAM WILL FURTHER FAIR HOUSING THROUGH EDUCATION, LANDLORD AND TEHANT COUNSELING, AND LEGAL ACTION WHEN NECESSARY. IT IS ESTIMATED TH AT THE PROGRAM WILL ASSIST 290 NEWPORT BEACH RESIDENTS WITH LANDLORT/TENANT RELATED PROBLEMS, AND 5 HOUSEHOLDS WITH ALLEGATIONS OF DISCRIMINATION.						
2006-0002	CDBG ADMINISTRATION CDBG	61,026.00	61,026.00	61,026.00	0.00	0.00
DESCRIPTION: FUDS WILL BE USED TO ADMINISTER THE CDBG-FUNDED PROGRAMS, PREPARE REQUIRED REPORTS, MONITOR SUBRECIPIENTS, AND ENSURE OVERALL ROGRAM COMPLIANCE WITH THE APPLICABLE FEDERAL REGULATIONS.						
2006-0003	FISH HARBOR: HOMELESS PREVENTION CDBG	11,500.00	0.00	0.00	0.00	0.00
DESCRIPTION: THIS PROGRAM OFFERS RENTAL/UTILITY ASSISTANCE, SUPPLEMENTAL GROCERIES, AND CASE MANAGEMENT TO LOW-INCOME FAMILIES. IT IS ESTIMATIED THAT 30 OF THE 5,000 ANNUAL CLIENT CONTACTS WILL BE NEWPORT BEACH RESIDENTS. PROJECT CANCELLED.						
2006-0004	FISH HARBOR: MOBILE MEALS CDBG	19,494.00	9,403.43	9,403.43	0.00	0.00

SUMMARY OF CONSOLIDATED PLAN PROJECTS FOR REPORT YEAR 2008
NEWPORT BEACH, CA

PLAN YR - PROJECT	PGM	PROJECT ESTIMATE	COMMITTED AMOUNT	AMOUNT DRAWN THRU REPORT YEAR	AMOUNT AVAILABLE TO DRAW	AMOUNT DRAWN IN REPORT YEAR
-----	-----	-----	-----	-----	-----	-----
		DESCRIPTION: MOBILE MEALS DELIVERS NUTRITIONAL MEALS TO INDIVIDUALS WHO ARE HOMEBOUN DUE TO AGE, LIINESS, OR DISABILITY. THIS PROGRAM ALLOWS CLIENTS TO LIVE INDEPENDENTLY WHO MAY OTHERWISE BE INSTITUTIONALIZED. IT IS ESTIM ATED THE PROGRAM WILL SERVE 35 UNDUPLICATED NEWPORT BEACH RESIDENTS 10 MEALS PER WEEK FOR THE DURATION OF THE PROGRAM YEAR.				
2006-0005	HUMAN OPTIONS: CDBG	EMERGENCY SHELTER FOR BATTERED WOMEN 5,000.00	5,000.00	5,000.00	0.00	0.00
		DESCRIPTION: HUMAN OPTIONS PROVIDES EMERGENCY SHELTER, FOOD, CLOTHING, COUNSELING, AND LEGAL ADVOCACY TO BATTERED WOMENT AND THEIR CHILDREN. FUNDS WILL B E USED FOR STAFF SALARIES OF THOSE WHO PROVIDE COUNSELING AND CASE MAN AGEMENT.				
2006-0006	MERCY HOUSE: CDBG	TRANSITIONAL HOUSIN PROGRAM 5,000.00	4,000.07	4,000.07	0.00	0.00
		DESCRIPTION: THIS PROGRAM WILL PROVIDE PROGRAM SUPPLIES AT EMMANUEL HOUSE, JOSEPH H OUSE, AND REGINA HOUSE AS A TRANSITIONAL HOUSING PROGRAM FOR ADULTS LI VING WITH HIV OR AIDS, THE ONLY PROJECT OF ITS KIND IN ORANGE COUNTY, CA. FUNDS WILL BE USED TO PROVIDE A FOOD PANTRY THAT CONTAINS NUTRITI ONAL SUPPLEMENTS IN ADDITION TO FOOD AND HOUSEHOLD SUPPLIES. THE PROGR AM EXPECTS TO ASSIST 40 CLIENTS IN ORANGE COUNTY, INCLUDING 4 BEWOIRT BEACH RESIDENTS.				
2006-0007	SERVING PEOPLE IN NEED (SPIN) - CDBG	SUBSTANCE ABUSE TREATMENT 9,000.00	9,000.00	9,000.00	0.00	0.00
		DESCRIPTION: SARP PROVIDES ACCESS TO RECOVERY PROGRAMS TO HOMELESS AND LOW-INCOME I NDIVIDUALS WHO CANNOT AFFORD IT OTHERWISE. THE PROGRAM INCLUDES ONE MO NTHS ROOM AND BOARD, COUNSELING, AND SUPPLEMENTAL SERVICES FOCUSED ON EMPLOYMENT, MEDICAL ASSISTANCE, AND LEGAL ASSISTANCE. FUNDS WILL BE US ED FOR CASE MANAGEMENT, SHELTER COSTS, AND OPERATION. PROGRAM ESTIMATE S SERVING 3 NEWPORT BEACH RESIDENTS AND 450 ORANGE COUNTY RESIDENTS OV ERALL.				
2006-0008	SOUTH COUNTY SENIOR SERIVCES, INC. - CDBG	HOME-DELIVERED MEALS 12,000.00	12,000.00	12,000.00	0.00	0.00
		DESCRIPTION: SOUTH COUNTY SENIOR SERVICES, INC. (SCSS) WILL PROVIDE HOME-DELIVERED MEALS TO HOMEBOUND SENIOR CITIZENS (AGES 60 YEARS OR OLDER) WHO ARE UN ABLE TO PREPARE MEALS FOR THEMSELVES DUE TO AGE, ILLNESS, OR DISABILIT Y. PARTICIPANTS WILL RECIEVE THREE DAILY MEALS, MONDAY THRU FRIDAY. FU NDS WILL BE USED TO SUBSIDIZE THE COST OF THESE MEALS.				
2006-0009	WISE PLACE:	STEPS TO INDEPENDENCE				

SUMMARY OF CONSOLIDATED PLAN PROJECTS FOR REPORT YEAR 2008
NEWPORT BEACH, CA

PLAN YR - PROJECT	PGM	PROJECT ESTIMATE	COMMITTED AMOUNT	AMOUNT DRAWN THRU REPORT YEAR	AMOUNT AVAILABLE TO DRAW	AMOUNT DRAWN IN REPORT YEAR	
-----	-----	-----	-----	-----	-----	-----	
	CDBG	5,500.00	0.00	0.00	0.00	0.00	
	DESCRIPTION:	THIS PROGRAM PROVIDES TRANSITIONAL SHELTER, FOOD, CLOTHING, COUNSELING , AND EMPLOYMENT ASSISTANCE TO HOMELESS WOMEN WITHOUT CHILDREN. THE PROGRAM HANDLES A VARIETY OF CLIENTELE, INCLUDING VICTIMS OF DOMESTIC VIOLENCE, EMANCIPATED YOUTH, SENIORS, AND WOMEN WITH DEVELOPMENTAL DISABILITIES. THE END GOAL IS SELF-SUFFICIENCY. RESIDENCY RANGES FROM 6-12 MONTHS, DURING WHICH SUPPORTIVE SERVICES ARE OFFERED, INCLUDING CASE MANAGEMENT, EMPLOYMENT COUNSELING, PSYCHOLOGICAL COUNSELING, AND LIFE=SKILLS CLASSES. THE PROGRAM ANTICIPATES ASSISTING 1 NEWPORT BEACH RESIDENT, AND 75 TO 90 FORMERLY HOMELESS ORANGE COUNTY RESIDENTS.					
2006-0010	ADA SIDEWALK IMPROVEMENTS						
	CDBG	54,476.00	54,476.00	54,476.00	0.00	54,476.00	
	DESCRIPTION:	FUNDS WILL BE USED TO MAKE IMPROVEMENTS TO PUBLIC FACILITIES TO ALLOW FOR GREATER ACCESSIBILITY TO NEWPORT BEACH RESIDENTS WITH DISABILITIES . IMPROVEMENTS WILL INCLUDE CURB CUTS AND INSTALLATION OF RAMPS THROUGHOUT THE CITY.					
2006-0011	SECTION 108 LOAN REPAYMENT						
	CDBG	191,224.00	191,223.65	191,223.65	0.00	0.00	
	DESCRIPTION:	FUNDS WILL BE USED TO MAKE A PAYMENT ON THE SECTION 108 LOAN THE CITY OBTAINED TO PARTIALLY FUND PUBLIC IMPROVEMENTS TO THE BALBOA TARGET AREA.					
2005-0001	WISEPALCE: STEPS TO INDEPENDENCE						
	CDBG	2,500.00	2,500.00	2,500.00	0.00	0.00	
	DESCRIPTION:	STEPS TO INDEPENDENCE PROVIDES TRANSITIONAL SHELTER, FOOD, CLOTHING, COUNSELING, AND EMPLOYMENT ASSISTANCE TO HOMELESS WOMEN WITHOUT CHILDREN. THE PROGRAM HANDLES A VARIETY OF CLIENTELE, INCLUDING VICTIMS OF DOMESTIC VIOLENCE, EMANCIPATED YOUTH, SENIORS, AND WOMEN WITH DEVELOPMENTAL DISABILITIES. THE END GOAL IS SELF-SUFFICIENCY. RESIDENCY RANGES FROM 6 TO 12 MONTHS, DURING WHICH SUPPORTIVE SERVICES SUCH AS CASE MANAGEMENT, EMPLOYMENT COUNSELING, PSYCHOLOGICAL COUNSELING, AND LIFE-SKILLS CLASSES ARE OFFERED. SHELTER IS LOCATED AT 1411 N. BROADWAY IN SANTA ANA. S LOCATED AT 1411 N. BROADWAY IN SANTA ANA.					
2005-0002	O.C. INTERFAITH SHELTER						
	CDBG	9,000.00	8,000.00	8,000.00	0.00	0.00	
	DESCRIPTION:	OCIS IS ONE OF ONLY TWO EMERGENCY SHELTERS IN ORANGE COUNTY. THE PROGRAM OFFERS BOTH EMERGENCY SHELTER AND TRANSITIONAL HOUSING. THE					

SUMMARY OF CONSOLIDATED PLAN PROJECTS FOR REPORT YEAR 2008
NEWPORT BEACH, CA

PLAN YR - PROJECT -----	PGM -----	PROJECT ESTIMATE -----	COMMITTED AMOUNT -----	AMOUNT DRAWN THRU REPORT YEAR -----	AMOUNT AVAILABLE TO DRAW -----	AMOUNT DRAWN IN REPORT YEAR -----
PROGRAM ANTICIPATES PROVIDING EMERGENCY SHELTER FOR 50-55 HOMELESS INDIVIDUALS PER NIGHT AND TRANSITIONAL HOUSING FOR 18 FAMILIES AT A TIME. FUNDS WILL BE USED FOR ADMINISTRATIVE COSTS.						
2005-0003	SUBSTANCE ABUSE TREATMENT - SPIN CDBG	9,000.00	8,000.00	8,000.00	0.00	0.00
DESCRIPTION: SPIN PROVIDES ACCESS TO RECOVERY PROGRAMS TO HOMELESS AND LOW INCOME INDIVIDUALS WHO CANNOT AFFORD IT OTHERWISE. THE PROGRAM INCLUDES ONE MONTH ROOM AND BOARD, COUNSELING, AND SUPPLEMENTAL SERVICES FOCUSED ON EMPLOYMENT, MEDICAL ASSISTANCE, AND LEGAL ASSISTANCE. FUNDS WILL BE USED FOR CASE MANAGEMENT, SHELTER COSTS, AND OPERATIONAL COSTS. FUNDS WILL COVER COSTS FOR CASE MANAGEMENT NEWPORT RESIDENTS AND INDIRECTLY SUPPORT THE WHOLE PROGRAM THAT SERVES 570 AN ESTIMATED INDIVIDUALS ANNUALLY.						
2005-0004	EMMANUEL HOUSE FOOD PANTRY CDBG	5,000.00	496.64	496.64	0.00	0.00
DESCRIPTION: PROGRAM PROVIDES SUPPLIES AT EMMANUEL HOUSE, A TRANSITIONAL HOUSING PROGRAM FOR ADULTS LIVING WITH HIV OR AIDS. THE ONLY PROJECT OF ITS KIND IN ORANGE COUNTY, EMMANUEL HOUSE PROVIDES HOMELESS ADULTS AFFLICTED WITH HIV/AIDS THE OPPORTUNITY TO LIVE IN A DIGNIFIED HOME ENVIRONMENT AND RECEIVE SUPPORTIVE SERVICES NECESSARY TO REBUILD THEIR LIVES. FUNDS WILL BE USED TO PROVIDE A FOOD PANTRY THAT CONTAINS NUTRITIONAL SUPPLEMENTS.						
2005-0005	FISH HARBOR - MOBILE MEALS CDBG	17,000.00	15,000.00	15,000.00	0.00	0.00
DESCRIPTION: MOBILE MEALS DELIVERS NUTRITIONAL MEALS TO INDIVIDUALS WHO ARE HOMEBOUND DUE TO AGE, ILLNESS, OR DISABILITY. THIS PROGRAM ALLOWS CLIENTS TO LIVE INDEPENDENTLY WHO WOULD MAY OTHERWISE BE INSTITUTIONALIZED. IT IS ESTIMATED THE PROGRAM WILL SERVE 105 UNDUPLICATED NEWPORT BEACH RESIDENTS 10 MEALS PER WEEK FOR THE DURATION OF THE PROGRAM YEAR.						
2005-0006	FISH HARBOR - HOMELESS PREVENTION CDBG	5,354.00	5,353.95	5,353.95	0.00	0.00
DESCRIPTION: THIS PROGRAM OFFERS RENTAL / UTILITY ASSISTANCE, SUPPLEMENTAL GROCERIES, AND CASE MANAGEMENT TO LOW INCOME FAMILIES. IT IS ESTIMATED THAT 120 OF THE 5000 ANNUAL CLIENT CONTACTS WILL BE NEWPORT BEACH RESIDENTS.						
2005-0007	FAIR HOUSING					

SUMMARY OF CONSOLIDATED PLAN PROJECTS FOR REPORT YEAR 2008
NEWPORT BEACH, CA

PLAN YR - PROJECT	PGM	PROJECT ESTIMATE	COMMITTED AMOUNT	AMOUNT DRAWN THRU REPORT YEAR	AMOUNT AVAILABLE TO DRAW	AMOUNT DRAWN IN REPORT YEAR	
-----	-----	-----	-----	-----	-----	-----	
	CDBG	13,068.00	13,068.00	13,068.00	0.00	0.00	
	DESCRIPTION:	THE PROGRAM WILL FURTHER FAIR HOUSING IN NEWPORT BEACH THROUGH EDUCATION, LANDLORD/TENANT COUNSELING, AND LEGAL ACTION WHEN NECESSARY. IT IS ANTICIPATED THE PROGRAM WILL ASSIST 355 NEWPORT BEACH RESIDENTS WITH LANDLORD/TENANT RELATED PROBLEMS AND 5 HOUSEHOLDS WITH ALLEGATIONS OF DISCRIMINATION.					
2005-0008	CODE ENFORCEMENT						
	CDBG	25,000.00	25,000.00	25,000.00	0.00	0.00	
	DESCRIPTION:	FUNDS FOR THIS ACTIVITY WILL PROVIDE FOR THE SALARIES OF CODE ENFORCEMENT OFFICERS TO CONDUCT HOUSING AND OTHER SAFETY INSPECTIONS ON THE BALBOA PENINSULA, A DESIGNATED LOW AND MODERATE INCOME AREA.					
2005-0009	ADA SIDEWALK IMPROVEMENTS						
	CDBG	50,000.00	50,000.00	50,000.00	0.00	0.00	
	DESCRIPTION:	FUNDS WILL BE USED TO MAKE IMPROVEMENTS TO PUBLIC FACILITIES TO ALLOW FOR GREATER ACCESSIBILITY FOR NEWPORT BEACH RESIDENTS WITH PHYSICAL DISABILITIES. IMPROVEMENTS WILL INCLUDE INSTALLATION OF 45 WHEELCHAIR RAMPS AT LOCATIONS AROUND THE CITY.					
2005-0010	SECTION 108 LOAN REPAYMENT						
	CDBG	189,514.00	189,514.45	189,514.45	0.00	0.00	
	DESCRIPTION:	FUNDS WILL BE USED TO REPAY THE PRINCIPAL AND INTEREST ON THE CITY'S SECTION 108 LOAN. THE \$2.4 MILLION LOAN WAS SECURED TO PARTIALLY FUND THE BALBOA VILLAGE PUBLIC IMPROVEMENTS.					
2005-0011	CDBG ADMINISTRATION						
	CDBG	69,378.00	65,839.61	65,839.61	0.00	0.00	
	DESCRIPTION:	ADMINISTRATION FUNDS WILL BE USED TO PREPARE AND SUBMIT REQUIRED CONTRACTS AND REPORTS, AND OVERSEE AND MONITOR ALL FUNDED PROJECTS. ADMINISTRATIVE DUTIES WILL BE ASSUMED BY CITY STAFF AND A PROFESSIONAL CONSULTANT.					
2005-0012	BALBOA VILLAGE IMPROVEMENTS						
	CDBG	200,000.00	2,000.00	2,000.00	0.00	0.00	
	DESCRIPTION:	AN ADDITIONAL \$200,884 OF CDBG HAS BEEN BUDGETED TO PROJECT #12 FROM FY2005: BALBOA VILLAGE IMPROVEMENTS. PLEASE REFER TO THE EXISTING PROJECT FOR ALL ACCOMPLISHMENT AND EXPENDITURE DATA.					
2005-0013	HUMAN OPTIONS						
	CDBG	0.00	3,333.00	3,333.00	0.00	0.00	
2005-0014	SOUTH COUNTY SENIOR SERVICES, INC.						
	CDBG	0.00	7,000.00	7,000.00	0.00	0.00	

SUMMARY OF CONSOLIDATED PLAN PROJECTS FOR REPORT YEAR 2008
NEWPORT BEACH, CA

PLAN YR - PROJECT	PGM	PROJECT ESTIMATE	COMMITTED AMOUNT	AMOUNT DRAWN THRU REPORT YEAR	AMOUNT AVAILABLE TO DRAW	AMOUNT DRAWN IN REPORT YEAR
-----	-----	-----	-----	-----	-----	-----
2004-0001	WISE PLACE CDBG	5,000.00	5,000.00	5,000.00	0.00	0.00
	DESCRIPTION:	THIS PROJECT WILL PROVIDE TRANSITIONAL SHELTER, FOOD, CLOTHING, COUNSELING, AND EMPLOYMENT ASSISTANCE TO HOMELESS WOMEN WITHOUT CHILDREN.				
2004-0002	TEMPORARY SHELTER - O.C. INTERFAITH SHELTER CDBG	10,000.00	9,900.00	9,900.00	0.00	0.00
	DESCRIPTION:	THIS PROGRAM WILL OFFER EMERGENCY SHELTER AND TRANSITIONAL HOUSING.				
2004-0003	SUBSTANCE ABUSE TREATMENT - SPIN CDBG	10,000.00	10,000.00	10,000.00	0.00	0.00
	DESCRIPTION:	SPIN PROVIDES ACCESS TO RECOVERY PROGRAMS TO HOMELESS AND LOW INCOME PERSONS WHO OTHERWISE CANNOT AFFORD THESE SERVICES.				
2004-0004	EMMANUEL HOUSE FOOD PANTRY CDBG	5,500.00	5,550.00	5,550.00	0.00	0.00
	DESCRIPTION:	THIS PROGRAM WILL PROVIDE PROGRAM SUPPLIES AT EMMANUEL HOUSE, A TRANSITIONAL HOUSING PROGRAM FOR ADULTS LIVING WITH HIV OR AIDS. FUNDS WILL BE USED TO PROVIDE A FOOD PANTRY THAT CONTAINS NUTRITIONAL SUPPLEMENTS IN ADDITION TO FOOD AND HOUSEHOLD SUPPLIES.				
2004-0005	MOBILE MEALS - FISH HARBOR CDBG	20,000.00	20,000.00	20,000.00	0.00	0.00
	DESCRIPTION:	MOBILE MEALS DELIVERS NUTRITIONAL MEALS TO INDIVIDUALS WHO ARE HOMEBOUND DUE TO AGE, ILLNESS, OR DISABILITY.				
2004-0006	HOMELESS PREVENTION - FISH HARBOR CDBG	15,000.00	9,424.37	9,424.37	0.00	0.00
	DESCRIPTION:	THIS PROGRAM OFFERS RENTAL AND UTILITIES ASSISTANCE, SUPPLEMENTAL GROCERIES, AND CASE MANAGEMENT TO LOW INCOME FAMILIES.				
2004-0007	FAIR HOUSING CDBG	13,884.00	13,884.00	13,884.00	0.00	0.00
	DESCRIPTION:	THIS PROGRAM WILL FURTHER FAIR HOUSING IN NEWPORT BEACH THROUGH EDUCATION, LANDLORD/TENANT COUNSELING, AND LEGAL ACTION WHEN NECESSARY.				
2004-0008	CODE ENFORCEMENT CDBG	25,000.00	25,000.00	25,000.00	0.00	0.00
	DESCRIPTION:	FUNDS FOR THIS ACTIVITY WILL PROVIDE THE SALARIES FOR CODE ENFORCEMENT OFFICERS TO CONDUCT HOUSING INSPECTION IN DESIGNATED LOW- AND MODERATE-INCOME-AREAS FOR THE CITY TO INSURE HEALTH AND SAFETY CODES.				
2004-0009	ADA SIDEWALK IMPROVEMENTS					

SUMMARY OF CONSOLIDATED PLAN PROJECTS FOR REPORT YEAR 2008
NEWPORT BEACH, CA

PLAN YR - PROJECT	PGM	PROJECT ESTIMATE	COMMITTED AMOUNT	AMOUNT DRAWN THRU REPORT YEAR	AMOUNT AVAILABLE TO DRAW	AMOUNT DRAWN IN REPORT YEAR	
-----	-----	-----	-----	-----	-----	-----	
	CDBG	50,000.00	50,000.00	50,000.00	0.00	0.00	
	DESCRIPTION:	FUNDS FOR THIS PROJECT WILL BE USED TO MAKE IMPROVEMENTS TO PUBLIC FACILITIES TO ALLOW FOR GREATER ACCESSIBILITY TO NEWPORT BEACH RESIDENTS WITH DISABILITIES. IMPROVEMENTS WILL INCLUDE CURB CUTS AND INSTALLATION OF RAMPS THROUGHOUT THE CITY.					
2004-0010	108 LOAN REPAYMENT						
	CDBG	186,302.00	186,301.20	186,301.20	0.00	0.00	
	DESCRIPTION:	FUNDS WILL BE USED TO REPAY THE CITY'S SECTION 108 LOAN. THE LOAN WAS USED TO PARTIALLY FUND PUBLIC IMPROVEMENTS TO THE BALBOA TARGET AREA TOTTALLING \$8 MILLION DOLLARS. THE SCOPE OF WORK INCLUDES THE BALBOA VILLAGE PEDESTRIAN AND STREETSCAPE PLAN, STREET IMPROVEMENTS TO BALBOA BLVD., PIER PARKING LOT, PIER PLAZA AND LOT A CONNECTING ACCESS TO MAIN STREET.					
2004-0011	CDBG ADMINISTRATION						
	CDBG	73,516.00	72,316.28	72,316.28	0.00	0.00	
	DESCRIPTION:	FUNDS WILL BE USED TO ADMINISTER THE OTHER CDBG-FUNDED PROGRAMS, PREPARE REQUIRED REPORTS, MONITOR SUBRECIPIENTS, AND ENSURE OVERALL PROGRAM COMPLIANCE WITH THE RELEVANT FEDERAL REGULATIONS.					
2004-0012	BALBOA VILLAGE IMPROVEMENTS						
	CDBG	240,884.00	240,000.00	240,000.00	0.00	0.00	
	DESCRIPTION:	THIS COMPREHENSIVE IMPROVEMENT PROJECT INCLUDES THE RECONSTRUCTION OF STREETS; REPLACEMENT AND IMPROVEMENT TO EXISTING LANDSCAPING, PAVING, STREET LIGHTING, SIGNAGE, AND STREET FURNITURE; THE RECONSTRUCTION OF PUBLIC, RESTROOMS, AND THE CONSTRUCTION OF STORM DRAINS IN BALBOA BOULEVARD AND WASHINGTON STREET. THE AFFECTED AREA IS FROM CORNADO STREET ON THE WEST OF A STREET ON THE EAST, WITH EDGEWATER ALONG THE NORTHERN BOUNDARY AND OCEAN FRONT ALONG THE SOUTHERN BOUNDARY. PROJECT RECEIVED FUNDING IN THE FOLLOWING YEARS: 2004-05: \$200,000 2005-06: \$200,884					
2003-0001	STEPS TO INDEPENDENCE - WISEPLACE						
	CDBG	4,000.00	4,000.00	4,000.00	0.00	0.00	
	DESCRIPTION:	THIS PROGRAM PROVIDES TRANSITIONAL SHELTER, FOOD, CLOTHING, COUNSELING AND EMPLOYMENT ASSISTANCE TO HOMELESS WOMEN WITHOUT CHILDREN. THE PROGRAM HANDLES A VARIETY OF CLIENTELE, INCLUDING VICTIMS OF DOMESTIC VIOLENCE, EMANCIPATED YOUTH, SENIORS, AND WOMEN WITH DEVELOPMENTAL DISABILITIES. THE END GOAL IS SELF-SUFFICIENCY. RESIDENCY RANGES FROM					

SUMMARY OF CONSOLIDATED PLAN PROJECTS FOR REPORT YEAR 2008
NEWPORT BEACH, CA

PLAN YR - PROJECT -----	PGM -----	PROJECT ESTIMATE -----	COMMITTED AMOUNT -----	AMOUNT DRAWN THRU REPORT YEAR -----	AMOUNT AVAILABLE TO DRAW -----	AMOUNT DRAWN IN REPORT YEAR -----
		6 TO 12 MONTHS. THE SHELTER IS LOCATED AT 1411 N. BROADWAY IN SANTA ANA.				
2003-0002	ORANGE COAST INTERFAITH SHELTER CDBG	10,000.00	10,000.00	10,000.00	0.00	0.00
	DESCRIPTION:	THIS PROGRAM IS ONE OF ONLY TWO EMERGENCY SHELTERS IN ORANGE COUNTY. THE PROGRAM OFFERS BOTH EMERGENCY SHELTER AND TRANSITIONAL HOUSING. THE PROGRAM ANTICIPATES PROVIDING EMERGENCY SHELTER FOR 50-55 HOMELESS INDIVIDUALS PER NIGHT AND TRANSITIONAL FOR 18 FAMILIES AT A TIME. FUNDS WILL BE USED TO PAY ADMINISTRATIVE COSTS.				
2003-0003	SUBSTANCE ABUSE REHABILITATION PROGRAM - SPIN CDBG	9,500.00	9,500.00	9,500.00	0.00	0.00
	DESCRIPTION:	THE PROGRAM PROVIDES ACCESS TO RECOVERY PROGRAMS TO HOMELESS AND LOW-INCOME PERSONS WHO CANNOT AFFORD IT OTHERWISE. THE PROGRAM INCLUDES ONE MONTH'S ROOM AND BOARD, COUNSELING, AND SUPPLEMENTAL SERVICES FOCUSED ON EMPLOYMENT, MEDICAL ASSISTANCE, AND LEGAL ASSISTANCE. FUNDS WILL BE USED FOR CASE MANAGEMENT AND OPERATIONAL COSTS.				
2003-0004	MOBILE MEALS - FISH CDBG	20,000.00	20,000.00	20,000.00	0.00	0.00
	DESCRIPTION:	THIS PROGRAM DELIVERS NUTRITIOUS MEALS TO INDIVIDUALS WHO ARE HOMEBOUND DUE TO AGE, ILLNESS, OR DISABILITY. THE PROGRAM ALLOWS CLIENTS TO LIVE INDEPENDENTLY WHO MAY OTHERWISE BECOME INSTITUTIONALIZED.				
2003-0005	HOMELESS AND HUNGER PREVENTION - FISH CDBG	15,000.00	15,000.00	15,000.00	0.00	0.00
	DESCRIPTION:	THIS PROGRAM OFFERS RENTAL / UTILITY ASSISTANCE, SUPPLEMENTAL GROCERIES, AND CASE MANAGEMENT TO LOW INCOME FAMILIES. IT OFFERS A PRO-ACTIVE APPROACH THAT SEEKS TO HELP PERSONS BEFORE HUNGER OR HOMELESSNESS IS REALIZED. THE GOAL OF THE PROGRAM IS TO RESTORE FAMILIES AND INDIVIDUALS TO SELF-SUFFICIENCY.				
2003-0006	FAIR HOUSING - FAIR HOUSING COUNCIL OF ORANGE COUNTY CDBG	14,976.00	14,976.00	14,976.00	0.00	0.00
	DESCRIPTION:	THIS PROGRAM WILL FURTHER FAIR HOUSING IN NEWPORT BEACH THROUGH EDUCATION, LANDLORD/TENANT COUNSELING, AND LEGAL ACTION WHEN NECESSARY. THE SUBRECIPIENT WILL ALSO ASSIST THE CITY IN CARRYING OUT THE ACTIONS DESCRIBED IN THE COUNTY'S ANALYSIS OF IMPEDIMENTS.				
2003-0007	EMMANUEL HOUSE FOOD PANTRY - MERCY HOUSE CDBG	5,400.00	5,400.00	5,400.00	0.00	0.00

SUMMARY OF CONSOLIDATED PLAN PROJECTS FOR REPORT YEAR 2008
NEWPORT BEACH, CA

PLAN YR - PROJECT -----	PGM -----	PROJECT ESTIMATE -----	COMMITTED AMOUNT -----	AMOUNT DRAWN THRU REPORT YEAR -----	AMOUNT AVAILABLE TO DRAW -----	AMOUNT DRAWN IN REPORT YEAR -----
	DESCRIPTION:	THIS PROGRAM WILL PROVIDE PROGRAM SUPPLIES FOR EMMANUEL HOUSE, A TRANSITIONAL HOUSING PROGRAM FOR ADULTS LIVING WITH HIV / AIDS. THE ONLY PROJECT OF ITS KIND IN ORANGE COUNTY, EMMANUEL HOUSE PROVIDES HOMELESS ADULTS AFFLICTED WITH THIS DISEASE THE OPPORTUNITY TO LIVE IN A DIGNIFIED HOME ENVIRONMENT AND RECEIVE THE SUPPORTIVE SERVICES NECESSARY TO REBUILD THEIR LIVES. FUNDS WILL BE USED TO PROVIDE A FOOD PANTRY THAT CONTAINS NUTRITIONAL SUPPLEMENTS IN ADDITION TO FOOD AND HOUSEHOLD SUPPLIES.				
2003-0008	CODE ENFORCEMENT CDBG	25,000.00	25,000.00	25,000.00	0.00	0.00
	DESCRIPTION:	FUNDS FOR THIS ACTIVITY WILL PROVIDE THE SALARY OF A CODE ENFORCEMENT OFFICER TO CONDUCT HOUSING INSPECTIONS AND OTHER ACTIVITIES ON THE BALBOA PENINSULA, A DESIGNATED CDBG-ELIGIBLE AREA. THIS PROGRAM HELPS TO INSURE THE HEALTH AND SAFETY OF RESIDENTS IN THE TARGETED AREA.				
2003-0009	SECTION 108 LOAN REPAYMENT CDBG	214,020.00	183,581.40	183,581.40	0.00	0.00
	DESCRIPTION:	FUNDS WILL BE USED TO REPAY THE CITY'S SECTION 108 LOAN. THE LOAN WAS ORIGINATED TO PAY FOR A PORTION OF THE BALBOA VILLAGE IMPROVEMENTS. THE SCOPE OF WORK INCLUDES STREETScape AND OTHER PUBLIC FACILITY IMPROVEMENTS.				
2003-0010	ADA IMPROVEMENTS CDBG	50,000.00	50,000.00	50,000.00	0.00	0.00
	DESCRIPTION:	FUNDS WILL BE USED TO MAKE IMPROVEMENTS TO SIDEWALKS AND STREET CROSSINGS TO ALLOW FOR GREATER MOBILITY FOR NEWPORT BEACH RESIDENTS WITH DISABILITIES. IMPROVEMENTS WILL INCLUDE THE INSTALLATION OF RAMPS AND THE CUTTING OF CURBS THROUGHOUT THE CITY.				
2003-0011	ADMINISTRATION CDBG	70,224.00	33,925.05	33,925.05	0.00	0.00
	DESCRIPTION:	ADMINISTRATION INCLUDES PREPARATION AND SUBMISSION OF REQUIRED REPORTS, PROJECT OVERSIGHT AND MONITORING, AND PUBLIC OUTREACH. ADMINISTRATIVE DUTIES WILL BE PERFORMED BY A COMBINATION OF CITY STAFF AND PROFESSIONAL CONSULTANTS.				
2002-0001	SPIN (SERVING PEOPLE IN NEED) CDBG	9,500.00	10,000.00	10,000.00	0.00	0.00
	DESCRIPTION:	SPIN (SERVING PEOPLE IN NEED) IS A NEWPORT BEACH BASED SOCIAL SERVICE AGENCY THAT ASSISTS CLIENTS BY PROVIDING SUBSTANCE ABUSE REHABILITATION SERVICES, JOB REFERRALS, AND ROOM AND BOARD IN A RECOVERY HOME.				

SUMMARY OF CONSOLIDATED PLAN PROJECTS FOR REPORT YEAR 2008
NEWPORT BEACH, CA

PLAN YR - PROJECT	PGM	PROJECT ESTIMATE	COMMITTED AMOUNT	AMOUNT DRAWN THRU REPORT YEAR	AMOUNT AVAILABLE TO DRAW	AMOUNT DRAWN IN REPORT YEAR
-----	-----	-----	-----	-----	-----	-----
2002-0002	ORANGE COAST INTERFAITH SHELTER CDBG	10,000.00	10,000.00	10,000.00	0.00	0.00
	DESCRIPTION:	ORANGE COAST INTERFAITH SHELTER IS LOCATED IN COSTA MESA NEAR THE CITY OF NEWPORT BEACH BOUNDARY. HOMELESS HOUSEHOLDS AND PERSONS FROM NEWPORT BEACH IN NEED OF TEMPORARY SHELTER (UP TO TWO MONTHS) ARE REFERRED TO THIS SHELTER.				
2002-0003	WISE PLACE HOMELESS SHELTER CDBG	4,000.00	5,000.00	5,000.00	0.00	0.00
	DESCRIPTION:	WISE PLACE (FORMERLY YMCA HOTEL FOR WOMEN) IS LOCATED IN SANTA ANA AND HAS A COUNTYWIDE PROGRAM, WHICH PROVIDES TEMPORARY SHELTER (UP TO 60 DAYS) FOR NEWPORT BEACH BATTERED AND HOMELESS WOMEN AND CHILDREN. NEWPORT BEACH WOMEN IN NEED OF SHELTER ARE REFERRED TO THIS AGENCY FOR ASSISTANCE.				
2002-0004	SOUTH COUNTY SENIOR SERVICES CDBG	15,000.00	10,000.00	10,000.00	0.00	0.00
	DESCRIPTION:	SOUTH COUNTY SENIOR SERVICES IS AN ORANGE COUNTY BASED SOCIAL SERVICE AGENCY THAT ASSISTS HOMEBOUND SENIORS BY PROVIDING NUTRITIOUS MEALS.				
2002-0005	FISH (FRIENDS IN SERVICE TO HUMANITY) - SENIOR MEALS CDBG	20,000.00	20,000.00	20,000.00	0.00	0.00
	DESCRIPTION:	FISH (FRIENDS IN SERVICE TO HUMANITY) IS A NEWPORT BEACH BASED SOCIAL SERVICE AGENCY THAT ASSISTS HOMEBOUND SENIORS BY PROVIDING NUTRITIOUS MEALS.				
2002-0006	FAIR HOUSING COUNCIL OF ORANGE COUNTY CDBG	14,000.00	14,400.00	14,400.00	0.00	0.00
	DESCRIPTION:	FAIR HOUSING COUNCIL OF ORANGE COUNTY IS AN ORANGE COUNTY BASED ORGANIZATION THAT PROVIDES TENANT AND LANDLORD COUNSELING TO PROVIDE FAIR HOUSING OPPORTUNITIES FOR NEWPORT BEACH RESIDENTS, INCLUDING MANY LOW-INCOME ELDERLY RESIDENTS.				
2002-0007	CODE ENFORCEMENT CDBG	25,000.00	25,000.00	25,000.00	0.00	0.00
	DESCRIPTION:	CODE ENFORCEMENT OFFICER WILL PROVIDE CODE ENFORCEMENT ACTIVITIES WITHIN THE BALBOA PENINSULA NEIGHBORHOOD REVITALIZATION AREA.				
2002-0008	BALBOA PENINSULA NEIGHBORHOOD REVITALIZATION PROJECT CDBG	140,500.00	140,500.00	140,500.00	0.00	0.00
	DESCRIPTION:	THIS PROJECT WILL FUND THE FOLLOWING ACTIVITIES: *BALBOA VILLAGE PEDESTRIAN AND STREETScape PLAN *STREET IMPROVEMENTS TO BALBOA BLVD., PIER PARKING LOT, PIER PLAZA AND				

SUMMARY OF CONSOLIDATED PLAN PROJECTS FOR REPORT YEAR 2008
NEWPORT BEACH, CA

PLAN YR - PROJECT -----	PGM -----	PROJECT ESTIMATE -----	COMMITTED AMOUNT -----	AMOUNT DRAWN THRU REPORT YEAR -----	AMOUNT AVAILABLE TO DRAW -----	AMOUNT DRAWN IN REPORT YEAR -----
		LOT A CONNECTING ACCESS TO MAIN STREET *COMMERCIAL FACADE IMPROVEMENTS				
2002-0009	FISH (FRIENDS IN SERVICE TO HUMANITY) - RENTAL ASSISTANCE CDBG	15,000.00	18,500.00	18,500.00	0.00	0.00
	DESCRIPTION:	FISH(FRIENDS IN SERVICE TO HUMANITY) IS A NEWPORT BEACH BASED SOCIAL SERVICE AGENCY THAT ASSISTS CLIENTS BY SUBSIDIZING RENT PAYMENTS FOR "AT RISK" HOUSEHOLDS AND PERSONS FACING EVICTION; PREVENTS PERSONS FROM BECOMING HOMELESS. HISH ALSO PROVIDES PAYMENTS FOR TEMPORARYSHELTER AT MOTELS FOR HOMELESS HOUSEHOLDS AND PERSONS.				
2002-0010	SECTION 108 LOAN PAYMENT CDBG	153,000.00	59,640.02	59,640.02	0.00	0.00
	DESCRIPTION:	REQUIRED PAYMENT FO LEVERAGING CDBG FUNDS.				
2002-0011	CDBG PROGRAM ADMINISTRATION CDBG	84,000.00	50,188.26	50,188.26	0.00	0.00
	DESCRIPTION:	PROGRAM ADMINISTRATION FUNDS ARE REQUIRED FOR THE PLANNING, IMPLEMENTATION AND ADMINISTRATION OF THE CDBG PROGRAM.				
2001-0001	Orange Coast Interfaith Shelter CDBG	10,000.00	10,000.00	10,000.00	0.00	0.00
	DESCRIPTION:	Temporary and emergency housing; supportive services including counseling, employment assistance, parent education, and transportation assistance.				
2001-0002	WISE Place (formerly South Orange County YMCA) CDBG	4,000.00	0.00	0.00	0.00	0.00
	DESCRIPTION:	Provides emergency and transitional housing to homeless women and children including battered, senior, and disabled women. Provides supportive services including food, clothing, counseling, life skills training, and employment assistance.				
2001-0003	FISH-HARBOR-AREA, Inc. (Homeless Prevention) CDBG	17,700.00	17,700.00	17,700.00	0.00	0.00
	DESCRIPTION:	Assists clients by subsidizing rent payments, utility assistance and food and case management to those "at-risk" of becoming homeless.				
2001-0004	FISH-HARBOR-AREA, Inc. (Mobile Meals Service) CDBG	20,000.00	20,000.00	20,000.00	0.00	0.00
	DESCRIPTION:	Provides meal deliveries to elderly shut-ins and the disabled.				
2001-0005	SPIN (Serving People in Need) CDBG	10,000.00	10,000.00	10,000.00	0.00	0.00
	DESCRIPTION:	Offers rehabilitation and recovery assistance for low-income and homeless				

SUMMARY OF CONSOLIDATED PLAN PROJECTS FOR REPORT YEAR 2008
NEWPORT BEACH, CA

PLAN YR - PROJECT -----	PGM -----	PROJECT ESTIMATE -----	COMMITTED AMOUNT -----	AMOUNT DRAWN THRU REPORT YEAR -----	AMOUNT AVAILABLE TO DRAW -----	AMOUNT DRAWN IN REPORT YEAR -----
		ess individuals through the Substance Abuse Rehabilitation Program (SARP). Provides room and board in recovery homes for up to one month and case management for one year.				
2001-0006	South County Senior Services CDBG	16,000.00	16,000.00	16,000.00	0.00	0.00
	DESCRIPTION:	Provides three home-delivered meals per day to homebound elderly and disabled residents through the Oasis Senior Center.				
2001-0007	Fair Housing Council of Orange County CDBG	14,028.00	7,897.77	7,897.77	0.00	0.00
	DESCRIPTION:	Provides fair housing assistance including community education, outreach, landlord/tenant assistance, and housing discrimination complaints.				
2001-0008	CDBG Administration CDBG	89,572.00	89,572.00	89,572.00	0.00	0.00
	DESCRIPTION:	Administration of CDBG funds.				
2001-0009	Code Enforcement CDBG	25,000.00	25,000.00	25,000.00	0.00	0.00
	DESCRIPTION:	One-half of a code enforcement position for the Balboa Village Pedestrian and Streetscape Improvement Plan Area.				
2001-0010	CAPITAL IMPROVEMENTS CDBG	311,700.00	311,700.00	311,700.00	0.00	0.00
	DESCRIPTION:	SIDEWALK AND STREETScape IMPROVEMENTS IN THE BALBOA VILLAGE PEDESTRIAN AND STREETScape IMPROVEMENT PLAN AREA.				
2000-0001	FISH - HOMELESS CDBG	16,500.00	16,500.00	16,500.00	0.00	0.00
	DESCRIPTION:	HOMELESS PREVENTION AND SUPPORT SERVICES OFFERED THROUGH RENT ASSISTANCE, FOOD, CHILD CARE SUBSIDY AND TRANSPORTATION COSTS. THROUGH A COALITION OFFER JOB DEVELOPMENT, EMPLOYMENT OPPORTUNITIES, SUBSTANCE ABUSE PLACEMENT AND SHELTER FOR DOMESTIC VIOLENCE VICTIMS. FOR FAMILIES WHO ARE HOMELESS, ASSIST WITH MOVE-IN COSTS FOR AN APARTMENT, IF THEY HAVE AN INCOME TO ENABLE THEM TO STAY IN THEIR APARTMENTS.				
2000-0002	FISH - MOBILE MEALS CDBG	10,000.00	15,600.00	15,600.00	0.00	0.00
	DESCRIPTION:	HOME DELIVERED MEALS TO FRAIL ELDERLY OR DISABLED. CASE MANAGEMENT BY MOBILE MEAL COORDINATOR WHO VISITS ALL THE CLIENTS TO DO AN ASSESSMENT.				
2000-0003	ORANGE COAST INTERFAITH SHELTER - TEMPORARY SHELTER CDBG	8,000.00	8,000.00	8,000.00	0.00	0.00

SUMMARY OF CONSOLIDATED PLAN PROJECTS FOR REPORT YEAR 2008
NEWPORT BEACH, CA

PLAN YR - PROJECT	PGM	PROJECT ESTIMATE	COMMITTED AMOUNT	AMOUNT DRAWN THRU REPORT YEAR	AMOUNT AVAILABLE TO DRAW	AMOUNT DRAWN IN REPORT YEAR
-----	-----	-----	-----	-----	-----	-----
		DESCRIPTION: CLIENT SERVICES INCLUDE SHELTER, FOOD, MENTAL HEALTH ASSESSMENTS, REFERRALS AND TRANSPORTATION SERVICES.				
2000-0004	SPIN - SUBSTANCE ABUSE REHABILITATION PROGRAM CDBG	10,000.00	10,000.00	10,000.00	0.00	0.00
		DESCRIPTION: SPIN'S SUBSTANCE ABUSE REHABILITATION PROGRAM OFFERS ACCESS TO RECOVERY AND REHABILITATION TO THOSE INDIVIDUALS LEAST ABLE TO AFFORD ANY SUBSTANCE ABUSE PROGRAM. POTENTIAL CLIENTS ARE REFERRED BY HOAG HOSPITAL, NEWPORT BEACH CHURCHES, THE VETERAN'S ADMINISTRATION HOSPITAL, SOCIAL SERVICES, AA AND LOCAL SHELTERS.				
2000-0005	OLIVE CREST - PERMANENT HOME PLACEMENT FOR CHILDREN CDBG	5,000.00	0.00	0.00	0.00	0.00
		DESCRIPTION: FUNDS WILL BE USED TO CONDUCT A COMMUNITY OUTREACH PROGRAM TO RECRUIT MORE FOSTER PARENTS FOR THE FOSTER CARE PROGRAM, PARTICULARLY WITHIN THE CITY OF NEWPORT BEACH.				
2000-0006	WISE PLACE CDBG	4,000.00	4,000.00	4,000.00	0.00	0.00
		DESCRIPTION: TRANSITIONAL HOUSING AND SUPPORT SERVICES INCLUDING SHELTER, FOOD, CLOTHING, COUNSELING SERVICES, LIFE SKILLS TRAINING AND ESPECIALLY EMPLOYMENT ASSISTANCE.				
2000-0007	SOUTH COUNTY SENIORS CDBG	15,600.00	15,600.00	15,600.00	0.00	0.00
		DESCRIPTION: HOME DELIVERED MEALS ARE SENT OUT FROM THE OASIS SENIOR CENTER TO HOME BOUND SENIOR CITIZENS IN THE CITY OF NEWPORT BEACH.				
2000-0008	FAIR HOUSING CDBG	13,788.00	13,788.00	13,788.00	0.00	0.00
		DESCRIPTION: FAIR HOUSING EDUCATION, COUNSELING AND ENFORCEMENT SERVICES AND HOUSING DISPUTE RESOLUTION SERVICES FOR CURRENT AND POTENTIAL CITY RESIDENTS				
2000-0009	ADMINISTRATION CDBG	85,812.00	85,812.00	85,812.00	0.00	0.00
		DESCRIPTION: PROGRAM ADMINISTRATION COSTS INCURRED BY CITY OF NEWPORT BEACH EMPLOYEES.				
2000-0010	ADA IMPROVEMENTS	*** NO ACTIVITIES FOUND FOR THIS PROJECT ***				
2000-0011	CODE ENFORCEMENT CDBG	0.00	25,000.00	25,000.00	0.00	0.00
2000-0012	BALBOA NEIGHBORHOOD REVITAL. AREA - CAPITAL IMPROVEMENTS CDBG	0.00	268,700.00	268,700.00	0.00	0.00

SUMMARY OF CONSOLIDATED PLAN PROJECTS FOR REPORT YEAR 2008
NEWPORT BEACH, CA

PLAN YR - PROJECT	PGM	PROJECT ESTIMATE	COMMITTED AMOUNT	AMOUNT DRAWN THRU REPORT YEAR	AMOUNT AVAILABLE TO DRAW	AMOUNT DRAWN IN REPORT YEAR
-----	-----	-----	-----	-----	-----	-----
1999-0001	YWCA - HOMELESS SERVICES					
	CDBG	5,000.00	5,000.00	5,000.00	0.00	0.00
	DESCRIPTION:	FISH-HOMELESS EMERGENCY ASSISTANCE SPIN-SUBSTANCE ABUSE REHABILITATION ORANGE COAST INTERFAITH SHELTER OC-YWCA HOTEL				
1999-0002	SOUTH COUNTY SENIOR SERVICES					
	CDBG	15,170.00	15,170.00	15,170.00	0.00	0.00
	DESCRIPTION:	SOUTH COUNTY SENIOR SERVICES-MEALS FISH-MOBILE MEALS LOW INCOME ELDERLY HOME DELIVERED MEALS ARE SENT OUT FROM THE OASIS SENIOR CENTER TO HOME BOUND SENIOR CITIZENS IN THE CITY OF NEWPORT BEACH.				
1999-0003	ADMINISTRATION					
	CDBG	85,008.00	85,008.00	85,008.00	0.00	0.00
	DESCRIPTION:	GENERAL ADMINISTRATION				
1999-0004	FAIR HOUSING COUNCIL OF ORANGE COUNTY					
	CDBG	13,992.00	13,992.00	13,992.00	0.00	0.00
	DESCRIPTION:	FAIR HOUSING COUNCIL OF ORANGE COUNTY				
1999-0005	ADA IMPROVEMENTS					
	CDBG	30,000.00	0.00	0.00	0.00	0.00
	DESCRIPTION:	ADA IMPROVEMENTS CITYWIDE				
1999-0006	CODE ENFORCEMENT					
	CDBG	25,000.00	25,000.00	25,000.00	0.00	0.00
	DESCRIPTION:	CODE ENFORCEMENT				
1999-0007	ECONOMIC DEVELOPMENT/BALBOA PENINSULA REVITALIZATION					
	CDBG	266,750.00	266,750.00	266,750.00	0.00	0.00
	DESCRIPTION:	ECONOMIC DEVELOPMENT/BALBOA PENINSULA REVITALIZATION				
1999-0008	FISH - HOMELESS					
	CDBG	0.00	12,090.00	12,090.00	0.00	0.00
1999-0009	FISH - MOBILE MEALS					
	CDBG	0.00	15,171.00	15,171.00	0.00	0.00
1999-0010	SPIN - SUBSTANCE ABUSE REHABILITATION PROGRAM					
	CDBG	19,106.00	19,106.00	19,106.00	0.00	0.00
	DESCRIPTION:	FUNDS WILL BE USED TO PROVIDE SHELTER FOR HOMELESS AND LOW-INCOME SUBS TANCE ABUSERS AND ACCESS TO SUBSTANCE ABUSE TREATMENT WHO ARE RESIDENT S OF THE CITY OF NEWPORT BEACH.				

SUMMARY OF CONSOLIDATED PLAN PROJECTS FOR REPORT YEAR 2008
NEWPORT BEACH, CA

PLAN YR - PROJECT	PGM	PROJECT ESTIMATE	COMMITTED AMOUNT	AMOUNT DRAWN THRU REPORT YEAR	AMOUNT AVAILABLE TO DRAW	AMOUNT DRAWN IN REPORT YEAR
-----	-----	-----	-----	-----	-----	-----
1999-0011	ORANGE COAST INTERFAITH SHELTER CDBG	7,713.00	7,713.00	7,713.00	0.00	0.00
1998-0001	PROGRAM ADMINISTRATION CDBG	0.00	92,462.04	92,462.04	0.00	0.00
1998-0002	PROGRAM ADMINISTRATION *** NO ACTIVITIES FOUND FOR THIS PROJECT ***					
1998-0003	FISH *** NO ACTIVITIES FOUND FOR THIS PROJECT ***					
1998-0004	SPIN CDBG	0.00	10,000.00	10,000.00	0.00	0.00
1998-0005	ORANGE COAST INTERFAITH SHELTER CDBG	0.00	8,800.00	8,800.00	0.00	0.00
1998-0006	YWCA - HOTEL FOR WOMEN CDBG	0.00	5,000.00	5,000.00	0.00	0.00
1998-0007	FISH - MEALS FOR ELDERLY & HOMEBOUND CDBG	0.00	20,500.00	20,500.00	0.00	0.00
1998-0008	SOUTH COUNTY SENIOR SERVICES CDBG	0.00	11,500.00	11,500.00	0.00	0.00
1998-0009	PROGRAM ADMINISTRATION - FAIR HOUSING CDBG	0.00	14,029.00	14,029.00	0.00	0.00
1998-0010	PUBLIC FACILITIES AND IMPROVEMENTS CDBG	0.00	298,100.00	298,100.00	0.00	0.00
1998-0011	CODE ENFORCEMENT CDBG	0.00	21,700.00	21,700.00	0.00	0.00
1998-0012	FISH CDBG	1,800.00	0.00	0.00	0.00	0.00
	DESCRIPTION: FUNDS WILL BE USED TO PROVIDE MEALS, SHELTER, REFERRALS, CLOTHING, MEDICINE AND TRANSPORTATION					
1997-0001	FISH - Housing CDBG	20,000.00	20,000.00	20,000.00	0.00	0.00
	DESCRIPTION: Homeless Emergency Assistance					
1997-0002	SPIN - Substance Abuse Rehabilitation CDBG	8,000.00	8,000.00	8,000.00	0.00	0.00
	DESCRIPTION: Provides counseling to homeless persons with substance abuse.					
1997-0003	Orange Coast Interfaith Homeless Shelter CDBG	8,555.00	8,555.00	8,555.00	0.00	0.00
	DESCRIPTION: Provide temporary shelter for homeless persons and families.					

SUMMARY OF CONSOLIDATED PLAN PROJECTS FOR REPORT YEAR 2008
NEWPORT BEACH, CA

PLAN YR - PROJECT	PGM	PROJECT ESTIMATE	COMMITTED AMOUNT	AMOUNT DRAWN THRU REPORT YEAR	AMOUNT AVAILABLE TO DRAW	AMOUNT DRAWN IN REPORT YEAR
-----	-----	-----	-----	-----	-----	-----
1997-0004	YWCA - Homeless Womens Shelter CDBG	8,280.00	8,280.00	8,280.00	0.00	0.00
	DESCRIPTION:	Provides shelter and employment counseling for homeless women.				
1997-0005	FISH - Meals for the Elderly CDBG	19,915.00	19,915.00	19,915.00	0.00	0.00
	DESCRIPTION:	Provides meals to elderly homebound.				
1997-0006	San Clemente Seniors - Meals for the Elderly CDBG	12,500.00	12,500.00	12,500.00	0.00	0.00
	DESCRIPTION:	Provides meals for seniors				
1997-0007	Program Administratioin CDBG	12,504.00	12,504.00	12,504.00	0.00	0.00
	DESCRIPTION:	Provide Fair Housing Counseling Services				
1997-0008	Program Administration CDBG	90,496.00	90,496.00	90,496.00	0.00	0.00
	DESCRIPTION:	General Management, oversight and coordination				
1997-0009	Olive Crest - Shelter for Abused Children CDBG	20,000.00	20,000.00	20,000.00	0.00	0.00
	DESCRIPTION:	Funds will be used to assist with a portion of the costs for acquisition of group homes used to provide meals and shelter for children who were removed from their homes by the courts due to abuse.				
1997-0010	Mercy House - Shelter for Homeless Men and Women CDBG	10,000.00	10,000.00	10,000.00	0.00	0.00
	DESCRIPTION:	Funds will be used to rehabilitate two (2) existing shelters (Joseph House and Regina House) which provides segregated homeless shelters for men, women and children. A new facilities recently purchased by Mercy House (Emmanuel House) will provide shelter for persons with HIV.				
1997-0011	ECONOMIC DEVELOPMENT CDBG	286,750.00	468,921.67	468,921.67	0.00	0.00
	DESCRIPTION:	FUNDS WILL BE USED TO PROVIDE PUBLIC IMPROVEMENTS WITH AN APPROVED NEIGHBORHOOD REVITALIZATION STRATEGY. FUNDS TO BE USED TO PROVIDE PUBLIC FACILTIES AND IMPROVEMENTS WITHIN A TARGETED NEIGHBORHOOD REVITALIZATION AREA TO ARREST THE DECLINE AND ELIMINATE SLUM AND BLIGHT.				
1997-0012	CODE ENFORCEMENT CDBG	0.00	12,712.83	12,712.83	0.00	0.00
1997-0013	CODE ENFORCEMENT CDBG	18,000.00	0.00	0.00	0.00	0.00

SUMMARY OF CONSOLIDATED PLAN PROJECTS FOR REPORT YEAR 2008
NEWPORT BEACH, CA

PLAN YR - PROJECT	PGM	PROJECT ESTIMATE	COMMITTED AMOUNT	AMOUNT DRAWN THRU REPORT YEAR	AMOUNT AVAILABLE TO DRAW	AMOUNT DRAWN IN REPORT YEAR
-----	-----	-----	-----	-----	-----	-----
		DESCRIPTION: PROVIDE FOR CODE ENFORCEMENT ACTIVITIES NECESSARY TO ARREST THE DECLINE OF THE TARGETED NEIGHBORHOOD REVITALIZATION AREA.				
1997-0014	ACQUISTION CDBG	0.00	7,500.00	7,500.00	0.00	0.00
1996-0001	SPIN - Housing CDBG	3,500.00	3,500.00	3,500.00	0.00	0.00
		DESCRIPTION: Security Deposits & 1st and last month rent payments to assist homeless or "at risk" homeless to obtain self-sufficiency and Section 8 Rental Certificates and vouchers				
1996-0002	FISH - Housing CDBG	16,058.00	8,029.02	8,029.02	0.00	0.00
		DESCRIPTION: Homeless Emergency Assistance				
1996-0003	SPIN - Substance Abuse Rehabilitation CDBG	1,500.00	0.00	0.00	0.00	0.00
		DESCRIPTION: Provides counseling to homeless persons with substance abuse.				
1996-0004	Orange Coast Interfaith Homeless Shelter CDBG	10,959.00	5,479.50	5,479.50	0.00	0.00
		DESCRIPTION: Provide temporary shelter for homeless persons and families.				
1996-0005	YWCA - Homeless Womens Shelter CDBG	10,000.00	5,000.00	5,000.00	0.00	0.00
		DESCRIPTION: Provides shelter and employment counseling for homeless women.				
1996-0006	FISH - Meals for the Elderly CDBG	23,483.00	11,741.50	11,741.50	0.00	0.00
		DESCRIPTION: Provides meals to elderly homebound.				
1996-0007	San Clemente Seniors - Meals for the Elderly CDBG	12,500.00	12,500.00	12,500.00	0.00	0.00
		DESCRIPTION: Provides meals for seniors				
1996-0008	ADA CDBG	308,000.00	147,004.59	147,004.59	0.00	0.00
		DESCRIPTION: Removal of Architectural Barriers				
1996-0009	Program Administratioin CDBG	11,240.00	5,070.00	5,070.00	0.00	0.00
		DESCRIPTION: Provide Fair Housing Counseling Services				
1996-0010	Program Administration CDBG	92,760.00	61,814.32	61,814.32	0.00	0.00
		DESCRIPTION: General Management, oversight and coordination				
1996-0011	Interval House - Shelter for Abused Women					

SUMMARY OF CONSOLIDATED PLAN PROJECTS FOR REPORT YEAR 2008
NEWPORT BEACH, CA

PLAN YR - PROJECT	PGM	PROJECT ESTIMATE	COMMITTED AMOUNT	AMOUNT DRAWN THRU REPORT YEAR	AMOUNT AVAILABLE TO DRAW	AMOUNT DRAWN IN REPORT YEAR
-----	-----	-----	-----	-----	-----	-----
	CDBG	10,000.00	10,000.00	10,000.00	0.00	0.00
	DESCRIPTION:	Provides meals and shelter for battered and abused women				
1996-0012	Olive Crest - Shelter for Abused Children					
	CDBG	10,000.00	10,000.00	10,000.00	0.00	0.00
	DESCRIPTION:	Provides meals and shelter for homeless children				
1996-0013	Mercy House - Shelter for Homeless Men and Women					
	CDBG	10,000.00	10,000.00	10,000.00	0.00	0.00
	DESCRIPTION:	Provides segregated homeless shelters for men, women and children				
1995-0001	Housing					
	CDBG	7,500.00	0.00	0.00	0.00	0.00
	DESCRIPTION:	Security Deposits & 1st and last month rent payments to assist homeless or "at risk" homeless to obtain self-sufficiency and Section 8 Rental Certificates and vouchers				
1995-0002	Housing					
	CDBG	19,890.00	0.00	0.00	0.00	0.00
	DESCRIPTION:	Homeless Emergency Assistance				
1995-0003	Substance Abuse Rehabilitation					
	CDBG	1,300.00	0.00	0.00	0.00	0.00
	DESCRIPTION:	Provides counseling to homeless persons with substance abuse.				
1995-0004	Homeless Shelter					
	CDBG	8,174.00	0.00	0.00	0.00	0.00
	DESCRIPTION:	Provide temporary shelter for homeless persons and families.				
1995-0005	Homeless Womens Shelter					
	CDBG	7,784.00	0.00	0.00	0.00	0.00
	DESCRIPTION:	Provides shelter and employment counseling for homeless women.				
1995-0006	Meals for the Elderly					
	CDBG	20,000.00	0.00	0.00	0.00	0.00
	DESCRIPTION:	Provides meals to elderly homebound.				
1995-0007	Substance Abuse/Counseling					
	CDBG	1,282.00	0.00	0.00	0.00	0.00
	DESCRIPTION:	Provides counseling to families and children.				
1995-0008	ADA					
	CDBG	361,270.00	150,637.41	150,637.41	0.00	0.00
	DESCRIPTION:	Removal of Architectural Barriers				
1995-0009	Program Administratioin					
	CDBG	10,135.00	0.00	0.00	0.00	0.00
	DESCRIPTION:	Provide Fair Housing Counseling Services				

SUMMARY OF CONSOLIDATED PLAN PROJECTS FOR REPORT YEAR 2008
 NEWPORT BEACH, CA

PLAN YR - PROJECT -----	PGM -----	PROJECT ESTIMATE -----	COMMITTED AMOUNT -----	AMOUNT DRAWN THRU REPORT YEAR -----	AMOUNT AVAILABLE TO DRAW -----	AMOUNT DRAWN IN REPORT YEAR -----
1995-0010	Program Administration					
	CDBG	84,165.00	0.00	0.00	0.00	0.00
	DESCRIPTION: General Management, oversight and coordination					
1995-0011	Meals for Elderly					
	CDBG	12,500.00	0.00	0.00	0.00	0.00
	DESCRIPTION: Provides meals to elderly homebound					
1994-0001	CONVERTED HOME ACTIVITIES					
	*** NO ACTIVITIES FOUND FOR THIS PROJECT ***					
1994-0002	CONVERTED CDBG ACTIVITIES					
	CDBG	0.00	3,159,877.80	3,159,877.80	0.00	0.00
1994-0003	CONVERTED ESG ACTIVITIES					
	*** NO ACTIVITIES FOUND FOR THIS PROJECT ***					
1994-0004	CONVERTED HOPWA ACTIVITIES					
	*** NO ACTIVITIES FOUND FOR THIS PROJECT ***					

IDIS - C04PR23 DATE: 09-10-09
PROGRAM YEAR 2008 SUMMARY OF ACCOMPLISHMENTS
NEWPORT BEACH, CA

COUNT OF CDBG ACTIVITIES WITH DISBURSEMENTS BY ACTIVITY GROUP & MATRIX CODE

	UNDERWAY ACTIVITIES		COMPLETED ACTIVITIES		PROGRAM YEAR TOTAL	
	COUNT	\$ DISBURSED	COUNT	\$ DISBURSED	COUNT	\$ DISBURSED
ACQUISITION/PROPERTY-RELATED						
Acquisition (01)	0	0.00	0	0.00	0	0.00
Disposition (02)	0	0.00	0	0.00	0	0.00
Clearance and Demolition (04)	0	0.00	0	0.00	0	0.00
Cleanup of Contaminated Sites/Brownfields (04A)	0	0.00	0	0.00	0	0.00
Relocation (08)	0	0.00	0	0.00	0	0.00
	-----	-----	-----	-----	-----	-----
	0	0.00	0	0.00	0	0.00
ECONOMIC DEVELOPMENT						
Rehab: Publicly/Private Owned C/I (14E)	0	0.00	0	0.00	0	0.00
C/I Land Acquisition/Disposition (17A)	0	0.00	0	0.00	0	0.00
C/I Infrastructure Development (17B)	0	0.00	0	0.00	0	0.00
C/I Building Acquisition, Construction, Rehab (17C)	0	0.00	0	0.00	0	0.00
Other C/I Improvements (17D)	0	0.00	0	0.00	0	0.00
ED Direct Financial Assistance to For-Profits (18A)	0	0.00	0	0.00	0	0.00
ED Direct Technical Assistance (18B)	0	0.00	0	0.00	0	0.00
Micro-Enterprise Assistance (18C)	0	0.00	0	0.00	0	0.00
	-----	-----	-----	-----	-----	-----
	0	0.00	0	0.00	0	0.00
HOUSING						
Loss of Rental Income (09)	0	0.00	0	0.00	0	0.00
Construction of Housing (12)	0	0.00	0	0.00	0	0.00
Direct Homeownership Assistance (13)	0	0.00	0	0.00	0	0.00
Rehab: Single-Unit Residential (14A)	0	0.00	0	0.00	0	0.00
Rehab: Multi-Unit Residential (14B)	0	0.00	0	0.00	0	0.00
Public Housing Modernization (14C)	0	0.00	0	0.00	0	0.00
Rehab: Other Publicly Owned Residential Buildings (14D)	0	0.00	0	0.00	0	0.00
Energy Efficiency Improvements (14F)	0	0.00	0	0.00	0	0.00
Acquisition for Rehab (14G)	0	0.00	0	0.00	0	0.00
Rehab Administration (14H)	0	0.00	0	0.00	0	0.00
Lead-Based Paint/Lead Hazard Test/Abatement (14I)	0	0.00	0	0.00	0	0.00
Code Enforcement (15)	0	0.00	0	0.00	0	0.00
Residential Historic Preservation (16A)	0	0.00	0	0.00	0	0.00
CDBG Operation and Repair of Foreclosed Property (19E)	0	0.00	0	0.00	0	0.00
	-----	-----	-----	-----	-----	-----
	0	0.00	0	0.00	0	0.00
PUBLIC FACILITIES/IMPROVEMENTS						
Public Facilities and Improvements - General (03)	0	0.00	0	0.00	0	0.00

IDIS - C04PR23 DATE: 09-10-09
PROGRAM YEAR 2008 SUMMARY OF ACCOMPLISHMENTS
NEWPORT BEACH, CA

Senior Centers (03A)	0	0.00	0	0.00	0	0.00
Centers for the Disabled/Handicapped (03B)	0	0.00	0	0.00	0	0.00
Homeless Facilities - Not Operating Costs (03C)	0	0.00	0	0.00	0	0.00
COUNT OF CDBG ACTIVITIES WITH DISBURSEMENTS BY ACTIVITY GROUP & MATRIX CODE						
	UNDERWAY ACTIVITIES		COMPLETED ACTIVITIES		PROGRAM YEAR TOTAL	
	COUNT	\$ DISBURSED	COUNT	\$ DISBURSED	COUNT	\$ DISBURSED
PUBLIC FACILITIES/IMPROVEMENTS (continued)						
Youth Centers/Facilities (03D)	0	0.00	0	0.00	0	0.00
Neighborhood Facilities (03E)	0	0.00	0	0.00	0	0.00
Parks and Recreational Facilities (03F)	0	0.00	0	0.00	0	0.00
Parking Facilities (03G)	0	0.00	0	0.00	0	0.00
Solid Waste Disposal Facilities (03H)	0	0.00	0	0.00	0	0.00
Flood and Drainage Facilities (03I)	0	0.00	0	0.00	0	0.00
Water/Sewer Improvements (03J)	0	0.00	0	0.00	0	0.00
Street Improvements (03K)	0	0.00	0	0.00	0	0.00
Sidewalks (03L)	3	214,897.67	0	0.00	3	214,897.67
Child Care Centers/Facilities for Children (03M)	0	0.00	0	0.00	0	0.00
Tree Planting (03N)	0	0.00	0	0.00	0	0.00
Fire Stations/Equipment (03O)	0	0.00	0	0.00	0	0.00
Health Facilities (03P)	0	0.00	0	0.00	0	0.00
Facilities for Abused and Neglected Children (03Q)	0	0.00	0	0.00	0	0.00
Asbestos Removal (03R)	0	0.00	0	0.00	0	0.00
Facilities for AIDS Patients - Not Operating Costs (03S)	0	0.00	0	0.00	0	0.00
Removal of Architectural Barriers (10)	0	0.00	0	0.00	0	0.00
Non-Residential Historic Preservation (16B)	0	0.00	0	0.00	0	0.00
	-----	-----	-----	-----	-----	-----
	3	214,897.67	0	0.00	3	214,897.67
PUBLIC SERVICES						
Operating Costs of Homeless/AIDS Patients Programs (03T)	1	10,000.00	0	0.00	1	10,000.00
Public Services - General (05)	0	0.00	0	0.00	0	0.00
Senior Services (05A)	1	28,348.00	0	0.00	1	28,348.00
Services for the Disabled (05B)	0	0.00	0	0.00	0	0.00
Legal Services (05C)	0	0.00	0	0.00	0	0.00
Youth Services (05D)	0	0.00	0	0.00	0	0.00
Transportation Services (05E)	0	0.00	0	0.00	0	0.00
Substance Abuse Services (05F)	1	10,000.00	0	0.00	1	10,000.00
Battered and Abused Spouses (05G)	1	5,000.00	0	0.00	1	5,000.00
Employment Training (05H)	0	0.00	0	0.00	0	0.00
Crime Awareness/Prevention (05I)	0	0.00	0	0.00	0	0.00
Fair Housing Activities (05J)	0	0.00	0	0.00	0	0.00
Tenant/Landlord Counseling (05K)	0	0.00	0	0.00	0	0.00

IDIS - C04PR23 DATE: 09-10-09
PROGRAM YEAR 2008 SUMMARY OF ACCOMPLISHMENTS
NEWPORT BEACH, CA

Child Care Services (05L)	0	0.00	0	0.00	0	0.00
Health Services (05M)	0	0.00	0	0.00	0	0.00
Abused and Neglected Children (05N)	0	0.00	0	0.00	0	0.00
Mental Health Services (05O)	0	0.00	0	0.00	0	0.00
Screening for Lead-Based Paint/Hazards/Poisoning (05P)	0	0.00	0	0.00	0	0.00
Subsistence Payments (05Q)	0	0.00	0	0.00	0	0.00

COUNT OF CDBG ACTIVITIES WITH DISBURSEMENTS BY ACTIVITY GROUP & MATRIX CODE

	UNDERWAY ACTIVITIES		COMPLETED ACTIVITIES		PROGRAM YEAR TOTAL	
	COUNT	\$ DISBURSED	COUNT	\$ DISBURSED	COUNT	\$ DISBURSED
PUBLIC SERVICES (continued)						
Homeownership Assistance - Not Direct (05R)	0	0.00	0	0.00	0	0.00
Rental Housing Subsidies - HOME TBRA (05S)	0	0.00	0	0.00	0	0.00
Security Deposits (05T)	0	0.00	0	0.00	0	0.00
Homebuyer Counseling (05U)	0	0.00	0	0.00	0	0.00
	-----	-----	-----	-----	-----	-----
	4	53,348.00	0	0.00	4	53,348.00

PLANNING/ADMINISTRATIVE

HOME Adm/Planning Costs of PJ -not part of 5% Adm cap(19A)	0	0.00	0	0.00	0	0.00
HOME CHDO Operating Costs - not part of 5% Admin cap (19B)	0	0.00	0	0.00	0	0.00
Planning (20)	0	0.00	0	0.00	0	0.00
General Program Administration (21A)	1	57,131.00	1	0.00	2	57,131.00
Indirect Costs (21B)	0	0.00	0	0.00	0	0.00
Public Information (21C)	0	0.00	0	0.00	0	0.00
Fair Housing Activities - subject to 20% Admin cap (21D)	1	14,000.00	1	0.00	2	14,000.00
Submissions or Applications for Federal Programs (21E)	0	0.00	0	0.00	0	0.00
HOME Rental Subsidy Payments - subject to 5% cap (21F)	0	0.00	0	0.00	0	0.00
HOME Security Deposits - subject to 5% cap (21G)	0	0.00	0	0.00	0	0.00
HOME Admin/Planning Costs of PJ - subject to 5% cap (21H)	0	0.00	0	0.00	0	0.00
HOME CHDO Operating Expenses - subject to 5% cap (21I)	0	0.00	0	0.00	0	0.00
	-----	-----	-----	-----	-----	-----
	2	71,131.00	2	0.00	4	71,131.00

COUNT OF CDBG ACTIVITIES WITH DISBURSEMENTS BY ACTIVITY GROUP & MATRIX CODE

	UNDERWAY ACTIVITIES		COMPLETED ACTIVITIES		PROGRAM YEAR TOTAL	
	COUNT	\$ DISBURSED	COUNT	\$ DISBURSED	COUNT	\$ DISBURSED
OTHER						
Interim Assistance (06)	0	0.00	0	0.00	0	0.00
Urban Renewal Completion (07)	0	0.00	0	0.00	0	0.00
Privately Owned Utilities (11)	0	0.00	0	0.00	0	0.00
CDBG Non-Profit Organization Capacity Building (19C)	0	0.00	0	0.00	0	0.00
CDBG Assistance to Institutes of Higher Education (19D)	0	0.00	0	0.00	0	0.00
Planned Repayment of Section 108 Loan Principal (19F)	1	196,253.20	0	0.00	1	196,253.20

IDIS - C04PR23 DATE: 09-10-09
PROGRAM YEAR 2008 SUMMARY OF ACCOMPLISHMENTS
NEWPORT BEACH, CA

Unplanned Repayment of Section 108 Loan Principal (19G)	0	0.00	0	0.00	0	0.00
State CDBG Technical Assistance to Grantees (19H)	0	0.00	0	0.00	0	0.00
Unprogrammed Funds (22)	0	0.00	0	0.00	0	0.00
HOPWA (31)	0	0.00	0	0.00	0	0.00
HOPWA Grantee Activity (31A)	0	0.00	0	0.00	0	0.00
HOPWA Grantee Administration (31B)	0	0.00	0	0.00	0	0.00
HOPWA Project Sponsor Activity (31C)	0	0.00	0	0.00	0	0.00
HOPWA Project Sponsor Administration (31D)	0	0.00	0	0.00	0	0.00
TOTALS	1	196,253.20	0	0.00	1	196,253.20
	10	535,629.87	2	0.00	12	535,629.87

CDBG SUM OF ACTUAL ACCOMPLISHMENTS FROM THE C04MA04 SCREEN BY ACTIVITY GROUP AND ACCOMPLISHMENT TYPE

		UNDERWAY ACTIVITIES		COMPLETED ACTIVITIES		TOTAL ACTIVITIES
ACQUISITION/PROPERTY-RELATED						
ECONOMIC DEVELOPMENT						
HOUSING						
PUBLIC FACILITIES/IMPROVEMENTS						
Sidewalks (03L)						
Public Facilities		3		0		3
PUBLIC SERVICES						
Operating Costs of Homeless/AIDS Patients Programs (03T)						
Persons		129		0		129
Senior Services (05A)						
Persons		154		0		154
Substance Abuse Services (05F)						
Persons		12		0		12
Battered and Abused Spouses (05G)						
Persons		25		0		25
CATEGORY TOTALS						
Persons		320		0		320
PLANNING/ADMINISTRATIVE						
OTHER						
TOTAL OF ACTUAL ACCOMPLISHMENTS FROM THE C04MA04 SCREEN						
Persons		320		0		320
Households		0		0		0
Housing Units		0		0		0
Public Facilities		3		0		3
Feet/Public Utilities		0		0		0
Organizations		0		0		0
Businesses		0		0		0

IDIS - C04PR23 DATE: 09-10-09
PROGRAM YEAR 2008 SUMMARY OF ACCOMPLISHMENTS
NEWPORT BEACH, CA

Jobs	0	0	0
Loans	0	0	0

CDBG BENEFICIARIES BY RACIAL/ETHNIC CATEGORY

***** HOUSING *****

	Persons		Households		Not Specified	
	-----		-----		-----	
	Tot#	#Hispanic	Tot#	#Hispanic	Tot#	#Hispanic
	----	-----	----	-----	----	-----
WHITE:	0	0	0	0	0	0
BLACK/AFRICAN AMERICAN:	0	0	0	0	0	0
ASIAN:	0	0	0	0	0	0
AMERICAN INDIAN/ALASKAN NATIVE:	0	0	0	0	0	0
NATIVE HAWAIIAN/OTHER PACIFIC ISLANDER:	0	0	0	0	0	0
AMERICAN INDIAN/ALASKAN NATIVE & WHITE:	0	0	0	0	0	0
ASIAN & WHITE:	0	0	0	0	0	0
BLACK/AFRICAN AMERICAN & WHITE:	0	0	0	0	0	0
AM.INDIAN/ALASKAN NATIVE & BLACK/AFRICAN AM.:	0	0	0	0	0	0
OTHER MULTI-RACIAL:	0	0	0	0	0	0
TOTAL:	0	0	0	0	0	0

***** NON-HOUSING *****

	Persons		Households		Not Specified	
	-----		-----		-----	
	Tot#	#Hispanic	Tot#	#Hispanic	Tot#	#Hispanic
	----	-----	----	-----	----	-----
WHITE:	285	23	0	0	0	0
BLACK/AFRICAN AMERICAN:	25	0	0	0	0	0
ASIAN:	3	0	0	0	0	0
AMERICAN INDIAN/ALASKAN NATIVE:	0	0	0	0	0	0
NATIVE HAWAIIAN/OTHER PACIFIC ISLANDER:	3	0	0	0	0	0
AMERICAN INDIAN/ALASKAN NATIVE & WHITE:	0	0	0	0	0	0
ASIAN & WHITE:	0	0	0	0	0	0
BLACK/AFRICAN AMERICAN & WHITE:	0	0	0	0	0	0
AM.INDIAN/ALASKAN NATIVE & BLACK/AFRICAN AM.:	0	0	0	0	0	0
OTHER MULTI-RACIAL:	4	4	0	0	0	0
TOTAL:	320	27	0	0	0	0

***** TOTAL *****

	Persons		Households		Not Specified	
	-----		-----		-----	
	Tot#	#Hispanic	Tot#	#Hispanic	Tot#	#Hispanic
	----	-----	----	-----	----	-----
WHITE:	285	23	0	0	0	0

IDIS - C04PR23 DATE: 09-10-09
PROGRAM YEAR 2008 SUMMARY OF ACCOMPLISHMENTS
NEWPORT BEACH, CA

BLACK/AFRICAN AMERICAN:	25	0	0	0	0	0
ASIAN:	3	0	0	0	0	0
AMERICAN INDIAN/ALASKAN NATIVE:	0	0	0	0	0	0
NATIVE HAWAIIAN/OTHER PACIFIC ISLANDER:	3	0	0	0	0	0
AMERICAN INDIAN/ALASKAN NATIVE & WHITE:	0	0	0	0	0	0
ASIAN & WHITE:	0	0	0	0	0	0
BLACK/AFRICAN AMERICAN & WHITE:	0	0	0	0	0	0
AM.INDIAN/ALASKAN NATIVE & BLACK/AFRICAN AM.:	0	0	0	0	0	0
OTHER MULTI-RACIAL:	4	4	0	0	0	0
TOTAL:	320	27	0	0	0	0

CDBG BENEFICIARIES BY INCOME CATEGORY

	EXTREMELY LOW <=30%	LOW >30% and <=50%	MOD >50% and <=80%	TOTAL LOW-MOD	NON LOW-MOD >80%	TOTAL BENEFICIARIES
HOUSING - OWNER OCCUPIED						
Persons	0	0	0	0	0	0
Households	0	0	0	0	0	0
Not Specified	0	0	0	0	0	0
HOUSING - RENTAL OCCUPIED						
Persons	0	0	0	0	0	0
Households	0	0	0	0	0	0
Not Specified	0	0	0	0	0	0
HOUSING - TOTAL*						
Persons	0	0	0	0	0	0
Households	0	0	0	0	0	0
Not Specified	0	0	0	0	0	0
NON-HOUSING						
Persons	171	66	64	301	19	320
Households	0	0	0	0	0	0
Not Specified	0	0	0	0	0	0
TOTAL						
Persons	171	66	64	301	19	320
Households	0	0	0	0	0	0
Not Specified	0	0	0	0	0	0

* Note: If "HOUSING - TOTAL" does not equal the sum of "HOUSING - OWNER OCCUPIED" and "HOUSING - RENTAL OCCUPIED", it is due to the combination of data by income category captured with the old requirements and the new requirements.

HOME DISBURSEMENTS AND UNIT COMPLETIONS

ACTIVITY TYPE	DISBURSED AMOUNT	UNITS COMPLETED	UNITS OCCUPIED
-----	-----	-----	-----
RENTALS	0.00	0	0
TBRA FAMILIES	0.00	0	0

IDIS - C04PR23 DATE: 09-10-09
PROGRAM YEAR 2008 SUMMARY OF ACCOMPLISHMENTS
NEWPORT BEACH, CA

FIRST-TIME HOMEBUYERS	0.00	0	0
EXISTING HOMEOWNERS	0.00	0	0
TOTAL, RENTALS AND TBRA	0.00	0	0
TOTAL, HOMEBUYERS AND HOMEOWNERS	0.00	0	0
	-----	-----	-----
	0.00	0	0

HOME UNIT COMPLETIONS BY PERCENT OF AREA MEDIAN INCOME

ACTIVITY TYPE	0% - 30%	31% - 50%	51% - 60%	61% - 80%	TOTAL 0% - 60%	TOTAL 0% - 80%	REPORTED AS VACANT
-----	-----	-----	-----	-----	-----	-----	-----
RENTALS	0	0	0	0	0	0	0
TBRA FAMILIES	0	0	0	0	0	0	0
FIRST-TIME HOMEBUYERS	0	0	0	0	0	0	0
EXISTING HOMEOWNERS	0	0	0	0	0	0	0
TOTAL, RENTALS AND TBRA	0	0	0	0	0	0	0
TOTAL, HOMEBUYERS AND HOMEOWNERS	0	0	0	0	0	0	0
	-----	-----	-----	-----	-----	-----	-----
	0	0	0	0	0	0	0

HOME UNIT COMPLETIONS BY RACIAL/ETHNIC CATEGORY

	RENTALS		TBRA FAMILIES		FIRST-TIME HOMEBUYERS		
	Tot#	#Hispanic	Tot#	#Hispanic	Tot#	#Hispanic	
-----	-----	-----	-----	-----	-----	-----	-----
WHITE:	0	0	0	0	0	0	
BLACK/AFRICAN AMERICAN:	0	0	0	0	0	0	
ASIAN:	0	0	0	0	0	0	
AMERICAN INDIAN/ALASKAN NATIVE:	0	0	0	0	0	0	
NATIVE HAWAIIAN/OTHER PACIFIC ISLANDER:	0	0	0	0	0	0	
AMERICAN INDIAN/ALASKAN NATIVE & WHITE:	0	0	0	0	0	0	
ASIAN & WHITE:	0	0	0	0	0	0	
BLACK/AFRICAN AMERICAN & WHITE:	0	0	0	0	0	0	
AM. INDIAN/ALASKAN NATIVE & BLACK/AFRICAN AM.:	0	0	0	0	0	0	
OTHER MULTI-RACIAL:	0	0	0	0	0	0	
TOTAL:	0	0	0	0	0	0	
	-----	-----	-----	-----	-----	-----	
	EXISTING HOMEOWNERS	-----	TOTAL, RENTALS AND TBRA	-----	TOTAL, HOMEBUYERS AND HOMEOWNERS	-----	TOTAL, RENTALS AND TBRA + TOTAL, HOMEBUYERS AND HOMEOWNERS
	-----	-----	-----	-----	-----	-----	-----
	Tot# #Hispanic	-----	Tot# #Hispanic	-----	Tot# #Hispanic	-----	Tot# #Hispanic

IDIS - C04PR03 DATE: 08-07-09
 CDBG ACTIVITY SUMMARY REPORT (GPR) FOR PROGRAM YEAR 2008
 07-01-2008 TO 06-30-2009
 NEWPORT BEACH, CA

```

-----
PGM YEAR: 2006                                OBJECTIVE: CREATE SUITABLE LIVING ENVIRONMENTS
PROJECT: 0010 - ADA SIDEWALK IMPROVEMENTS      OUTCOME: AVAILABILITY/ACCESSIBILITY
ACTIVITY: 168 - ADA SIDEWALK IMPROVEMENTS      MATRIX CODE: 03L      REG CITATION: 570.201(C)      NATIONAL OBJ: LMA
STATUS: UNDERWAY
LOCATION: CITY OF NEWPORT BEACH                 DESCRIPTION:
        3300 NEWPORT BLVD                     MAKE IMPROVEMENTS TO PUBLIC FACILITIES TO ALLOW FOR GREATER ACCESSIBILITY TO
        NEWPORT BEACH,CA 92658                 NEWPORT BEACH RESIDENTS WITH DISABILITIES. AMENDED: CURB, GUTTER, SIDEWALK IN
                                                LMA'S
FINANCING:                                     TOTAL #      #HISPANIC
INITIAL FUNDING DATE: 11-13-06                WHITE: 0 0
ACTIVITY ESTIMATE: 54,476.00                  BLACK/AFRICAN AMERICAN: 0 0
FUNDED AMOUNT: 54,476.00                      ASIAN: 0 0
UNLIQ OBLIGATIONS: 0.00                       AMERICAN INDIAN/ALASKAN NATIVE: 0 0
DRAWN THRU PGM YR: 54,476.00                  NATIVE HAWAIIAN/OTHER PACIFIC ISLANDER: 0 0
DRAWN IN PGM YR: 54,476.00                    AMERICAN INDIAN/ALASKAN NATIVE & WHITE: 0 0
                                                ASIAN & WHITE: 0 0
NUMBER OF ASSISTED:                            BLACK/AFRICAN AMERICAN & WHITE: 0 0
TOTAL                                          AM.INDIAN/ALASKAN NATIVE & BLACK/AFRICAN AM: 0 0
TOT EXTREMELY LOW: 0                          OTHER MULTI-RACIAL: 0 0
TOT LOW: 0
TOT MOD: 0
TOT NON LOW MOD: 0                            TOTAL: 0 0
TOTAL: 0
PERCENT LOW / MOD: 0.00
TOTAL FEMALE HEADED: 0
ACCOMPLISHMENTS BY YEAR:
REPORT YEAR  PROPOSED TYPE                    PROPOSED UNITS  ACTUAL TYPE                    ACTUAL UNITS
2006         11 - PUBLIC FACILITIES            1  11 - PUBLIC FACILITIES        0
2007         11 - PUBLIC FACILITIES            1  11 - PUBLIC FACILITIES        0
2008         11 - PUBLIC FACILITIES            1  11 - PUBLIC FACILITIES        1
TOTAL:                                     3
CENSUS TRACT PERCENT LOW / MOD: 34.30
ACCOMPLISHMENT NARRATIVE: PROJECT COMPLETED DURING FY 08-09
EXTENDED ACTIVITY NARRATIVE: *****
-----
  
```

IDIS - C04PR03 DATE: 08-07-09
 CDBG ACTIVITY SUMMARY REPORT (GPR) FOR PROGRAM YEAR 2008
 07-01-2008 TO 06-30-2009
 NEWPORT BEACH, CA

PGM YEAR: 2007
 PROJECT: 0001 - CDBG PROGRAM ADMINISTRATION
 ACTIVITY: 170 - CDBG ADMINISTRATION
 STATUS: COMPLETED 09-26-08

OBJECTIVE: OBJECTIVE/OUTCOME NOT NECESSARY
 OUTCOME: FOR PLANNING/ADMIN ACTIVITIES
 MATRIX CODE: 21A REG CITATION: 570.206 NATIONAL OBJ:

LOCATION:
 CITY OF NEWPORT BEACH
 3300 NEWPORT BOULEVARD
 NEWPORT BEACH, CA 92663

DESCRIPTION:
 FUNDS WILL BE USED TO ADMINISTER THE CDBG-FUNDED PROGRAMS, PREPARE REQUIRED REPORTS, MONITOR SUBRECIPIENTS, AND ENSURE OVERALL PROGRAM COMPLIANCE WITH RELEVANT FED REGULATIONS.

FINANCING:
 INITIAL FUNDING DATE: 08-16-07
 ACTIVITY ESTIMATE: 51,867.65
 FUNDED AMOUNT: 51,867.65
 UNLIQ OBLIGATIONS: 0.00
 DRAWN THRU PGM YR: 51,867.65
 DRAWN IN PGM YR: 0.00

	TOTAL #	#HISPANIC
WHITE:	0	0
BLACK/AFRICAN AMERICAN:	0	0
ASIAN:	0	0
AMERICAN INDIAN/ALASKAN NATIVE:	0	0
NATIVE HAWAIIAN/OTHER PACIFIC ISLANDER:	0	0
AMERICAN INDIAN/ALASKAN NATIVE & WHITE:	0	0
ASIAN & WHITE:	0	0
BLACK/AFRICAN AMERICAN & WHITE:	0	0
AM. INDIAN/ALASKAN NATIVE & BLACK/AFRICAN AM:	0	0
OTHER MULTI-RACIAL:	0	0
TOTAL:	0	0

NUMBER OF ASSISTED:

	TOTAL
TOT EXTREMELY LOW:	0
TOT LOW:	0
TOT MOD:	0
TOT NON LOW MOD:	0
TOTAL:	0
PERCENT LOW / MOD:	0.00
TOTAL FEMALE HEADED:	0

REPORT YEAR	PROPOSED TYPE	PROPOSED UNITS	ACTUAL TYPE	ACTUAL UNITS
2007		0		0
TOTAL:		0		0

ACCOMPLISHMENT NARRATIVE: *****
 EXTENDED ACTIVITY NARRATIVE: *****



IDIS - C04PR03 DATE: 08-07-09

4 of 13

CDBG ACTIVITY SUMMARY REPORT (GPR) FOR PROGRAM YEAR 2008

07-01-2008 TO 06-30-2009

NEWPORT BEACH, CA

EXTENDED ACTIVITY NARRATIVE :

CITY OF NEWPORT BEACH

INSTALL PUBLIC IMPROVEMENTS TO FACILITATE ACCESS FOR THE DISABLED. CURB CUTS AND

IDIS - C04PR03 DATE: 08-07-09
 CDBG ACTIVITY SUMMARY REPORT (GPR) FOR PROGRAM YEAR 2008
 07-01-2008 TO 06-30-2009
 NEWPORT BEACH, CA

TOTAL: 2 1
 CENSUS TRACT PERCENT LOW / MOD: 34.30
 ACCOMPLISHMENT NARRATIVE: PROJECT COMPLETED DURING FY 08-09
 EXTENDED ACTIVITY NARRATIVE: *****

PGM YEAR: 2008	OBJECTIVE: OBJECTIVE/OUTCOME NOT NECESSARY
PROJECT: 0001 - CDBG ADMINISTRATION	OUTCOME: FOR PLANNING/ADMIN ACTIVITIES
ACTIVITY: 178 - CDBG ADMINISTRATION	MATRIX CODE: 21A REG CITATION: 570.206 NATIONAL OBJ:
STATUS: UNDERWAY	
LOCATION:	DESCRIPTION:
CITY OF NEWPORT BEACH	PROVIDE FOR OF THE OVERALL ADMINISTRATION OF THE CDBG PROGRAM, PERFORMED BY A
3300 NEWPORT BLVD	COMBINATION OF CITY STAFF AND A PROFESSIONAL CONSULTANT.
NEWPORT BEACH, CA 92658	

		TOTAL #	#HISPANIC
FINANCING:			
INITIAL FUNDING DATE: 10-24-08	WHITE:	0	0
ACTIVITY ESTIMATE: 57,131.00	BLACK/AFRICAN AMERICAN:	0	0
FUNDED AMOUNT: 57,131.00	ASIAN:	0	0
UNLIQ OBLIGATIONS: 0.00	AMERICAN INDIAN/ALASKAN NATIVE:	0	0
DRAWN THRU PGM YR: 40,839.69	NATIVE HAWAIIAN/OTHER PACIFIC ISLANDER:	0	0
DRAWN IN PGM YR: 40,839.69	AMERICAN INDIAN/ALASKAN NATIVE & WHITE:	0	0
	ASIAN & WHITE:	0	0
NUMBER OF ASSISTED:	BLACK/AFRICAN AMERICAN & WHITE:	0	0
TOTAL	AM. INDIAN/ALASKAN NATIVE & BLACK/AFRICAN AM:	0	0
TOT EXTREMELY LOW: 0	OTHER MULTI-RACIAL:	0	0
TOT LOW: 0			
TOT MOD: 0			
TOT NON LOW MOD: 0	TOTAL:	0	0
TOTAL: 0			
PERCENT LOW / MOD: 0.00			
TOTAL FEMALE HEADED: 0			

ACCOMPLISHMENTS BY YEAR:
 REPORT YEAR PROPOSED TYPE PROPOSED UNITS ACTUAL TYPE ACTUAL UNITS

IDIS - C04PR03 DATE: 08-07-09

6 of 13

CDBG ACTIVITY SUMMARY REPORT (GPR) FOR PROGRAM YEAR 2008

07-01-2008 TO 06-30-2009

NEWPORT BEACH, CA

2008		1	0
TOTAL:		1	0
ACCOMPLISHMENT NARRATIVE:	*****		
EXTENDED ACTIVITY NARRATIVE:	*****		

FAIR HOUSING COUNCIL

PROVIDE FAIR HOUSING EDUCATION, COUNSELING AND ENFORCEMENT SERVICE, COUPLED WITH

IDIS - C04PR03 DATE: 08-07-09
 CDBG ACTIVITY SUMMARY REPORT (GPR) FOR PROGRAM YEAR 2008
 07-01-2008 TO 06-30-2009
 NEWPORT BEACH, CA

REPORT YEAR	PROPOSED TYPE	PROPOSED UNITS	ACTUAL TYPE	ACTUAL UNITS
2008		0		0
TOTAL:		0		0
ACCOMPLISHMENT NARRATIVE:	1ST QTR ASSISTED	HOUSEHOLDS (48 L/T ISSUES; 1 FAIR HOUSING		
	2ND QTR ASSISTED	HOUSEHOLDS (50 L/T ISSUES; 3 FAIR HOUSING		
	3RD QTR ASSISTED	HOUSEHOLDS (71 L/T ISSUES; 0 FAIR HOUSING		
	4TH QTR ASSISTED	HOUSEHOLDS (60 L/T ISSUES; 0 FAIR HOUSING		
	YEAR END TOTAL:	HOUSEHOLDS (229 LANDLORD/TENANT; 4 FAIR HOUSING)		
EXTENDED ACTIVITY NARRATIVE:	*****			

PGM YEAR: 2008 OBJECTIVE: CREATE SUITABLE LIVING ENVIRONMENTS
 PROJECT: 0003 - HUMAN OPTIONS: COMMUNITY RESOURCES CENTER OUTCOME: AVAILABILITY/ACCESSIBILITY
 ACTIVITY: 180 - HUMAN OPTIONS; COMMUNITY RESOURCE CENTER MATRIX CODE: 05G REG CITATION: 570.201(E) NATIONAL OBJ: LMC
 STATUS: UNDERWAY

LOCATION: DESCRIPTION:
 HUMAN OPTIONS PROVIDE COUNSELING AND EDUCATION PROGRAMS TO HELP VICTIMS AND THEIR FAMILY
 P.O BOX 33745 MEMBERS DEAL WITH THE EFFECTS OF DOMESTICE VIOLENCE.
 IRVINE,CA 92619

FINANCING:		TOTAL #	#HISPANIC
INITIAL FUNDING DATE:	10-24-08	WHITE:	22 0
ACTIVITY ESTIMATE:	5,000.00	BLACK/AFRICAN AMERICAN:	1 0
FUNDED AMOUNT:	5,000.00	ASIAN:	0 0
UNLIQ OBLIGATIONS:	0.00	AMERICAN INDIAN/ALASKAN NATIVE:	0 0
DRAWN THRU PGM YR:	5,000.00	NATIVE HAWAIIAN/OTHER PACIFIC ISLANDER:	0 0
DRAWN IN PGM YR:	5,000.00	AMERICAN INDIAN/ALASKAN NATIVE & WHITE:	0 0
		ASIAN & WHITE:	0 0
NUMBER OF PERSONS ASSISTED:		BLACK/AFRICAN AMERICAN & WHITE:	0 0
	TOTAL	AM.INDIAN/ALASKAN NATIVE & BLACK/AFRICAN AM:	0 0
TOT EXTREMELY LOW:	19	OTHER MULTI-RACIAL:	2 2
TOT LOW:	3		
TOT MOD:	2		
TOT NON LOW MOD:	1	TOTAL:	25 2
TOTAL:	25		

IDIS - C04PR03 DATE: 08-07-09
 CDBG ACTIVITY SUMMARY REPORT (GPR) FOR PROGRAM YEAR 2008
 07-01-2008 TO 06-30-2009
 NEWPORT BEACH, CA

PERCENT LOW / MOD: 100.00
 TOTAL FEMALE HEADED: 0

ACCOMPLISHMENTS BY YEAR:

REPORT YEAR	PROPOSED TYPE	PROPOSED UNITS	ACTUAL TYPE	ACTUAL UNITS
2008	01 - PEOPLE (GENERAL)	80	01 - PEOPLE (GENERAL)	129
TOTAL:		80		129

ACCOMPLISHMENT NARRATIVE: 1ST QTR: 94 NEWPORT BEACH CLIENTS SERVED
 2ND QTR: 9 NEWPORT BEACH CLIENTS SERVED
 3RD QTR: 21 NEWPORT BEACH CLIENTS SERVED
 4TH QTR: 5 NEWPORT BEACH CLIENTS SERVED
 FY TOTAL: 129 NEWPORT BEACH CLIENTS SERVED MOVING THEM FROM CRISIS TO
 STABILITY AND SELF-SUFFICIENCY.

EXTENDED ACTIVITY NARRATIVE: *****

PGM YEAR: 2008	OBJECTIVE: CREATE SUITABLE LIVING ENVIRONMENTS
PROJECT: 0005 - SOUTH COUNTY SENIOR SERVICES, INC.: MOBILE MEALS	OUTCOME: AVAILABILITY/ACCESSIBILITY
ACTIVITY: 182 - SO. COUNTY SENIOR SERVICES-MOBILE MEALS	MATRIX CODE: 05A REG CITATION: 570.201(E) NATIONAL OBJ: LMC
STATUS: UNDERWAY	

LOCATION:	DESCRIPTION:
SOUTH COUNTY SENIOR SERVICES, INC. 24300 EL TORO ROAD SUITE 2000 LAGUNA WOODS, CA 92637	PROVIDE HOME DELIVERED MEALS TO HOMEBOUND SENIOR CITIZENS WHO ARE UNABLE TO PREPARE MEALS FOR THEMSELVES DUE TO AGE, ILLNESS, OR DISABILITY.

FINANCING:	TOTAL #	#HISPANIC
INITIAL FUNDING DATE: 10-24-08	WHITE: 153	1
ACTIVITY ESTIMATE: 28,348.00	BLACK/AFRICAN AMERICAN: 1	0
FUNDED AMOUNT: 28,348.00	ASIAN: 0	0
UNLIQ OBLIGATIONS: 0.00	AMERICAN INDIAN/ALASKAN NATIVE: 0	0
DRAWN THRU PGM YR: 21,261.00	NATIVE HAWAIIAN/OTHER PACIFIC ISLANDER: 0	0
DRAWN IN PGM YR: 21,261.00	AMERICAN INDIAN/ALASKAN NATIVE & WHITE: 0	0
	ASIAN & WHITE: 0	0
NUMBER OF PERSONS ASSISTED:	BLACK/AFRICAN AMERICAN & WHITE: 0	0
TOTAL	AM. INDIAN/ALASKAN NATIVE & BLACK/AFRICAN AM: 0	0
TOT EXTREMELY LOW: 76	OTHER MULTI-RACIAL: 0	0
TOT LOW: 31		

CDBG ACTIVITY SUMMARY REPORT (GPR) FOR PROGRAM YEAR 2008
 07-01-2008 TO 06-30-2009
 NEWPORT BEACH, CA

TOT EXTREMELY LOW:	0	OTHER MULTI-RACIAL:	0	0
TOT LOW:	0			
TOT MOD:	0			
TOT NON LOW MOD:	0	TOTAL:	0	0
TOTAL:	0			
PERCENT LOW / MOD:	0.00			
TOTAL FEMALE HEADED:	0			

ACCOMPLISHMENTS BY YEAR:

REPORT YEAR	PROPOSED TYPE	PROPOSED UNITS	ACTUAL TYPE	ACTUAL UNITS
2008		0		0
TOTAL:		0		0

ACCOMPLISHMENT NARRATIVE: LOAN PAYMENT COMPLETED DURING FY 08-09

EXTENDED ACTIVITY NARRATIVE: *****

TOTAL ACTIVITY ESTIMATE	:	600,495.65
TOTAL FUNDED AMOUNT	:	600,495.65
TOTAL AMOUNT DRAWN THRU PGM YR	:	568,444.46
TOTAL AMOUNT DRAWN IN PGM YR	:	503,616.81

IDIS - C04PR26 DATE: 09-10-09
 CDBG FINANCIAL SUMMARY FOR PROGRAM YEAR 2008
 07-01-2008 TO 06-30-2009

PART I: SUMMARY OF CDBG RESOURCES			
01	UNEXPENDED CDBG FUNDS AT END OF PREVIOUS PROGRAM YEAR		564,208.32
02	ENTITLEMENT GRANT		355,659.00
03	SURPLUS URBAN RENEWAL		0.00
04	SECTION 108 GUARANTEED LOAN FUNDS		0.00
05	CURRENT YEAR PROGRAM INCOME		0.00
06	RETURNS		0.00
07	ADJUSTMENT TO COMPUTE TOTAL AVAILABLE		0.00
08	TOTAL AVAILABLE (SUM, LINES 01-07)		919,867.32
PART II: SUMMARY OF CDBG EXPENDITURES			
09	DISBURSEMENTS OTHER THAN SECTION 108 REPAYMENTS AND PLANNING/ADMINISTRATION		268,245.67
10	ADJUSTMENT TO COMPUTE TOTAL AMOUNT SUBJECT TO LOW/MOD BENEFIT		0.00
11	AMOUNT SUBJECT TO LOW/MOD BENEFIT (LINE 09 + LINE 10)		268,245.67
12	DISBURSED IN IDIS FOR PLANNING/ADMINISTRATION		71,131.00
13	DISBURSED IN IDIS FOR SECTION 108 REPAYMENTS		196,253.20
14	ADJUSTMENT TO COMPUTE TOTAL EXPENDITURES		0.00
15	TOTAL EXPENDITURES (SUM, LINES 11-14)		535,629.87
16	UNEXPENDED BALANCE (LINE 08 - LINE 15)		384,237.45
PART III: LOWMOD BENEFIT THIS REPORTING PERIOD			
17	EXPENDED FOR LOW/MOD HOUSING IN SPECIAL AREAS		0.00
18	EXPENDED FOR LOW/MOD MULTI-UNIT HOUSING		0.00
19	DISBURSED FOR OTHER LOW/MOD ACTIVITIES		268,245.67
20	ADJUSTMENT TO COMPUTE TOTAL LOW/MOD CREDIT		0.00
21	TOTAL LOW/MOD CREDIT (SUM, LINES 17-20)		268,245.67
22	PERCENT LOW/MOD CREDIT (LINE 21/LINE 11)		100.00%
LOW/MOD BENEFIT FOR MULTI-YEAR CERTIFICATIONS			
23	PROGRAM YEARS(PY) COVERED IN CERTIFICATION	PY	PY
24	CUMULATIVE NET EXPENDITURES SUBJECT TO LOW/MOD BENEFIT CALCULATION		0.00
25	CUMULATIVE EXPENDITURES BENEFITING LOW/MOD PERSONS		0.00
26	PERCENT BENEFIT TO LOW/MOD PERSONS (LINE 25/LINE 24)		0.00%
PART IV: PUBLIC SERVICE (PS) CAP CALCULATIONS			
27	DISBURSED IN IDIS FOR PUBLIC SERVICES		53,348.00
28	PS UNLIQUIDATED OBLIGATIONS AT END OF CURRENT PROGRAM YEAR		0.00
29	PS UNLIQUIDATED OBLIGATIONS AT END OF PREVIOUS PROGRAM YEAR		0.00
30	ADJUSTMENT TO COMPUTE TOTAL PS OBLIGATIONS		0.00
31	TOTAL PS OBLIGATIONS (LINE 27 + LINE 28 - LINE 29 + LINE 30)		53,348.00
32	ENTITLEMENT GRANT		355,659.00
33	PRIOR YEAR PROGRAM INCOME		0.00
34	ADJUSTMENT TO COMPUTE TOTAL SUBJECT TO PS CAP		0.00

IDIS - C04PR26 DATE: 09-10-09
 CDBG FINANCIAL SUMMARY FOR PROGRAM YEAR 2008
 07-01-2008 TO 06-30-2009

	35 TOTAL SUBJECT TO PS CAP (SUM, LINES 32-34)	355,659.00
	36 PERCENT FUNDS OBLIGATED FOR PS ACTIVITIES (LINE 31/LINE 35)	15.00%
PART V:	PLANNING AND ADMINISTRATION (PA) CAP	
	37 DISBURSED IN IDIS FOR PLANNING/ADMINISTRATION	71,131.00
	38 PA UNLIQUIDATED OBLIGATIONS AT END OF CURRENT PROGRAM YEAR	0.00
	39 PA UNLIQUIDATED OBLIGATIONS AT END OF PREVIOUS PROGRAM YEAR	0.00
	40 ADJUSTMENT TO COMPUTE TOTAL PA OBLIGATIONS	0.00
	41 TOTAL PA OBLIGATIONS (LINE 37 + LINE 38 - LINE 39 +LINE 40)	71,131.00
	42 ENTITLEMENT GRANT	355,659.00
	43 CURRENT YEAR PROGRAM INCOME	0.00
	44 ADJUSTMENT TO COMPUTE TOTAL SUBJECT TO PA CAP	0.00
	45 TOTAL SUBJECT TO PA CAP (SUM, LINES 42-44)	355,659.00
	46 PERCENT FUNDS OBLIGATED FOR PA ACTIVITIES (LINE 41/LINE 45)	20.00%

LINE 17 DETAIL: ACTIVITIES TO CONSIDER IN DETERMINING THE AMOUNT TO ENTER ON LINE 17
 NONE FOUND

LINE 18 DETAIL: ACTIVITIES TO CONSIDER IN DETERMINING THE AMOUNT TO ENTER ON LINE 18
 NONE FOUND

LINE 19 DETAIL: ACTIVITIES INCLUDED IN THE COMPUTATION OF LINE 19

PGM	PROJ	IDIS	MATRIX	NTL	DRAWN AMOUNT	
YEAR	ID	ACT ID	CODE	OBJ		

2006	0010	168	ADA SIDEWALK IMPROVEMENTS	03L	LMA	15,920.10
2006	0010	168	ADA SIDEWALK IMPROVEMENTS	03L	LMA	34,168.30
2006	0010	168	ADA SIDEWALK IMPROVEMENTS	03L	LMA	4,387.60
2007	0007	176	ADA SIDEWALK IMPROVEMENTS - AMENDED	03L	LMA	18,753.00
2007	0007	176	ADA SIDEWALK IMPROVEMENTS - AMENDED	03L	LMA	94,546.86
2007	0007	176	ADA SIDEWALK IMPROVEMENTS - AMENDED	03L	LMA	12,221.81
2007	0007	176	ADA SIDEWALK IMPROVEMENTS - AMENDED	03L	LMA	11.33
2008	0003	180	HUMAN OPTIONS; COMMUNITY RESOURCE CENTER	05G	LMC	1,626.77
2008	0003	180	HUMAN OPTIONS; COMMUNITY RESOURCE CENTER	05G	LMC	1,746.46
2008	0003	180	HUMAN OPTIONS; COMMUNITY RESOURCE CENTER	05G	LMC	1,626.77
2008	0004	181	FAMILIES FORWARD: TRANSITIONAL HOUSING	03T	LMC	2,605.00
2008	0004	181	FAMILIES FORWARD: TRANSITIONAL HOUSING	03T	LMC	7,395.00
2008	0005	182	SO. COUNTY SENIOR SERVICES-MOBILE MEALS	05A	LMC	7,087.00
2008	0005	182	SO. COUNTY SENIOR SERVICES-MOBILE MEALS	05A	LMC	7,087.00
2008	0005	182	SO. COUNTY SENIOR SERVICES-MOBILE MEALS	05A	LMC	7,087.00
2008	0005	182	SO. COUNTY SENIOR SERVICES-MOBILE MEALS	05A	LMC	7,087.00
2008	0006	183	SPIN - SUBSTANCE ABUST TREATMENT	05F	LMC	5,486.14
2008	0006	183	SPIN - SUBSTANCE ABUST TREATMENT	05F	LMC	1,246.37

IDIS - C04PR26 DATE: 09-10-09
CDBG FINANCIAL SUMMARY FOR PROGRAM YEAR 2008
07-01-2008 TO 06-30-2009

2008	0006	183	SPIN - SUBSTANCE ABUST TREATMENT	05F	LMC	1,340.88
2008	0006	183	SPIN - SUBSTANCE ABUST TREATMENT	05F	LMC	1,926.61
2008	0007	184	ADA SIDEWALK IMPROVEMENTS	03L	LMA	34,888.67

TOTAL:						268,245.67



APPENDIX “F” CHECKLIST

APPENDIX "F": COMPLIANCE CHECKLIST

The City's Consolidated Annual Performance Evaluation Report (CAPER) must comply with several federal regulations. This appendix is designed to aid the City's representative document that the report is in full compliance with the regulations.

THE SUBMISSION

Was the statutory submission deadline met?

Yes *No

Was the Financial Summary (IDIS Report number C04PR26) provided?

Yes No - grantee notified, summary received _____

Did the report cover the appropriate program year?

Yes No - grantee notified, correct report received _____

Does the report identify CPD entitlement funds?

Yes *No See Executive Summary Table page ii.

Does the report identify all known Federal/HUD resources available to the grantee (including SNAPs)?

Yes *No See Executive Summary Table page ii.

* Correct information noted and/or requested in PYR letter.

NARRATIVES - GENERAL

Does the Three/Five Year Goals and Objectives assessment relate back to Strategic Consolidated Plan objectives?

Yes *No See Executive Summary Table pg. i & General Narrative, (pg. 1)

Does the report address High Priority Needs?

Yes *No See Executive Summary Table pg. i & General Narrative, (pg. i)

Does the Affordable Housing Evaluation include the number of extremely low, low, and moderate-income renter and owner households assisted during the reporting period?

Yes *No See Specific Housing Objectives, pg. 20, response to question #1

Does the Affordable Housing Evaluation include the number of households assisted with housing that meets the Section 215 definition of affordable housing for rental and home ownership?

Yes *No See Specific Housing Objectives, pg. 20, response to question #2

Section 215 Affordable Housing. 1. Rental Housing: A rental housing unit is considered to be an affordable housing unit if it is occupied by a low-income household or individual and bears a rent that is the lesser of a) the existing section 8 fair market rent for comparable units in the area or b) 30 percent of the adjusted income of a household whose income equals 65 percent of the median income for the area, except that HUD may establish

income ceilings higher or lower than 65 percent of the median because of prevailing level of construction costs or fair market rents, or unusually high or low family incomes. 2. Homeownership: a) housing that is for purchase, with or without rehab., qualifies as affordable housing if it 1) is purchased by a low income first time homebuyer who will make the housing his or her principal residence and 2) has a sale price which does not exceed the mortgage limit for the type of single family housing for the area under HUD's single family insuring authority under the National Housing Act. b) housing that is to be rehabilitated, but is already owned by a household when assistance is provided, qualifies as affordable if the housing 1) is occupied by a low - income household which uses the housing as its principal residence, and 2) has a value, after rehabilitation, that does not exceed the mortgage limit for the type of single family housing for the area as described in 2a) above.

Note: these definitions apply for the purposes of enumerating the number of households assisted with housing meeting the 215 affordable housing definition regardless of the Federal funding source used in support of that housing.

Was there a comparison of actual accomplishments with proposed goals for the reporting period?

Yes *No See General Narrative, response to question #1 on pg. 1.

Were there efforts to address worse case needs?

Yes *No See Specific Housing Objectives, response to question #3, pg. 21

Were there efforts to address the needs of persons with disabilities?

Yes *No See Monitoring, response to question #3, pg. 30

CONTINUUM OF CARE STRATEGY

Does the CAPER identify actions taken at all points along the continuum from prevention and outreach through emergency, transitional, and permanent housing?

Yes *No See Homeless Needs, response to questions #1 & 2, pgs. 22-24

Other Actions addressed, include:

Actions taken to address obstacles to meeting underserved needs;

Yes *No See General Narrative, response to question #4, pg. 7.

Fostering and maintaining affordable housing;

Yes *No See Housing Needs, response to question #1, pg. 19

Eliminating barriers to affordable housing;

Yes *No See Barriers to Affordable Housing, pg. 21

Overcoming gaps in institutional structures and enhancing coordination;

Yes *No See Institutional Structure, pg. 12

Improving public housing and resident initiatives;

Yes *No N/A See Public Housing Strategy, pg. 21

Evaluating and reducing lead based paint hazards;

Yes *No See Lead-Based Paint, pg. 18

Ensuring compliance with program and comprehensive planning requirements; and

Yes *No See Managing the Process, pg. 9

Reducing the number of persons living below the poverty level.

Yes *No **See Anti Poverty Strategy, pg. 29**

Did the submission include a description of the Leveraging of other public and private resources as indicated in the Plan, including how any matching requirements were satisfied?

Yes *No **See Leveraging Resources, pg. 8**

Was a Summary of Citizen Comments included in the submission?

Yes *No **See Citizen Participation, pg. 10**

Did the report include a Self-evaluation?

Yes *No **See Self Evaluation, response to question #3, pgs. 15-17**

Affirmatively Furthering Fair Housing evaluated by FHEO Division, all grantees. No review undertaken.

**Correct information noted and/or requested in PYR letter.*

CDBG ENTITLEMENT NARRATIVES

Did the submission include an Assessment of the Relationship of CDBG Funds to the high priority needs/objectives in the plan, including an evaluation of the extent to which CDBG funds were used to benefit LMI persons?

Yes *No **See Community Development, response to question #1, pg. 25**

Did Narratives also include:

An explanation of the nature of and reasons for any changes in program objectives, and an indication of how the jurisdiction would change its program as a result of its experience?

Yes *No **See Changes in Program Objectives, response to question #2, pg. 25**

An evaluation of the extent to which CDBG funds were used to benefit LMI persons?

Yes *No **See Community Development Objectives, response to #1, pg. 25**

Assessment of Efforts Made in Carrying Out Planned Actions described in the Consolidated Plan includes a narrative or other information which indicates that:

The grantee pursued all resources indicated in the Consolidated Plan.

Yes *No **See response to question #3, pg. 26**

Certifications for consistency were provided for other HUD programs.

Yes *No N/A **See response to question #3, pg. 26**

The grantee did not hinder plan implementation by action or willful inaction.

Yes *No **See response to question #3, pages 26**

Did the grantee indicate that it has carried out activities that involved acquisition, rehabilitation or demolition of occupied property triggering the Uniform Relocation Act?

*Yes **No N/A (no activities)

*Yes: The grantee submitted narratives which identify:

The steps taken to minimize the amount of displacement resulting from the CDBG-assisted activities.

Yes **No N/A (no activities)

Steps taken to identify households, businesses, farms or nonprofit organizations who occupied properties subject to the relocation Act; whether or not they were displaced, and; the nature of their needs and preferences.

Yes **No N/A (no activities)

Steps taken to endure the timely issuance of information notices.

Yes **No N/A (no activities)

Did the grantee carry out Economic Development Activities during the reporting period?

*Yes No

*Yes: Job Creation/Retention

Economic development jobs as applicable were made available to low- or moderate-income persons.

Yes *No N/A (job creation/retention objective not employed)

A narrative of actions taken by the grantees and the businesses to ensure first consideration was or will be given to low/mod persons has been provided.

Yes **No N/A (job creation/retention objective not employed)

A listing by job title of all permanent jobs created/retained and those that were made available to low/mod persons has been provided.

Yes **No N/A (job creation/retention objective not employed)

Were jobs claimed as being available to low/mod persons that require special skills, work experience, or education?

*Yes No N/A

Did the grantee include a description of the steps being taken or that will be taken to meet this requirement?

Yes **No N/A

Did the grantee undertake activities that serve Limited Clientele not falling within one of the categories of presumed limited clientele low/mod benefit?

*Yes **No ***Can't Tell

*Yes: the grantee provided a narrative description explaining how the nature, location, or other information demonstrates the activities benefit a limited clientele at least 51% of who are low- and moderate-income.

Yes **No See response to question #7, pg. 27

Did the grantee undertake activities during the program year which generated Program Income to revolving funds; from float funded activities; from the sale of real property; other loan repayments; prior period adjustments; loans outstanding or written off; parcels of CDBG-acquired property available for sale; or lump sum drawdown payments?

*Yes No **Can't Tell See response to question #8, pg. 27

*Yes: narrative information provided:

a) the amount of program income which was returned to each revolving fund; b) the amount repaid on each float funded activity; c) all other loan repayments broken down by the categories of housing rehabilitation, economic development, or other; and d) the amount of income received from the sale of property by parcel.

Yes (A B C D) **No (A B C D)

Prior Period Adjustments: were reimbursements made this reporting period for expenditures that have been disallowed?

*Yes No N/A

*Yes: the grantee included narrative information that includes: a) the activity name and number as shown in IDIS; b) the amount returned to the line of credit or program account; and c) if the reimbursement is to be made over multi-year payments, the total amount to be reimbursed and the time period over which the reimbursement is to be made.

Yes (A B C) **No (A B C)

Loans and Other Receivables

*Yes No N/A

Yes: The narrative for Loans and Other Receivables identified: a) Float Funded activities outstanding as of the end of the reporting period; b) the total amount of loans outstanding and the principal balance owed as of the end of the reporting period; c) parcels acquired or improved with CDBG funds that are available for sale as of the end of the reporting period; and d) the number and amount of loans in default for which the balance was forgiven or written off during the reporting period.

Yes (A B C D) **No (A B C D)

Lump Sum Agreements

*Yes No N/A

*Yes: Information regarding a) the name of the financial institution; b) date the funds were deposited; c) date the use of funds commenced; and d) the percentage of funds disbursed within 180 days of deposit in the institution was provided.

Yes (A B C D) **No (A B C D) Does the grantee have CDBG funded Rehabilitation Programs with completed projects or units?

*Yes No (no CDBG funded Rehab. Program N/A (no completed projects or units

*Yes: the submission includes: a) a narrative description that identifies the type of program and the number of properties/units completed for each; and b) the total CDBG and other public and private funds involved in the project.

Yes (A B) **No (A B)

NRSA Does the grantee have an approved neighborhood revitalization strategy?

*Yes No

*Yes: A report of progress against benchmarks was included in the CAPER.

Yes **No

** Correct information noted and/or requested in PYR letter.

WORKSHEETS

Eligibility/national objective, primary objective, planning and administration, and public service worksheets are completed and attached.

HOME PJ Worksheet Attached: Yes No - not a HOME PJ

ESG Worksheet Attached: Yes No - not a recipient of ESG funds

HOPWA Worksheet: Yes No - not a HOPWA grantee

CPD Representative / date

ELIGIBILITY / NATIONAL OBJECTIVE WORKSHEET

Review each activity listed on the Activity Summary and CAPER Report to determine if the activities are eligible and meet the national objective. Determine if appropriate matrix codes have been utilized and if all criteria for funding have been met.

Use this review sheet to list questionable activities for follow-up. After consulting with the grantee, enter the result here. Reclassify any misclassified activities, identify any ineligible activities, and take appropriate corrective or remedial action.

PRIMARY OBJECTIVE - OVERALL BENEFIT CALCULATION

If national objective codes are incorrect on IDIS reports, please utilize this form to confirm overall benefit. Do the calculation shown below to determine whether the grantee met its certification that at least 70 percent of all CDBG funds expended during one, two, or three consecutive program years, as specified, were for activities benefiting L/M persons. Where the certification is not met, ask for further information and, when necessary, take corrective or remedial action.

To calculate the level of overall benefit this year:

1. Figure the amount subject to program benefit:

a. Enter the activity expenditures (on line 15 of IDIS Report number C04PR26)

\$ _____

b. Subtract P&A expenditures (line 12 of IDIS Report number C04PR26)

\$ _____

c. Equals expenditures subject to overall benefit calculation \$ _____

2. Figure the percentage of expenditures benefiting L/M Persons:

a. Enter amount of expenditures benefiting L/M Persons (line 19 IDIS Report number C04PR26)

\$ _____

b. Divide by amount subject to program benefit (enter line 1.c). \$ _____

c. Equal the percentage of expenditures benefiting L/M Persons. \$ _____

3. Compare the percentage with the overall benefit standard:

The percentage should be greater than or equal to 79%, if the grantee chose a one year certification period. Yes No

For two or three year certification periods

Total the cumulative expenditures subject to program benefit and divide by the cumulative expenditures directly benefiting L/M persons (low mod area, limited clientele, housing, and jobs). Ensure that progress is being made towards meeting the requirement within the certification period.

Certification period **1 2 3** years; and program years as identified in the _____.

Certifications: _____, _____,

CAPER Certification period 1 years;

Program Year	Cumulative Program Expenditures	Direct Benefit Expenditures
--------------	---------------------------------	-----------------------------

_____	_____	_____
_____	_____	_____
_____	_____	_____

Cumulative totals: _____ / _____

Percentage: _____

PLANNING AND ADMINISTRATIVE COST CAP WORKSHEET

If IDIS matrix codes are incorrect on any planning and administrative activity, you must verify planning and administrative costs utilizing this form. Calculate the level of planning and administrative cost expenditures according to the steps below. The grantee is required to be within the 20 percent cap. If the grantee has exceeded the cap, ask for further information and, when necessary, take corrective or remedial action.

1. Figure the expenditures cap;

- a. Enter the grant and program income amount (line 2, plus line 5 in IDIS Report number C04PR26) \$ _____
- b. Multiply by 20 percent _____ X _____ .20
- c. Equals the cap \$ _____

2. Figure this year's P&A expenditures:

- a. Enter total of expenditures for planning & administration (Part II line 12 of IDIS Report number C04PR26) \$ _____
- b. Enter total of planning and administrative current year unliquidated obligations (Part V, line 38 of IDIS Report number C04PR26) \$0 _____
- c. Add lines 2.a. and 2.b. \$ _____
- d. Enter total of planning and administrative prior year unliquidated obligations (Part V, line 39 of IDIS Report number C04PR26) \$0 _____
- e. Subtract line 2.d. from 2.c. \$ _____

3. Compare cap (on line 1.c.) with P&A expenditures (on line 2.e.):

- a. Cap exceeded? Yes No If Yes, amount (line 2.e. minus 1.c.) \$ _____
- b. Divide line 2.e. by line 1.a.
P&A expenditures are less than the cap or equal to it _____ 20 _____ %
P&A expenditures exceed the cap _____ %

PUBLIC SERVICE COST CAP WORKSHEET

If matrix codes for public service activities are incorrect on IDIS activity reports, please utilize this form to verify the public service cap calculation. Calculate the level of public service obligations according to the steps below. The grantee is required to be within the 15 percent cap. If the grantee has exceeded the cap, ask for further information and, when necessary, take corrective or remedial action.

1. Figure the obligations cap:

- a. Enter the grant amount (line 2 of IDIS Report number C04PR26)\$ _____
- b. Multiply by 15 percent (or by the alternative percentages, if applicable, as described in the note below) $\underline{\quad X \quad} \underline{\quad .15 \quad}$
- c. Amount $\$ \underline{\quad \quad \quad}$
- d. Enter the amount of program income received in the preceding program year (line 33 of IDIS Report number C02PR26) $\$ \underline{\quad \quad \quad}$
- e. Multiply by 15 percent $\underline{\quad \quad \quad} \underline{\quad X \quad} \underline{\quad .15 \quad}$
- f. Amount $\$ \underline{\quad \quad \quad}$
- g. Total of lines 1.c. and 1.f. equals the cap $\$ \underline{\quad \quad \quad}$

2. Figure this year's public service obligations:

- a. Enter total of public service expenditures (Part IV, line 27 of IDIS Report number C04PR26) $\$ \underline{\quad \quad \quad}$
- b. Enter total of public service unliquidated obligations (Part IV, line 28 of IDIS Report number C04PR26) $\$ \underline{\quad \quad \quad}$
- c. Add lines 2.a. and 2.b. $\$ \underline{\quad \quad \quad}$
- d. Enter last year's public service unliquidated obligations (Part IV, line 29 of IDIS Report number C04PR26) $\$ \underline{\quad \quad \quad}$
- e. Subtract line 2.d. from line 2.c. $\$ \underline{\quad \quad \quad}$

3. Compare cap (on line 1.g.) with obligations (on line 2.e.):

- a. Cap exceeded? Yes No If Yes, amount (2.e. minus 1.g.): \$ _____
- b. Add lines 1.a. and 1.d. Divide line 2.e. by sum of line 1.a. and 1.d.
Obligations are less than the cap or equal to it _____ 15 _____ %
Obligations exceed the cap _____ %