



City of Newport Beach

**PY 2007-2008
Consolidated Annual Performance
and Evaluation Report**

September 2008





CITY OF NEWPORT BEACH

P.O. BOX 1768, NEWPORT BEACH, CA 92659-1768

September 29, 2008

Mr. William Vasquez, Director
Community Planning and Development Department
U.S. Department of Housing and Urban Development
611 W. Sixth Street, Suite 800
Los Angeles, CA 90017

Re: P.Y. 2007-2008 Consolidated Annual Performance and Evaluation Report (CAPER)

Dear Mr. Vasquez:

On behalf of the City of Newport Beach, I am pleased to submit one original and two copies of the 2007-2008 Consolidated Annual Performance and Evaluation Report (CAPER).

Should you require additional information or clarification regarding this plan submittal, please contact me at (909) 476-6006 ext. 103.

Sincerely,

Rudy E. Munoz
CDBG Consultant

C: Patricia Brown, CPD Representative, U.S. Dept. of Housing and Urban Development
Katie Bowden, Economic Development Coordinator, City of Newport Beach

**City of Newport Beach
2007-2008 Consolidated Annual
Performance and Evaluation Report**

Table of Contents

EXECUTIVE SUMMARY	i
I. GENERAL NARRATIVE	1
Assessment of One-Year Funding Objectives and Strategies.....	1
Changes to Program	2
Affirmatively Furthering Fair Housing	2
Actions Taken to Address Obstacles in Meeting Underserved Needs	6
Leveraging Resources	6
II. MANAGING THE PROCESS	7
III. CITIZEN PARTICIPATION	8
IV. INSTITUTIONAL STRUCTURE	10
V. MONITORING	11
VI. LEAD-BASED PAINT	16
VII. HOUSING	17
Housing Needs	17
Specific Housing Objectives	18
Public Housing Strategy.....	19
Barriers to Affordable Housing	19
VIII. HOMELESS NEEDS	20
Specific Homeless Prevention Elements	22
IX. COMMUNITY DEVELOPMENT	23
X. ANTI POVERTY STRATEGY	27
XI. NON-HOMELESS SPECIAL NEEDS	28
XII. OTHER NARRATIVE	29
APPENDICES:	
A. Summary of Annual Objectives (CPMP Excel Tables)	
B. Project Summaries (CPMP Excel Tables)	
C. Proof of Public Notice	
D. Map (Newport Beach Eligible CDBG Areas)	
E. IDIS Reports	
1. HUD Grants and Program Income Report	
2. Summary of Consolidated Plan Projects for Program Year 2007-2008	
3. Summary of Accomplishments for Program Year 2007-2008	
4. Grantee Performance Report for Program Year 2007-2008	
5. CDBG Financial Summary for Program Year 2007-2008	
F. CAPER Checklist	



EXECUTIVE SUMMARY

Executive Summary

This report is the Third Year Consolidated Annual Performance and Evaluation Report (CAPER) which outlines the City's progress in meeting the goals and objectives outlined in the City's Five-Year Consolidated Plan for fiscal years 2005 – 2009. The Strategic Plan objectives and goals in the Five-Year Consolidated Plan are summarized below, including the achievement for program year (PY) 2007-2008.

STRATEGIC PLAN OBJECTIVES	FIVE-YEAR GOALS	PY 2007-08 ACHIEVEMENTS
Foster & Maintain Affordable Housing		
Increase supply of affordable housing units through new construction	120 households	0 households
Maintain current level of Section 8 Vouchers & rent restricted units	133 households	700 households
Ensure universal access to fair housing	1,525 households	126 households
Special Needs Population Objectives		
Increase accessibility to public facilities	3 public facilities	1 public facility
Improve supportive services to elderly residents	350 persons	147 persons
Improve supportive services to those with substance addictions	25 persons	11 persons
Improve supportive services to those living with HIV / AIDS	200 persons	0 person
Homeless Objectives		
Preserve the supply of emergency and transitional units available	1,250 persons	33 persons
Assist homeless and those at risk of homelessness	300 persons	134 persons
Assist homeless battered women and children	250 persons	14 persons
Community Development Objectives		
Eliminate blight, blighting influences, and prevent deterioration of property	2,500 households	497 households
Improve health and safety through rehabilitation of community facilities	3 public facilities	1 public facility
Preserve neighborhoods and provide economic empowerment to lower income residents	3 public facilities	1 public facility

A detailed breakdown of the three year accomplishments using CDBG funds can be found in the Summary of Annual Objectives in Appendix "A".

Development of the 2007-2008 CAPER

As required by the United States Department of Housing and Urban Development (HUD), the City of Newport Beach has prepared the Consolidated Annual Performance and Evaluation Report (CAPER) for public review and comment prior to its submittal to HUD. This document contains an assessment of the City's performance in meeting Fiscal Year 2007-2008 One-Year Action Plan. To the greatest extent feasible, the data collection efforts required by the CAPER reflect information for housing and community development projects that occurred in the City's jurisdiction, even if the City was not the lead agency.

Citizen Participation

As a prerequisite to submitting its Consolidated Annual Performance and Evaluation Report, the City's Citizen Participation Plan and CDBG implementing regulation require that a public hearing be held to allow citizens and public service agencies an opportunity to express their views concerning the use of said funds. Said public hearing was held on September 23, 2008 before the Newport Beach City Council.

In addition, the draft 2007-2008 CAPER was made available to the general public for a period of 15 days in order to provide them with an opportunity to review the document. In compliance with the City's approved Citizen's Participation Plan and CDBG implementing regulation 24 CFR 92-105, a Public Notice was published to solicit public comments from interested citizens and to consider and approve the City's 2007-2008 CAPER. A copy of the published Public Hearing Notice can be found in Appendix "C".

Consultation

The City worked with several local agencies in the preparation of the 2007-2008 CAPER. These included Community Based Organizations, various departments at the City of Newport Beach, and the Fair Housing Council of Orange County.

Council Review and Public Hearing

On September 23, 2008, the City Council reviewed the 2007-2008 CAPER, allowed citizens an opportunity to comment on the draft CAPER and approved the 2007-2008 Newport Beach Consolidated Annual Performance and Evaluation Report.

Activities Undertaken

Table i -1 summarizes the source of funds used to implement projects undertaken with CDBG funds under the PY 2007-2008.

Table i-1
2007-2008 Program Year Sources of Funds

ID	Fund	Source	Amount
1.	2007-08 CDBG Entitlement	U.S. Dept of H.U.D.	\$370,332.00
2.	Unallocated Funds	U.S. Dept of H.U.D.	\$91,672.00
TOTAL SOURCES			\$462,004.00

Table i -2 summarizes the projects undertaken with CDBG funds under the PY 2007-2008

**Table i-2
2007-2008 Program Year Uses of Funds**

ID	Organization	Program /Project	Funded Amount
1.	City of Newport Beach	CDBG Administration	\$61,106.00
2.	Fair Housing Council	Fair Housing Services	\$12,960.00
3.	Human Options	Emergency Shelter for Battered Women	\$5,000.00
4.	O.C. Interfaith Shelter	Emergency/Transitional Shelter	\$10,000.00
5.	South County Senior Services	Home-Delivered Meal Program	\$27,550.00
6.	Serving People In Need	Substance Abuse Rehabilitation	\$13,000.00
7.	City of Newport Beach	ADA Sidewalk Improvements (1)	\$125,533.00
8.	City of Newport Beach	108 Loan Repayment	\$193,483.00
9.	Unallocated Funds		\$13,372.00
TOTAL USES			\$462,004.00

(1) Inclusive of Amendment No. 1 to 2007-2008 One-Year Action Plan approved by the City Council on April 22, 2008. Amendment transferred \$78,300 from the unallocated account to the ADA Sidewalk project.



I. GENERAL NARRATIVE

Third Program Year CAPER

I. GENERAL NARRATIVE

General Questions

1. *Assessment of the one-year goals and objectives:*
 - a. *Describe the accomplishments in attaining the goals and objectives for the reporting period.*
 - b. *Provide a breakdown of the CPD formula grant funds spent on grant activities for each goal and objective.*
 - c. *If applicable, explain why progress was not made towards meeting the goals and objectives.*

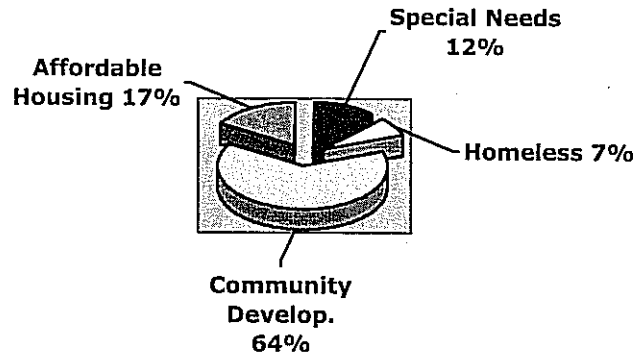
The City met with several local agencies concerning their accomplishments for the program year, including the Community Based Organizations, City of Newport Beach Public Works Department, and Fair Housing of Orange County. The City has made progress towards meeting the Strategic Plan goals of the Five Year Consolidated Plan (see Executive Summary *Strategic Plan Objectives Table*).

The City utilizes its allocation of Community Development Block Grant (CDBG) funds to address the Strategic Plan goals for Affordable Housing, Special Needs Populations, Homeless Objectives, Community Development Objectives, and some Housing Objectives. The majority of the Housing objectives, however, are met utilizing County and State funds, as well as the City's Community Redevelopment housing set-a-side funds. The specific accomplishments for the 2007-2008 program year concerning housing goals and objectives are discussed in Section VII, Housing.

The City successfully utilized its allocation of CDBG funds to exceed the annual goals established for the 2007-2008 program year (PY) as illustrated by the following achievements for the year:

Foster & Maintain Affordable Housing	One-Year Goals	PY Achievement
Increase supply through new construction	24 households	0
Maintain current level of Section 8 vouchers & rent restricted units	27 households	700
Ensure universal access to fair housing	305 persons	126 persons assisted
Special Needs Population Objectives	One-Year Goals	PY Achievement
Increase accessibility to public facilities	1 public facility	1 public facility
Improve supportive services to elderly residents	70 persons	147 persons assisted
Improve services to those with substance addictions	5 persons	11 persons assisted
Improve services to persons with HIV / AIDS	40 persons	0 person assisted
Homeless Objectives	One-Year Goals	PY Achievement
Preserve the supply of emergency & transitional shelters	250 persons	33 persons assisted
Assist homeless & those at risk of homelessness	60 persons	134 persons assisted
Assisted homeless battered women and children	50 persons	14 persons assisted
Community Development Objectives	One-Year Goals	PY Achievement
Eliminate blight & prevent deterioration of property	500 persons	497 persons
Improve health & safety through rehab of community facilities	1 public facility	1 public facility
Preserve neighborhoods & provide economic empowerment to lower-income residents	1 public facility	1 public facility

Percent of CDBG Funding By Strategic Plan Objectives



The pie chart above illustrates the percentage of CDBG expended to accomplish the various Strategic Plan objectives. The chart above does not include the administration expenditures as the City believes all administrative expenses contribute to the fulfillment of each strategic Plan objective.

2. *Describe the manner in which the recipient would change its program as a result of its experiences.*

The City would not change its program at this time. The City recently evaluated its capital improvement programs such as the Sidewalk Improvements. While this is a worthy program that increase accessibility for the purpose of creating a suitable living environment to the residents of Newport Beach, this program require significant amount of financial and staff resources to implement. The City has elected to carry-over funds from this PY to next year with the hopes of having greater resources available to make the program more viable.

3. *Affirmatively Furthering Fair Housing:*
 - a. *Provide a summary of impediments to fair housing choice.*
 - b. *Identify actions taken to overcome effects of impediments identified.*

In addition to developing a Consolidated Plan that addresses a broad range of housing and community development needs, the City also participates in the development of a regional plan with other Orange County cities called the "Analysis of Impediments to Fair Housing", or AI, to specifically address overcoming the barriers to fair housing found in the community. This study identifies impediments to fair housing and also recommended actions to take to overcome the effects of these impediments. The City's last AI was updated in 2006. The following is a list of impediments cited in the plan:

The following annual service report covers Fair Housing Actions taken from July 1, 2007 through June 30, 2008 and lists some actions to be taken in the year 2008-2009 by participating jurisdictions in this regional area.

This region has a well-established and effective private fair housing council that provides dynamic and comprehensive educational and enforcement programs to the local jurisdictions it serves. This example of public-private partnership continues as a model for other areas and is considered one of the best in the nation.

RECOMMENDATION: Local jurisdictions continue to support or operate fair housing services at their present level of effectiveness and responsiveness.

ACTION: This local jurisdiction contracted with an effective private fair housing council, Fair Housing Council of orange County (FHCOC), to provide comprehensive educational and enforcement programs to its residents.

MILESTONE: Provide fair housing education, counseling and enforcement services within this local jurisdiction.

IMPLEMENTATION During PY 2007-2008 FHCOC provided the following levels of service:

Fair Housing Community Education

Activities included conducting over 64 presentations averaging 45 participants at each one. Also, FHCOC published/distributed four fair housing newsletters, spoke at public meetings, and held training programs for consumers and professionals in the housing industry, such as real estate agents, property managers, owners, and lending institution. The agency also held a region-wide equal-housing opportunity theme contest that was open to all Orange County grade schools.

FHCOC maintains a positive relationship with both local Apartment Associations providing information and education through these partnerships.

FHCOC also has a relationship with the Orange County Association of Realtors (OCAR). Through this partnership FHCOC provides homebuyer education and an opportunity for participants to apply for OCAR's pro-bono program. This program was developed to assist a diverse cross population to experience the American Dream of homeownership. The only requirement to apply for this program is attendance at one of FHCOC's homebuyer education seminars. 80 applicants to the program closed escrow on their home during the program year.

Fair Housing Enforcement

Activities included responding to more than 3 housing discrimination complaints within the region. Responses included, as appropriate, investigation, testing, "portfolio testing" evaluation of the merits of fair housing claims, and when appropriate, conciliation and/or prosecution of meritorious housing discrimination cases.

Tenant Legal Assistance

Activities included legal assistance in about 123 housing court actions within the region, which involved important housing rights, such as eviction court cases involving issues of housing discrimination, substandard conditions, or retaliation for exercising a lawful right.

Housing Dispute Evaluation & Resolution

Activities included assisting more than 6,725 regional-households to objectively evaluate over 20,139 housing issues that were in dispute.

Mediation Program

Activities included resolving over 123 disputes through mediation or conciliation. Certified mediators assisted housing providers/consumers to reach agreements about their disputes without litigation. This program requires staffing an office in the Central Court House as well as providing mediation within the community.

FHCOC applied for and received FHIP funding to investigate the disparity in denial rates as evidenced by the HMDA data. The testing indicated that systemic discrimination occurs within some of the mortgage lenders within Orange County

RECOMMENDATION: Local jurisdictions provide funding for a proactive educational campaign focusing on the lending industry. It is important to ensure that lenders obtain education on fair housing laws prior to beginning strong enforcement action. However, this does not preclude enforcement action in cases involving intentional discriminatory actions or practices.

ACTION: FHCOC has developed and marketed lending industry training.

MILESTONE: The FHCOC has developed an education program marketed to the lending industry. The cost of presenting the education is covered by lending professionals attending the seminars.

IMPLEMENTATION: In PY 2007-2008 FHCOC continued the implementation of a marketing plan aimed at the lending sector.

Local jurisdictions do not have formal fair housing education systems in place for employees who impact fair housing issues, such as, planning/zoning staff, housing authority staff and code enforcement staff.

RECOMMENDATION: Local jurisdictions implement a policy that requires all employees whose positions impact fair housing issues attend formal fair housing training on an annual basis.

ACTION: During PY 2007-2008 FHCOC provided fair housing training sessions open to all local government staff at a non-profit rate. Flyers were distributed to local government offices.

MILESTONE: Scheduled and held the training sessions.

IMPLEMENTATION: FHCOC sent notices to city staff. City staff may attend the training as appropriate and receive certification of attendance.

Recent immigrant populations may not have adequate information regarding their basic housing rights, leading to increased opportunities for discrimination to go undetected. This will be an ongoing issue due to Orange County's high percentage of new immigrant populations.

RECOMMENDATION: Local Governments should provide education and outreach to service organizations that specifically assist new immigrant populations. This outreach should consist of educational opportunities as well as written information to educate staff members and pieces that can be provided to their clients.

ACTION: The FHCOC provides written materials in three languages for use by local jurisdictions and other service providers. It also had a special outreach project

to immigrant populations in low-income neighborhoods to assist in informing and organizing the populations.

MILESTONE: Continue to distribute written materials and community education services. Current funding does not exist to continue the outreach project.

IMPLEMENTATION: FHCOC will continue to distribute its quarterly newsletter and other materials to service providers, the housing industry and the public.

Insurance Companies may be targeting certain zip codes for higher rates of denial or different terms and conditions. This issue was beyond the scope of this AI and as such, no verifiable evidence of differential treatment exists.

RECOMMENDATION: Local jurisdictions may choose to conduct an audit of local insurance carriers to determine if this is a problem, and if so, isolate the basis for the higher denial rates.

ACTION: FHCOC is able to conduct this audit with proper funding. Currently funding for this project is not available.

MILESTONE: Conduct an audit of selected zip codes during the next fiscal year if funding for such a project can be obtained.

IMPLEMENTATION: Review demographic data to determine areas in which high numbers of minority populations live and conduct a testing audit of insurance carriers. Review and analyze the audit results.

Local entitlement jurisdictions have distinct and independent policies and programs affecting housing development.

RECOMMENDATION: Local governments continue to monitor and review their local policies and programs in regard to fair housing concerns. Jurisdictions should consider requiring all potential recipients of government funds for housing related programs to assist the jurisdiction to affirmatively further fair housing.

ACTION: This local jurisdiction monitored and reviewed its policies to insure compliance with fair housing laws. The jurisdiction required all potential recipients of government funds for housing related programs to assist the jurisdiction affirmatively further fair housing.

MILESTONE: Local governments will include a requirement for all recipients of federal funds to assist in affirmatively furthering fair housing.

IMPLEMENTATION: Local governments will include the requirement in all contracts involving federal money.

Additional Activities

During PY 2007-2008 FHCOC implemented its FHIP project. Activities focused on immigrant populations, especially those with limited English proficiency. The recently begun activities focused on discrimination affecting persons with disabilities, which was an area that did not receive much focus during the preparation of the 2005 Analysis of Impediments.

4. Describe Other Actions in Strategic Plan or Action Plan taken to address obstacles to meeting underserved needs.

According to the Consolidated Plan, one of the most undeserved needs in the City is affordable housing to families of extremely low, very low and low income. The City has identified the lack of developable sites, high land costs and limited funding as obstacles to affordable housing. The City has previously adopted policies to overcome these obstacles and to encourage affordable housing production by providing density bonuses and fee waivers.

5. Leveraging Resources

- a. Identify progress in obtaining "other" public and private resources to address needs.*
- b. How Federal resources from HUD leveraged other public and private resources.*
- c. How matching requirements were satisfied.*

The City used its CDBG allocations as collateral to secure a \$2.4 million Section 108 loan in the 2001-2002 program year. These additional funds were used to complete portion of the Balboa Village Improvement Project. The 108 loan is being repaid over a twenty year-period.

The City also supported the Continuum of Care Homeless Assistance Grant application submitted by the Orange County Housing & Community Development Department. The County successfully secured \$10,706,858 in the Homeless Super NOFA during the 2007-2008 program year.

There are no matching requirements for CDBG.



II. MANAGING THE PROCESS

III. Managing the Process

1. *Describe actions taken during the last year to ensure compliance with program and comprehensive planning requirements.*

The City has made all efforts to ensure compliance with the 2005-2009 Consolidated Plan and subsequent One-Year Action Plans. The City has utilized IDIS for preparation of the Consolidated Plan and Action Plans. The City has included all necessary HUD reports as part of its CAPER submittal and has begun utilizing the CPMP Tool to monitor the progress of the Strategic Plan (see Table 2A). In addition, the City continues to consult with HUD for technical assistance of projects when necessary.



III. CITIZEN PARTICIPATION

III. Citizen Participation

1. Provide a summary of citizen comments.

The City encourages input and feedback on its performance in meeting the objectives of the Five-Year Strategic Plan from concerned residents and local advocacy groups. The City provides a public review and comment period for a draft version of this document, the CAPER, and also holds a public hearing to solicit input.

A draft copy of the CAPER covering PY 2007-2008 was made available from September 8, 2008 to September 23, 2008. No public comments were received. The public hearing to solicit public input and comment on the CAPER and the City's performance during PY 2007-2008 was held at the Newport Beach City Council Chambers at 3300 Newport Blvd, Newport Beach, California. No public comments were made. Notice of both the public comment/review period and the public hearing was published in the Daily Pilot, a newspaper of local circulation. A copy of the Notice appears in Appendix "C".

2. *In addition, the performance report provided to citizens must identify the Federal funds made available for furthering the objectives of the Consolidated Plan. For each formula grant program, the grantee shall identify the total amount of funds available (including estimated program income), the total amount of funds committed during the reporting period, the total amount expended during the reporting period, and the geographic distribution and location of expenditures. Jurisdictions are encouraged to include maps in describing the geographic distribution and location of investment (including areas of minority concentration). The geographic distribution and expenditure requirement may also be satisfied by specifying the census tracts where expenditures were concentrated.*

Program Year 2007-2008 Fund Sources and Uses

Fund Sources

2007-2008 CDBG Allocation	\$370,332.00
Unallocated Funds	<u>\$ 91,672.00</u>
Total Fund Sources	\$462,004.00

Fund Uses

	Budget	Expenditure
ADMINISTRATION		
CDBG Administration	\$ 61,106.00	\$ 51,867.65
Fair Housing Orange County	<u>\$ 12,960.00</u>	<u>\$ 12,960.00</u>
Total Administration	\$ 74,066.00	\$ 64,827.65

Fund Uses	Budget	Expenditure
PUBLIC SERVICES		
Emergency Shelter for Battered Women	\$ 5,000.00	\$ 5,000.00
Home Delivered Meal Program	\$ 27,550.00	\$ 27,550.00
Transitional Housing Program	\$ 10,000.00	\$ 7,500.00
Substance Abuse Rehabilitation	\$ <u>13,000.00</u>	\$ <u>13,000.00</u>
Total Public Services	\$ 55,550.00	\$ 53,050.00

	Budget	Expenditure
CAPITAL PROJECTS		
ADA Sidewalk Improvements	\$ 125,533.00	\$ 0.00
Section 108 Loan Payment	\$ <u>193,483.00</u>	\$ <u>193,482.20</u>
Total Capital Projects	\$319,016.00	\$ 193,482.20

Summary of Uses	Budget	% of Budget	Expenditure
Administration	\$ 74,066.00	20%	\$ 64,827.65
Public Services	\$ 55,550.00	15%	\$ 53,050.00
Capital Projects	\$ 319,016.00	65%	\$ 193,482.20
Unallocated Funds	\$ <u>13,372.00</u>		\$ 0.00
Total	\$ 462,004.00	100%	\$311,359.85

Note that some of the capital projects are still in progress and will be completed in subsequent program years. All projects were completed within the City of Newport Beach. Please refer to the map in Attachment "D", Newport Beach CDBG Eligible Areas.



IV. INSTITUTIONAL STRUCTURE

IV. Institutional Structure

1. *Describe actions taken during the last year to overcome gaps in institutional structures and enhance coordination.*

The City of Newport Beach continued to work with Orange County, the Orange County Housing Authority and various non-profit organizations to provide services to the City's residents. Through the cooperative efforts of these organizations, a variety of housing and community development programs were implemented throughout the community. The City maintained close contact with social service organizations funded by the City as well as other local service providers to coordinate efforts and reduce duplication of services.



V. MONITORING

V. Monitoring

1. Describe how and the frequency with which you monitored your activities.

Each program year, the City develops a custom monitoring schedule including each contractor / subrecipient comprised of the following monitoring tools:

- Annual Subrecipient Conference / Onsite Technical Assistance Visit
- Desk monitoring
- Performance reports through our *Online Grants Management System (OGMS)*
- Onsite program and financial reviews

An appropriate combination of these four (4) items provides a clear and timely picture of each contractor/subrecipient's progress and level of compliance with program regulations.

Annual Subrecipient Workshop / Onsite Technical Assistance Visits

An annual workshop is provided for subrecipients. At this workshop, City staff review the program reporting requirements and documentation/recordkeeping standards to foster compliance. For high risk agencies, an onsite technical assistance meeting may also be necessary to assess the subrecipient's capacity related to recordkeeping, service delivery, and/or accounting systems. These visits are conducted in August and September of each year.

Desk Monitoring

Annually, the City reviews copies of case files to ensure complete and accurate documentation regarding the following items:

- Client eligibility (if applicable)
- Property eligibility (if applicable)
- Appropriate funding levels for the activity
- Compliance with all program requirements (i.e. environmental review)

Performance Reports

The City requires that performance reports from all subrecipients be submitted through the OGMS in order to facilitate the examination of a project's progress throughout the program year. For capital projects and public service grants, reports are required on a quarterly basis. The performance reports alert staff to any problems in subrecipient performance, need for technical assistance, and ensure data collection requirements are met.

Annual Onsite Program and Financial Reviews

The Department provides annual on-site reviews of all high-risk subrecipients in order to conduct a complete programmatic and financial monitoring. The Department will conduct on-site monitoring of low and moderate-risk subrecipients on a bi-annual basis.

Monitoring Staff

The City has the following monitoring duties:

- Oversee the planning and budgeting process to ensure that projects and programs are consistent with the Consolidated Plan's identified high- and possibly medium-priority objectives and grant requirements. Staff also provides technical guidance regarding Affirmative Marketing and Fair Housing practices.
- Provide technical guidance with each subrecipient partner regarding: program structure, income requirements, and document compliance. Staff reviews the City's monthly expenditure reports. At a minimum, staff performs quarterly draw downs in HUD's Integrated Disbursement and Information System (IDIS) against the appropriate grant. For IDIS, Staff gathers quarterly program statistical reports from the subrecipient partners and updates all necessary fields from setup to completion of each project and activity. Regular updating and draws ensures the City meets the CDBG timeliness deadline. As needed, staff performs environmental reviews and Davis-Bacon monitoring.
- Review the invoices from each subrecipient and ensure timeliness with expenditures.
- Provide technical guidance regarding all housing construction, demolition, and rehabilitation projects ensuring the correct number of units, timeliness in build-out, and approval of payments. For new construction, ensure compliance with all applicable local codes, ordinances, and zoning ordinances at the time of project completion.

Provide monitoring orientation with all subrecipient partners and establish monitoring visits. The monitoring orientation includes the timing for monitoring visits. Subrecipient partners without problems or significant findings receive annual or semi-annual monitoring visits, while new subrecipients and subrecipients with significant problems or complex projects receive quarterly visits.

2. Describe the results of your monitoring including any improvements.

The Department achieved monitoring success through:

- Pre-award screening, risk assessment, and orientation;
- Strong written agreements;
- Performance standards and program objectives; and
- Defined monitoring of each subrecipient partner on quarterly, semi-annual, and annual basis.

The OGMS (On-line Grants Management System) is being updated to a more user-friendly web-based system. Subrecipients will be able to monitor the status of invoices, track correspondence, and review their progress towards meeting goals and objectives. The OGMS will be completed and operational in the upcoming fiscal year. These improvements to the system will streamline the monitoring and reporting processes for both subrecipients and Staff.

The City will continually refine its monitoring procedures to ensure that each monitoring has a meaningfully positive impact on the overall program and that projects have measurable outcomes.

3. *Self Evaluation*

- a. *Describe the effect programs have in solving neighborhood and community problems.*
- b. *Describe progress in meeting priority needs and specific objectives and help make community's vision of the future a reality.*
- c. *Describe how you provided decent housing and a suitable living environment and expanded economic opportunity principally for low and moderate-income persons.*
- d. *Indicate any activities falling behind schedule.*
- e. *Describe how activities and strategies made an impact on identified needs.*
- f. *Identify indicators that would best describe the results.*
- g. *Identify barriers that had a negative impact on fulfilling the strategies and overall vision.*
- h. *Identify whether major goals are on target and discuss reasons for those that are not on target.*
- i. *Identify any adjustments or improvements to strategies and activities that might meet your needs more effectively.*

Program Year 2007-2008 was the fourteenth Newport Beach administered its own CDBG program since becoming a CDBG Entitlement Jurisdiction in 1994. The City completed all the planning requirements of the CDBG program and began program implementation on July 1, 2007.

To facilitate the administration of the CDBG program, the City has retained a consultant to provide technical support and to oversee the City of Newport Beach CDBG activities and expenditures.

CDBG grants were awarded to four social service agencies to address the supportive service needs of Newport Beach residents.

Overall, the City has been successful in implementing most of the proposed projects during the fourteenth year of its CDBG program and third under the 2005-2009 Five Year Consolidated plan.

The City utilizes its CDBG funds to address homeless issues, special needs and community development objectives. Housing objectives are primarily met with the use of Redevelopment housing set-a-side funds, County and State funds. As a result, for this Report, the majority of the achievements in this report address the strategic plan objectives in which CDBG funds are utilized (homeless, special needs and community development objectives).

The City has met in the majority of the projects its annual goal for the aforementioned objectives and is on target for completion of its five year goals. The City met the following objectives for the program year (PY):

Foster & Maintain Affordable Housing	One-Year Goals	PY Achievement
Increase supply through new construction	24 households	0
Maintain current level of Section 8 vouchers & rent restricted units	27 households	700
Ensure universal access to fair housing	305 persons	126 persons assisted
Special Needs Population Objectives	One-Year Goals	PY Achievement
Increase accessibility to public facilities	1 public facility	1 public facility
Improve supportive services to elderly residents	70 persons	147 persons assisted
Improve services to those with substance addictions	5 persons	11 persons assisted
Improve services to persons with HIV / AIDS	40 persons	0 person assisted
Homeless Objectives	One-Year Goals	PY Achievement
Preserve the supply of emergency & transitional shelters	250 persons	33 persons assisted
Assist homeless & those at risk of homelessness	60 persons	134 persons assisted
Assisted homeless battered women and children	50 persons	14 persons assisted
Community Development Objectives	One-Year Goals	PY Achievement
Eliminate blight & prevent deterioration of property	500 persons	497 persons
Improve health & safety through rehab of community facilities	1 public facility	1 public facility
Preserve neighborhoods & provide economic empowerment to lower-income residents	1 public facility	1 public facility

The Tables in the Executive Summary clearly demonstrates that the City is meeting many of the quantifiable goals it proposed in the Five-Year Consolidated Plan and the One-Year Action Plan. However, the City feels many of its programs have indirect benefits that are difficult to measure. For example, the full benefits of the Balboa Village Public Facility Improvements will not be realized until private businesses capitalize on the public investment, expand their operations and hire new staff. At that time, the City will be able to report on the economic opportunities.

In establishing five-year priorities, the City of Newport Beach has taken two concerns into consideration: 1) those categories of lower- and moderate-income households most in need of housing and community development assistance; and 2) which activities will best meet the needs of those identified households. The homeless, persons with special needs, and those at risk of homelessness are most in need of housing and community assistance. The City developed the following strategies to address the needs of such persons:

- Provide supportive services and housing for the homeless and near homeless through support of social agencies and regional programs;
- Provide supportive services for special needs populations;
- Provide for the access needs of the physically challenged; and
- Provide needed community services to those of lower- and moderate-income.

The activities funded in program year 2007-2008 not only addressed the above strategies, but improve the quality of life for those identified as the most in need of housing and community development assistance.

To illustrate, the City awarded the Fair Housing Council of Orange County (FHCOC) CDBG funds to help low and moderate-income and persons with special needs to remain in their homes. The FHCOC assisted 126 persons with various fair housing services.

The most noted example of how activities and strategies made an impact on identified needs during the 2007-2008 program year, is with the South County Senior Services (SCSS) Mobile Meals Program. The organization provides home delivered nutritious meals to homebound, disabled, low and moderate-income seniors and disabled persons in southern Orange County, including Newport Beach. SCSS delivered nutritional meals to one hundred forty-seven (147) seniors and disabled persons in the City during the program year. In an effort to increase supportive services to elderly residents and disabled persons, SCSS has worked with HOAG Hospital to ensure that discharged low-income seniors and disabled persons can receive home delivered nutritionally appropriate meals. Such coordination has improved the access of seniors and disabled persons to services. Thirty-nine (39) of the persons assisted by SCSS were patients discharged from HOAG Hospital. Without such coordination, these thirty-nine people would not have access to appropriate meals once they were released from the hospital.

Serving People In Need (SPIN) assisted eleven (11) persons suffering from substance abuse for low and moderate-income residents.

Orange Coast Interfaith Shelter provided emergency/transitional shelter to eight (8) people providing meals, shelter, clothing, case management and referral services to homeless families.

Human Options provided services to fourteen (14) clients who are homeless because of domestic violence. This agency provides to battered women with children shelter, food, clothing, and counseling and legal advocacy,

The City allocated \$125,533 in CDBG funds for ADA sidewalk improvements to public facilities to allow greater accessibility to Newport Beach residents with disabilities. These funds along with the prior year funds will be used to complete the project during the first quarter of F.Y. 2008-2009. This project increases access to housing for residents and provides a suitable living environment for persons with physical disabilities.

City's in-lieu fee associated with market-rate development and local regulations such as density bonuses, waiver of processing and permitting fees, and the relaxation of development standards. The City continues to look for potential developers of affordable housing for seniors and families to use these available funds.

Monitoring of existing affordable housing units and enforcement of the affordability covenants of those units in Newport Beach. Affordable housing projects funded with a variety of funding sources (see Affordable Housing Table in Section VII).

The City cannot identify any barriers at this time. As previously stated, the City is on target with major Strategic Plan goals and objectives. The City has no other improvements or adjustments to strategies and activities other than those previously mentioned in this report.



VI. LEAD BASED PAINT

VI. Lead-based Paint

1. *Describe actions taken during the last year to evaluate and reduce lead-based paint hazards.*

The City does not administer a housing rehabilitation program and therefore has no method of directly reducing the threat of lead paint in the community. However, the City has joined into a collaborative with other jurisdictions and the regional housing authority to address the issue of lead based paint. The purpose of the collaborative is to secure funding to provide low-cost training to testing and abatement contractors and workers. The City pursued other actions as well. City staff monitored lead-poisoning data maintained by Orange County Department of Health Services, educated residents on the health hazards of lead based paint through the dissemination of brochures by City staff and the City's partners in affordable and fair housing.



VII. HOUSING

VII. HOUSING

Housing Needs

1. Describe Actions taken during the last year to foster and maintain affordable housing.

The City did not fund any housing programs with CDBG funds in PY 2007-2008. In 2006 the City supported the development of affordable senior housing project, the "Lower Bayview Project", described the *Public Housing Strategy* of this report.

The City fosters and maintains affordable housing with local resources such as the in-lieu fee associated with market-rate development and local regulations such as density bonuses, waiver of processing and permitting fees, and the relaxation of development standards. The City continues to look for potential developers of affordable housing for seniors and families to use these available funds.

In addition, City staff continued to monitor the number of affordable housing units and enforce the affordability covenants of units in Newport Beach. Table VII-1 provides a list of units that currently have affordability covenants and are located within the City of Newport Beach. The City monitors 211 of the 598 affordable units.

TABLE VII-1

**City of Newport Beach
Affordable Housing Units**

Project Name	Project Address	Termin. Date	No. of Afford. Units	Unit Breakdown
Newport Sea Crest Apts.	Newport Sea Crest Apartments 843 15 th Street	11/1/16	65	45-2 Bedroom, 20-1 Bedroom
Newport Seaside Apts.	1544 Placentia Avenue	8/1/19	25	23-2 bedroom, 2-3 bedroom
Newport Seashore Apts.	849 West 15 th Street	7/1/18	15	2 bedrooms
Newport Harbor I	1538 Placentia Avenue	5/7/20	26	21-2 bedroom, 5-3 bedroom
Pacific Heights Apartments	881-887 W. 15 th Street	9/12/18	7	2 bedrooms
Villa Point I	*Baywood Apartments	1/31/10	28	2 bedrooms
28 th Street Marina Project	*2809-11 Newport Blvd.	2/28/20	4	2 bedroom
Kirkwood (Villa Del Este)	401 Seaward Road	4/19/25	2	2 bedroom
Villa Sienna Condominiums	2102 East 15 th Street	07/02/22	3	2-bedrooms
Villa Point II	*Newport North 2 Milano Drive @ Jamboree	11/13/10	18	7-1 bedroom, 11-2 bedroom
Newport Harbor II	1530 Placentia Ave	7/16/23	14	10-2 Bedroom, 4-SRO Style
28 th Street Marina Project	*Newport Harbor II Apts.	7/16/23	4	2-bedrooms
851 Domingo Drive Apts.	851 Domingo Drive (County Project)	Perm.	28	Not monitored by City
Seaview Lutheran Plaza	2900 Pacific View Dr. (Federal Project)	Perm.	100	Not monitored by City
Newport North	2 Milano Drive (County Project)	Perm.	133	96-1bedroom, 24-2 bedroom
Lower Bayview Housing	1121 Back Bay Drive	Perm.	120	96-1bedroom, 24-2 bedroom
TOTAL			592	

* Housing provided at a different site other than the development site.

Specific Housing Objectives

1. Evaluate progress in meeting specific objective of providing affordable housing, including the number of extremely low-income, low-income, and moderate-income renter and owner households comparing actual accomplishments with proposed goals during the reporting period.

The City divided its efforts to foster and maintain affordable housing into three specific objectives that are described more fully below. The three objectives are:

- Develop and maintain 120 units of senior housing
- Maintain current level of Section 8 Vouchers
- Ensure universal access to fair housing

The Lower Bayview Project was completed during the 2005-2006 program year. The City provided over \$1,000,000 in non-federal subsidies to this development. The project is located on nearly five acres at the corner of Jamboree Road and Back Bay Drive in the City of Newport Beach, California. Bayview Landing provides 120 affordable, rental units for tenants aged 62 and older. Twenty-four units are offered to tenants whose annual income does not exceed 50% of Area Median Income, while 95 units are available to those whose annual income does not exceed 60% of Area Median Income.

Maintain current level of Section 8 Vouchers

The Orange County Housing Authority (OCHA) administers the Section 8 rental certificate and rental voucher program for the City. The Section 8 rental program provides rental assistance to very low-income families. In PY 2007-2008, 108 households received Section 8 rental assistance.

Ensure universal access to fair housing

The Fair Housing Council of Orange County (FHCOC) was allocated \$12,960 to provide landlord tenant mediation, eviction prevention and fair housing counseling. Although FHCOC made 136 contacts with individuals in Newport Beach regarding fair housing issues, 126 persons received services. With staff turnover, FHCOC had limited staff to meet their outreach goals. As a result, FHCOC was not able to serve as many clients as originally anticipated during the program year.

2. Evaluate progress in providing affordable housing that meets the Section 215 definition of affordable housing for rental and owner households comparing actual accomplishments with proposed goals during the reporting period.

The following illustrates the City's progress in providing affordable housing that meets the Section 215 definition:

Activity	Annual Expected # Completed	# Completed in PY 2007-08
Production of new rental units	24	*
Total	24	*

* all 120 dwelling units were constructed during the first year (PY 2005-2006) of the Five-Year Consolidated Plan period.

3. *Describe efforts to address "worst-case" housing needs and housing needs of persons with disabilities.*

In addition to the activities mentioned in questions # 1 and 2 of the Specific Housing Objectives Section above, the City addressed the needs of "worst-case" households through the funding of non-profit public service agencies. "Worst-case" households are defined as households that do not receive on-going rental assistance and pay more than one-half of their income for rent or live in severely inadequate housing. These households face the greatest risk of becoming homeless.

Public Housing Strategy

1. Describe actions taken during the last year to improve public housing and resident initiatives.

The City supported the Orange County Housing Authority (OCHA) to maximize the use of Section 8 funds and other resources within Newport Beach. There are currently thirty-one (31) OCHA participating jurisdictions, including Newport Beach. Representatives from the participating jurisdictions meet at a minimum quarterly, often times monthly, to form the Cities Advisory Committee to assist the Orange County Board of Supervisors and the OCHA staff in accomplishing public housing goals. Newport Beach attends the meetings regularly and provides input on the OCHA Five-Year Strategic Plan, Annual Plan and Administrative Plans. Although there are currently no public housing units in Newport Beach, the City continued to participate on the Advisory Committee and support OCHA's efforts (1) in expanding affordable housing opportunities for Section 8 Voucher recipients, and (2) ensuring OCHA goals are consistent with the City's Consolidated Plan and Housing Element.

Barriers to Affordable Housing

1. *Describe actions taken during the last year to eliminate barriers to affordable housing.*

The City undertook the following actions to reduce barriers to affordable housing:

- Continued to monitor all regulations, ordinances, departmental processing procedures, and residential development fees to ensure these requirements do not excessively constrain affordable residential development.
- Continued to enforce the Inclusionary Housing Ordinance that requires market-rate developers to allocate between 10 and 20 percent of new units for low and moderate-income households. Developers can also opt for the in-lieu fee. Over \$2.5 million of in-lieu fees have been collected to date. In-lieu fees are reserved for the development or preservation of affordable housing.
- Continued to offer density bonus incentives for the development of affordable housing pursuant to state density bonus requirements and Newport Beach Housing Element.
- Offered fee waivers to developers of affordable housing.



VIII. HOMELESS

VIII. HOMELESS

Homeless Needs

1. *Identify actions taken to address needs of homeless persons.*

The Strategic Plan addresses the needs of persons who are homeless and are at risk of homelessness.

1. Preserve the supply of emergency and transitional units available
2. Assist homeless and those at risk of homelessness
3. Assist homeless battered women and children

Preserve the supply of emergency and transitional units available

While no emergency shelter or transitional housing facilities are located in Newport Beach, the provision of shelter is a priority for the City. Three (3) of the five (5) public service agencies receiving CDBG funds from the City provided emergency or transitional housing for homeless persons. These funded programs were: Serving People in Need (SPIN) - Substance Abuse Rehabilitation Program; Orange Coast Interfaith Shelter - Transitional Housing Programs; and Human Options - Emergency Shelter for Battered Women.

Assist homeless and those at risk of homelessness

The City of Newport Beach provided financial assistance to Serving People In Need (SPIN); O.C. Interfaith Shelter; and South County Senior Services to provide access to recovery programs to homeless and low income individuals who otherwise could not afford such services. The program includes one month of room and board, counseling, and supplemental services focused on employment, medical assistance, and legal assistance. Home delivery meals twice daily to homebound persons to age, illness or disability.

Please also see the services provided by the Fair Housing Council of Orange County in the *General Narrative, Affirmatively Furthering Fair Housing*.

Assist homeless battered women and children

The City of Newport Beach provided financial assistance to Human Options and OC Interfaith Shelter under the Domestic Violence Intervention/Prevention Program to provide temporary emergency shelter to battered and abused women and their children. This program also receives referrals through the Courthouse Family violence Outreach Center, Interval House Project, Transitional Housing Project.

2. *Identify actions to help homeless persons make the transition to permanent housing and independent living.*

In order to address homelessness in an effective, comprehensive manner, HUD asks cities to form Continuums of Care. A Continuum of care refers to an overall plan to coordinate the efforts of all involved parties to meet the needs of homeless persons

and persons at risk of homelessness. The components of a continuum include homeless prevention, emergency shelter, transitional shelter, permanent supportive housing, and supportive services. The overall objective is to move homeless persons and families outside the service delivery system into emergency housing, then to transitional housing, and finally to self-sufficiency or permanent supportive housing.

The City of Newport Beach actively participates in the Orange County Continuum of Care, a collaboration of other city jurisdictions, non-profit organizations, and local groups and charities. The City is involved with the Steering Committee and has assisted in the development of strategies to meet homeless needs. The City also funded several non-profits involved at different stages of the Continuum:

Prevention:	Fair Housing Council of O.C. and Human Options
Emergency Shelter:	Human Options & O.C. Interfaith Shelter
Transitional Housing:	Serving People In Need (SPIN), Human Options; and O.C. Interfaith Shelter
Permanent Supportive Housing:	<i>none</i>
Supportive Services:	O.C. Interfaith Shelter, Human Options, and SPIN

3. Identify new Federal resources obtained from Homeless SuperNOFA.

The City of Newport Beach supported the County of Orange Housing and Community Services Department and the Orange County Partnership in their efforts to secure \$10,706,858 for the region through the Competitive Homeless SuperNOFA during PY 2007-2008. While none of the funded projects are located in the City of Newport Beach, the region as a whole will benefit from the following new programs that were awarded funding in the Homeless SuperNOFA:

- **Orange County Housing Authority (OCHA)** – Shelter Plus Care Tenant Based Rental Assistance Program that will provide 37 units of permanent supportive housing for disabled chronically homeless persons countywide. Award: \$2,729,880. Grant Term: 5 years.
- **Council of Orange County Society of St. Vincent DePaul** – St. Vincent Haven supportive housing program will provide 25 beds of transitional housing for chronically homeless. Funding is for site acquisition, supportive services, operations, and HMIS (Homeless Management Information System). Award: \$826,304. Grant Term: 2 years.
- **Colette’s Children’s HOME, Inc** – House #4 will provide 12 beds of transitional housing for chronically homeless women, disabled women and their children. Funding is for supportive services, operations, and HMIS. Award: \$289,332. Grant Term: 2 years.
- **Veteran’s First** – Veteran’s Village I will provide 24 beds of permanent housing for chronically homeless disabled veterans. Funding is for supportive services, operations, and HMIS. Award: \$823,330. Grant Term: 2 years.
- **WISEPlace** – Second State Housing Project will provide 5 beds of transitional housing for chronically homeless women. Funding is for supportive services, operations, and HMIS. Award: \$201,187. Grant Term: 2 years.

- **Toby's House Maternity Home Inc.** – Safe & Healthy Housing Services is a supportive services only project that will provide services for pregnant homeless women and their children. Funding is for the supportive services and operations. Award: \$254,352. Grant Term: 2 years.

The region secured \$5,124,365 from the homeless SuperNOFA for new programs during PY 2007-2008.

Specific Homeless Prevention Elements

1. Identify actions taken to prevent homelessness.

Fair Housing Council of Orange County – Fair Housing

The City of Newport Beach provided financial assistance to continue to provide fair housing and landlord/tenant mediation to ensure universal access to fair housing to low and moderate income residents. In addition FHCO provides implements the Section 8 program to give priority to households that are at risk of becoming homeless or currently residing in inadequate housing.

Serving People in Need (SPIN) – Substance Abuse Rehabilitation Program

This program provided access to recovery programs to homeless and low income individuals who otherwise could not afford such services. The program includes one month of room and board, counseling, and supplemental services focused on employment, medical assistance, and legal assistance.

Human Options & OC Interfaith Shelter – Emergency Shelter for Battered Women

The City of Newport Beach provided financial assistance to provide for emergency shelter, food, clothing, counseling, and legal advocacy to battered women and their children to ensure availability/accessibility of suitable living environment

Please also see the services provided by the Fair Housing Council of Orange County in the *General Narrative, Affirmatively Furthering Fair Housing*.



IX. COMMUNITY DEVELOPMENT

IX COMMUNITY DEVELOPMENT

Community Development

1. *Assessment of Relationship of CDBG Funds to Goals and Objectives*
 - a. *Assess use of CDBG funds in relation to the priorities, needs, goals, and specific objectives in the Consolidated Plan, particularly the highest priority activities.*
 - b. *Evaluate progress made toward meeting goals for providing affordable housing using CDBG funds, including the number and types of households served.*
 - c. *Indicate the extent to which CDBG funds were used for activities that benefited extremely low-income, low-income, and moderate-income persons.*

The primary objective of the Community Development Block Grant Program (CDBG) is the development of viable urban communities, including decent housing, a suitable living environment and expanding economic opportunities, principally for persons of low- and moderate-income.

Accordingly, the City of Newport Beach developed the Consolidated Plan – One Year Action Plan that gave priority to meeting community housing, public service, fair housing, public facilities/improvements, ADA Accessibility programs.

Through public meetings, public hearings, the City provided residents and service providers an opportunity to help identify the City's major needs and thereby assist in the establishment of long and short term community development objectives.

During the 2007-2008 fiscal year, the City expended CDBG funds in a manner consistent with meeting the National Objectives of the program. 100% of the CDBG funds were expended for activities that benefit low to moderate income persons. The following is a list of CDBG public service programs that were implemented:

- Fair Housing and Landlord/Tenant Mediation
- Community Resource Center
- Emergency/Transitional Housing Shelter
- Senior Services
- Substance Abuse Rehab

The following is a list of CDBG capital improvement projects that were implemented:

- Balboa Village Improvements
- ADA Sidewalk Improvements

2. *Changes in Program Objectives*
 - a. *Identify the nature of and the reasons for any changes in program objectives and how the jurisdiction would change its program as a result of its experiences.*

The City did not make any changes to its program objectives.

3. *Assessment of Efforts in Carrying Out Planned Actions*
 - a. *Indicate how grantee pursued all resources indicated in the Consolidated Plan.*
 - b. *Indicate how grantee provided certifications of consistency in a fair and impartial manner.*
 - c. *Indicate how grantee did not hinder Consolidated Plan implementation by action or willful inaction.*

The City pursued all resources described in the PY 2007-2008 One-Year Action Plan. The City provided certifications of consistency to non-profits that were pursuing activities and projects that worked toward meeting the strategic objectives and national objectives found in the Consolidated Plan and the Orange County Housing Authority (OCHA) for its Annual Plan. The City did not hinder the implementation of any portion of the Consolidated Plan through any action or willful inaction.

4. *For Funds Not Used for National Objectives*
 - a. *Indicate how use of CDBG funds did not meet national objectives.*
 - b. *Indicate how did not comply with overall benefit certification.*

According to the CDBG Grantee Performance Report generated by HUD's Integrated Disbursement and Information System (IDIS), all CDBG funded activities, with the exception of Administration, fair housing, and section 108 repayments, satisfied the Low/Moderate Income National Objective.

In the PY 2007-2008 One-Year Action Plan, the City certified that at least 80 percent of all CDBG funded activities would primarily benefit low and moderate-income persons. According to the CDBG Financial Summary Report (PR26) generated by HUD's Integrated Disbursement and Information System (IDIS), 100 percent of the City's CDBG expenditures went toward satisfying the national objective of serving persons of low- and moderate-income.

5. *Anti-displacement and Relocation – for activities that involve acquisition, rehabilitation or demolition of occupied real property*
 - a. *Describe steps actually taken to minimize the amount of displacement resulting from the CDBG-assisted activities.*
 - b. *Describe steps taken to identify households, businesses, farms or nonprofit organizations who occupied properties subject to the Uniform Relocation Act or Section 104(d) of the Housing and Community Development Act of 1974, as amended, and whether or not they were displaced, and the nature of their needs and preferences.*
 - c. *Describe steps taken to ensure the timely issuance of information notices to displaced households, businesses, farms, or nonprofit organizations.*

The City did not undertake any CDBG-funded activities that involved displacement or relocation.

6. *Low/Mod Job Activities – for economic development activities undertaken where jobs were made available but not taken by low- or moderate-income persons*
 - a. *Describe actions taken by grantee and businesses to ensure first consideration was or will be given to low/mod persons.*
 - b. *List by job title of all the permanent jobs created/retained and those that were made available to low/mod persons.*

- c. *If any of jobs claimed as being available to low/mod persons require special skill, work experience, or education, provide a description of steps being taken or that will be taken to provide such skills, experience, or education.*

The City did not undertake any CDBG-funded activities that involved economic development or job creation.

7. *Low/Mod Limited Clientele Activities – for activities not falling within one of the categories of presumed limited clientele low- and moderate-income benefit*
 - a. *Describe how the nature, location, or other information demonstrates the activities benefit a limited clientele at least 51% of whom are low- and moderate-income.*

The City funded several activities on the basis that at least 51 percent of the beneficiaries of the service would be of low- or moderate-income. All funded services that qualified as a Low/Mod Clientele activity either served homeless persons, who qualify as a presumed benefit sub-population, or verified the income of the beneficiary upon intake. At least 51 percent of beneficiaries for each CDBG-funded activity were documented or presumed to be of low- and moderate-income.

8. *Program income received*
 - a. *Detail the amount of program income reported that was returned to each individual revolving fund, e.g., housing rehabilitation, economic development, or other type of revolving fund.*
 - b. *Detail the amount repaid on each float-funded activity.*
 - c. *Detail all other loan repayments broken down by the categories of housing rehabilitation, economic development, or other.*
 - d. *Detail the amount of income received from the sale of property by parcel.*

The City did not receive any CDBG program income in PY 2007-2008.

9. *Prior period adjustments – where reimbursement was made this reporting period for expenditures (made in previous reporting periods) that have been disallowed, provide the following information:*
 - a. *The activity name and number as shown in IDIS;*
 - b. *The program year(s) in which the expenditure(s) for the disallowed activity(ies) was reported;*
 - c. *The amount returned to line-of-credit or program account; and*
 - d. *Total amount to be reimbursed and the time period over which the reimbursement is to be made, if the reimbursement is made with multi-year payments.*

There were no prior period adjustments.

10. *Loans and other receivables*
 - a. *List the principal balance for each float-funded activity outstanding as of the end of the reporting period and the date(s) by which the funds are expected to be received.*
 - b. *List the total number of other loans outstanding and the principal balance owed as of the end of the reporting period.*

- c. *List separately the total number of outstanding loans that are deferred or forgivable, the principal balance owed as of the end of the reporting period, and the terms of the deferral or forgiveness.*
- d. *Detail the total number and amount of loans made with CDBG funds that have gone into default and for which the balance was forgiven or written off during the reporting period.*
- e. *Provide a List of the parcels of property owned by the grantee or its subrecipients that have been acquired or improved using CDBG funds and that are available for sale as of the end of the reporting period.*

There City did not used CDBG funds for any float-funded activities.

11. Lump sum agreements

- a. *Provide the name of the financial institution.*
- b. *Provide the date the funds were deposited.*
- c. *Provide the date the use of funds commenced.*
- d. *Provide the percentage of funds disbursed within 180 days of deposit in the institution.*

There City has no lump sum agreements.

12. Housing Rehabilitation – for each type of rehabilitation program for which projects/units were reported as completed during the program year

- a. *Identify the type of program and number of projects/units completed for each program.*
- b. *Provide the total CDBG funds involved in the program.*
- c. *Detail other public and private funds involved in the project.*

The City does not utilize CDBG funding for rehabilitation activities.

13. Neighborhood Revitalization Strategies – for grantees that have HUD-approved neighborhood revitalization strategies

- a. *Describe progress against benchmarks for the program year. For grantees with Federally-designated EZs or ECs that received HUD approval for a neighborhood revitalization strategy, reports that are required as part of the EZ/EC process shall suffice for purposes of reporting progress.*

The City did not have a Neighborhood Revitalization Strategy Area in PY 2007-2008.



X. ANTI POVERTY STRATEGY

X. Antipoverty Strategy

1. *Describe actions taken during the last year to reduce the number of persons living below the poverty level.*

In Program Year 2007-2008, the City provided CDBG funding to support several programs to maintain or increase the client's level of self-sufficiency and ability to escape poverty. All the programs will directly assist low- and moderate-income persons.



XI. NON-HOMELESS SPECIAL NEEDS

XI. NON-HOMELESS SPECIAL NEEDS

Non-homeless Special Needs

- 1. Identify actions taken to address special needs of persons that are not homeless but require supportive housing, (including persons with HIV/AIDS and their families).*

The City funded a number of programs that address the special needs of persons that are not homeless but require supportive housing. These programs include:

SPIN Substance Abuse Rehabilitation Program:

Administered a substance abuse recovery program so persons may regain their self-sufficiency.

South County Senior Services Home-Delivered Meal Program:

Provided home delivered meals to seniors and disabled persons to reduce the possibility of institutionalization.



XII. OTHER NARRATIVE

XII OTHER NARRATIVE

Include any CAPER information that was not covered by narratives in any other section.

All information was included in the CAPER. The City has no additional information.



APPENDICES



APPENDIX “A”
SUMMARY OF ANNUAL
OBJECTIVES

Summary of Specific Annual Objectives

Specific Obj. #	Outcome/Objective Specific Annual Objectives	Sources of Funds	Performance Indicators	Year	Expected Number	Actual Number	Percent Completed
DH-1	Increase Availability/Accessibility of Decent Housing						
DH-1 (1)	Increase supply of housing units affordable to low- and moderate-income households through new construction.	CDBG	Number of Households Assisted	2005	120	120	100%
		CNB Loan		2006	0	0	0%
				2007	0	0	0%
				2008	0	0	0%
				2009	0	0	0%
MULTI-YEAR GOAL				120	120	100%	

Newport Senior Apartments Bayview
120 units

Summary of Specific Annual Objectives

Specific Obj. #	Outcome/Objective Specific Annual Objectives	Sources of Funds	Performance Indicators	Year	Expected Number	Actual Number	Percent Completed
DH-2 Increase Availability/Accessibility of Decent Housing							
DH-1 (2)	Ensure universal access to fair housing choice within the City.	CDBG	Number of Households Assisted with: landlord tenant mediation; discrimination issues.	2005	305	267	88%
				2006	305	191	63%
				2007	305	126	41%
				2008	305	0	0%
				2009	305	0	0%
MULTI-YEAR GOAL					1525	584	38%

Five Year Strategic Plan Goal:

- ~ 1,500 households assisted with landlord tenant mediation, and
- ~ 25 households assisted with discrimination issues.

TOTAL FIVE YEAR GOAL: 1,500+25 = 1,525

Summary of Specific Annual Objectives

Specific Obj. #	Outcome/Objective Specific Annual Objectives	Sources of Funds	Performance Indicators	Year	Expected Number	Actual Number	Percent Completed
DH-2 Maintain Affordability/Accessibility of Decent Housing							
DH-2 (1)	Maintain existing level of Section 8 housing vouchers and rent-restricted units within the City at risk of conversion to market rate housing through refinancing.	CDBG Inclusionary Ordinance LIHTC & State Proposition 1C funds	Number of Households Assisted	2005	27	315	1167%
				2006	27	333	1233%
				2007	27	700	2593%
				2008	26	0	0%
				2009	26	0	0%
				MULTI-YEAR GOAL			
					133	1348	1014%

Notes:

In 2005: 230 rent-restricted units were monitored; 85 Section 8 vouchers were utilized by low-income Newport Beach residents.

In 2006: 230 affordable rent-restricted units were monitored; 103 Section 8 vouchers were utilized by low-income Newport Beach residents.

Five-year Strategic Plan Goal:

~ 105 low-income households utilize Section 8 vouchers & preserve 28 units of at-risk affordable (rent restricted) units
 TOTAL FIVE YEAR GOAL: 28+105=133

In 2007: Section 8 vouchers- 108 and restricted affordable units - 592 TOTAL: 700 units

Summary of Specific Annual Objectives

Specific Obj. #	Outcome/Objective Specific Annual Objectives	Sources of Funds	Performance Indicators	Year	Expected Number	Actual Number	Percent Completed
SL-1	Increase Availability/Accessibility of Suitable Living Environment						
SL-1 (1)	Increase accessibility of persons with disabilities to public facilities.	CDBG	Number of Public Facilities Improved	2005	1	1	100%
				2006	1	0	0%
				2007	1	1	100%
				2008	0		
				2009	0		
MULTI-YEAR GOAL					3	2	66.7%

ADA Sidewalk Improvements

Summary of Specific Annual Objectives

Specific Obj. #	Outcome/Objective Specific Annual Objectives	Sources of Funds	Performance Indicators	Year	Expected Number	Actual Number	Percent Completed
SL-1	Improve Availability/Accessibility of Suitable Living Environment						
SL-1 (2)	Improve supportive services for elderly residents.	CDBG	Number of Persons Assisted	2005	70	128	183%
				2006	70	158	226%
				2007	70	147	210%
				2008	70	0	0%
				2009	70	0	0%
			MULTI-YEAR GOAL		350	433	124%

Notes:

In 2005, So. County Senior Services assisted 83 seniors & FISH Harbor assisted 83 seniors for a total of 128.

In 2006, So. County Senior Services assisted 124 seniors & FISH Harbor assisted 34 seniors for a total of 158.

In 2007, So. County Senior Services assisted 147 seniors.

Summary of Specific Annual Objectives

Specific Obj. #	Outcome/Objective Specific Annual Objectives	Sources of Funds	Performance Indicators	Year	Expected Number	Actual Number	Percent Completed
SL-1	Increase Availability/Accessibility of Suitable Living Environment						
SL-1 (3)	Increase supportive services for persons suffering from substance abuse.	CDBG	Number of Persons Assisted	2005	5	12	240%
				2006	5	14	280%
				2007	5	11	220%
				2008	5	0	0%
				2009	5	0	0%
MULTI-YEAR GOAL				25	37	148%	

Notes:

In 2005, SPIN assisted 12 persons in the Substance Abuse Rehab Program.

In 2006, SPIN assisted 14 persons in the Substance Abuse Rehab Program.

In 2007, SPIN assisted 11 persons in the Substance Abuse Rehab Program.

Summary of Specific Annual Objectives

Specific Obj. #	Outcome/Objective Specific Annual Objectives	Sources of Funds	Performance Indicators	Year	Expected Number	Actual Number	Percent Completed
SL-1	Increase Availability/Accessibility of Suitable Living Environment						
SL-1 (4)	Increase supportive services for persons living with HIV/AIDS.	CDBG	Number of Persons Assisted	2005	40	65	163%
				2006	40	1	3%
				2007	40	0	0%
				2008	40	0	0%
				2009	40	0	0%
MULTI-YEAR GOAL				200	66	33%	

Notes:

In 2005, Mercy House assisted 65 persons with HIV/AIDS with transitional housing and applicable supportive services.

In 2006, Mercy House had to close two of its transitional houses for major rehab. As a result, 1 person with HIV/AIDS was assisted.

Summary of Specific Annual Objectives

Specific Obj. #	Outcome/Objective Specific Annual Objectives	Sources of Funds	Performance Indicators	Year	Expected Number	Actual Number	Percent Completed
SL-1	Improve Availability/Accessibility of Suitable Living Environment						
SL-1 (5)	Preserve the supply of emergency and transitional housing.	CDBG	Number of Persons Assisted	2005	250	147	59%
				2006	250	47	19%
				2007	250	33	13%
				2008	250	0	0%
				2009	250	0	0%
				MULTI-YEAR GOAL			1250

Notes:

In 2005, Human Options assisted 2 people; Mercy House assisted 65; OC Interfaith Shelter assisted 11; SPIN assisted 12; and WISEPlace assisted 57 (TOTAL = 147).

In 2006, Human Options assisted 32 people; Mercy House assisted 1; and SPIN assisted 14 (TOTAL = 47).

In 2007, Human Options assisted 14 people; OC Interfaith Shelter assisted 8 people; and SPIN assisted 11 (TOTAL = 33)

Summary of Specific Annual Objectives

Specific Obj. #	Outcome/Objective Specific Annual Objectives	Sources of Funds	Performance Indicators	Year	Expected Number	Actual Number	Percent Completed
SL-1	Improve Availability/Accessibility of Suitable Living Environment						
SL-1 (6)	Improve services for homeless persons and prevent those at-risk of homelessness from losing their home.	CDBG	Number of Persons Assisted	2005	60	290	483%
				2006	60	191	318%
				2007	60	134	223%
				2008	60	0	0%
				2009	60	0	0%
			MULTI-YEAR GOAL		300	615	205%

Notes:

In 2005: Fair Housing Council assisted 267 persons and FISH Harbor Homeless & Hunger Prevention program assisted 23 (TOTAL 290).

In 2006, Fair Housing Council assisted 191 persons.

In 2007, Fair Housing Council assisted 126 persons; OC Interfaith Shelter assisted 8 persons (TOTAL = 134)

Summary of Specific Annual Objectives

Specific Obj. #	Outcome/Objective Specific Annual Objectives	Sources of Funds	Performance Indicators	Year	Expected Number	Actual Number	Percent Completed
SL-1	Improve Availability/Accessibility of Suitable Living Environment						
SL-1 (7)	Improve services for women and children who are homeless because of domestic violence.	CDBG	Number of Persons Assisted	2005	50	59	118%
				2006	50	32	64%
				2007	50	14	28%
				2008	50	0	0%
				2009	50	0	0%
			MULTI-YEAR GOAL		250	105	42%

Notes:

In 2005, Human Options assisted 2 persons and WISEPlace assisted 32 (TOTAL 59).

In 2006, Human Options assisted 32 persons.

In 2007, Human Options assisted 14 persons.

Summary of Specific Annual Objectives

Specific Obj. #	Outcome/Objective Specific Annual Objectives	Sources of Funds	Performance Indicators	Year	Expected Number	Actual Number	Percent Completed
SL-1	Improve Availability/Accessibility of Suitable Living Environment						
SL-1 (8)	Improve health and safety through rehabilitation of community facilities.	CDBG	Number of Public Facilities	2005	1	1	100%
				2006	1	0	0%
				2007	1	1	0%
				2008	0	0	0%
				2009	0	0	0%
MULTI-YEAR GOAL				3	2	66.7%	

Note:
ADA Sidewalk Improvements LMC

Summary of Specific Annual Objectives

Specific Obj. #	Outcome/Objective Specific Annual Objectives	Sources of Funds	Performance Indicators	Year	Expected Number	Actual Number	Percent Completed
SL-1	Improve Availability/Accessibility of Suitable Living Environment						
SL-1 (9)	Preserve community infrastructure in order to provide economic opportunity empowerment in targeted neighborhoods.	CDBG	Number of Public Facilities	2005	1	1	100%
				2006	1	1	100%
				2007	1	1	100%
				2008	0	0	0%
				2009	0	0	0%
MULTI-YEAR GOAL					3	3	100%

Note:
 Repayment Section 108 Loan - Balboa Village Improvements.

Summary of Specific Annual Objectives

Specific Obj. #	Outcome/Objective Specific Annual Objectives	Sources of Funds	Performance Indicators	Year	Expected Number	Actual Number	Percent Completed
SL-3	Increase Sustainability of Suitable Living Environment						
SL-3 (1)	Eliminate blight, blighting influences, and prevent the deterioration of property.	CDBG	Number of Households Assisted	2005	500	1500	300%
				2006	500	500	100%
				2007	500	497	99%
				2008	500		0%
				2009	500		0%
			MULTI-YEAR GOAL		2500	2497	99.9%

Notes:

In 2005, Balboa Village Improvements (Sect. 108 loan) assisted 500 households; Code Enforcement program assisted 500 households; Balboa Village Sidewalk Improvements assisted 500 households (TOTAL 1,500).

In 2006, Balboa Village Improvements (Sect. 108 loan) assisted 500 households.

In 2007: ADA Sidewalk Improvement LMC- 497 households

New Specific Objective

Summary of Specific Annual Objectives

Specific Obj. #	Outcome/Objective Specific Annual Objectives	Sources of Funds	Performance Indicators	Year	Expected Number	Actual Number	Percent Completed
EO-1	Availability/Accessibility of Economic Opportunity						
EO-1 (2)	Increase supply of housing units affordable to low- and moderate-income households through new construction.	CDBG CMB Loan Low Income Housing Tax Credits (LIHTC)	Number of Households Assisted	2005 2006 2007 2008 2009	120 0 0 0 0	120 0 0 0 0	
			MULTI-YEAR GOAL		120	120	



APPENDIX "B"

PROJECT SUMMARIES

CPMP Version 2.0		Grantee Name: City of Newport Beach				
Project Name: CDBG Administration						
Description: IDIS Project #: 2007-01		UOG Code: CA62454 NEWPORT BEACH				
Funds were used to administer the CDBG-funded programs, prepare required reports, monitor subrecipients, and ensure overall program compliance with the relevant federal regulations.						
Location: City of Newport Beach 3300 Newport Blvd. Newport Beach, CA 92658		Priority Need Category				
		Select one: <input type="text" value="Planning/Administration"/>				
Explanation:						
Expected Completion Date: 6/30/2008		The goal of the City's CDBG program is to provide decent housing, housing choice, suitable living environment and economic opportunity for all residents, businesses and visitors. Staff responsible for CDBG administration work towards these endeavors.				
Objective Category <input type="radio"/> Decent Housing <input checked="" type="radio"/> Suitable Living Environment <input type="radio"/> Economic Opportunity		Specific Objectives				
Outcome Categories <input checked="" type="checkbox"/> Availability/Accessibility <input type="checkbox"/> Affordability <input type="checkbox"/> Sustainability		1 Improve the services for low/mod income persons				
		2				
		3				
Project-level Accomplishments	Accompl. Type: <input type="text" value="Proposed"/>	Program Year 1	N/A	Accompl. Type: <input type="text" value="Proposed"/>	Program Year 4	N/A
	<input type="text" value="Underway"/>			<input type="text" value="Underway"/>		
	<input type="text" value="Complete"/>			<input type="text" value="Complete"/>		
	Accompl. Type: <input type="text" value="Proposed"/>	Program Year 2	N/A	Accompl. Type: <input type="text" value="Proposed"/>	Program Year 5	N/A
	<input type="text" value="Underway"/>			<input type="text" value="Underway"/>		
	<input type="text" value="Complete"/>			<input type="text" value="Complete"/>		
	Accompl. Type: <input type="text" value="Proposed"/>	Program Year 3	N/A	Accompl. Type: <input type="text" value="Proposed"/>	Con Plan Period	N/A
	<input type="text" value="Underway"/>			<input type="text" value="Underway"/>		
	<input type="text" value="Complete"/>			<input type="text" value="Complete"/>		
Proposed Outcome		Performance Measure		Actual Outcome		
decent housing, suitable living environment, economic opportunity		see individual CDBG projects		see individual CDBG projects		
21A General Program Administration 570.206		Matrix Codes				
21A General Program Administration 570.206		Matrix Codes				
21A General Program Administration 570.206		Matrix Codes				
Program Year 1	CDBG	Proposed Amt.	\$65,839	Fund Source:	Proposed Amt.	
		Actual Amount	\$65,839		Actual Amount	
	Fund Source:	Proposed Amt.		Fund Source:	Proposed Amt.	
		Actual Amount			Actual Amount	
	Accompl. Type:	Proposed Units	N/A	Accompl. Type:	Proposed Units	
		Actual Units	N/A		Actual Units	
	Accompl. Type:	Proposed Units		Accompl. Type:	Proposed Units	
		Actual Units			Actual Units	
Program Year 2	CDBG	Proposed Amt.	\$61,026	Fund Source:	Proposed Amt.	
		Actual Amount	\$61,026		Actual Amount	
	Fund Source:	Proposed Amt.		Fund Source:	Proposed Amt.	
		Actual Amount			Actual Amount	
	Accompl. Type:	Proposed Units	N/A	Accompl. Type:	Proposed Units	
		Actual Units	N/A		Actual Units	
	Accompl. Type:	Proposed Units		Accompl. Type:	Proposed Units	
		Actual Units			Actual Units	
Program Year 3	CDBG	Proposed Amt.	\$61,106	Fund Source:	Proposed Amt.	
		Actual Amount	\$51,868		Actual Amount	
	Fund Source:	Proposed Amt.		Fund Source:	Proposed Amt.	
		Actual Amount			Actual Amount	
	Accompl. Type:	Proposed Units	N/A	Accompl. Type:	Proposed Units	
		Actual Units	N/A		Actual Units	
	Accompl. Type:	Proposed Units		Accompl. Type:	Proposed Units	
		Actual Units			Actual Units	

CPMP Version 2.0		Grantee Name: City of Newport Beach				
Project Name: Fair Housing						
Description:		IDIS Project #: 2007-02	UOG Code: CA62454 NEWPORT BEACH			
The program will further fair housing in Newport Beach through education, landlord/tenant counseling, and legal action when necessary.						
Location: Fair Housing Council of Orange County 201 South Broadway Santa Ana, CA 92701		Priority Need Category Select one: <input type="text" value="Planning/Administration"/>				
Expected Completion Date: 6/30/2008		Explanation: Low-income and special needs persons often have limited resources to address any landlord/tenant concerns, or other issues that affect their housing. Providing access to fair housing services improves housing choice, ensures decent housing and a more suitable living environment.				
Objective Category <input checked="" type="radio"/> Decent Housing <input type="radio"/> Suitable Living Environment <input type="radio"/> Economic Opportunity		Specific Objectives				
Outcome Categories <input checked="" type="checkbox"/> Availability/Accessibility <input type="checkbox"/> Affordability <input type="checkbox"/> Sustainability		1 <input type="text" value="Improve access to affordable rental housing"/>				
		2 <input type="text"/>				
		3 <input type="text"/>				
Project-level Accomplishments	01 People	Proposed	295	Accompl. Type:	Proposed	
		Underway			Underway	
	Program Year 1	Complete	267		Program Year 4	Complete
	01 People	Proposed	295	Accompl. Type:	Proposed	
		Underway			Underway	
	Program Year 2	Complete	194		Program Year 5	Complete
	01 People	Proposed	295	Accompl. Type:	Proposed	
		Underway			Underway	
	Program Year 3	Complete	126		Con Plan Period	Complete
Proposed Outcome		Performance Measure		Actual Outcome		
21D Fair Housing Activities (subject to 20% Admin cap) 570.206		Matrix Codes				
21D Fair Housing Activities (subject to 20% Admin cap) 570.206		Matrix Codes				
21D Fair Housing Activities (subject to 20% Admin cap) 570.206		Matrix Codes				
Program Year 1	CDBG	Proposed Amt.	\$13,068	Fund Source:	Proposed Amt.	
		Actual Amount	\$13,068		Actual Amount	
	Fund Source:	Proposed Amt.			Proposed Amt.	
		Actual Amount			Actual Amount	
01 People	Proposed Units	295	Accompl. Type:	Proposed Units		
	Actual Units	267		Actual Units		
Accompl. Type:	Proposed Units		Proposed Units			
	Actual Units		Actual Units			
Program Year 2	Fund Source:	Proposed Amt.	\$13,632	Fund Source:	Proposed Amt.	
		Actual Amount	\$13,632		Actual Amount	
	Fund Source:	Proposed Amt.			Proposed Amt.	
		Actual Amount			Actual Amount	
04 Households	Proposed Units	5	Accompl. Type:	Proposed Units		
	Actual Units	191		Actual Units		
01 People	Proposed Units	290	Proposed Units			
	Actual Units	3	Actual Units			
Program Year 3	CDBG	Proposed Amt.	\$12,960	Fund Source:	Proposed Amt.	
		Actual Amount	\$12,960		Actual Amount	
	Other	Proposed Amt.	\$2,290		Proposed Amt.	
		Actual Amount	\$2,290		Actual Amount	
01 People	Proposed Units	295	Accompl. Type:	Proposed Units		
	Actual Units	123		Actual Units		
04 Households	Proposed Units	2	Proposed Units			
	Actual Units	3	Actual Units			

CPMP Version 2.0		Grantee Name: City of Newport Beach						
Project Name: Human Options								
Description: IDIS Project #: 2007-03 UOG Code: CA62454 NEWPORT BEACH								
Human Options provides emergency shelter, food, clothing, counseling, and legal advocacy to battered women and their children. Funds were used to pay for staff salaries of those who provided counseling and case management.								
Location:		Priority Need Category						
Community Resource Center 5540 Trabucco Road Irvine, CA 92620		Select one: Public Services ▼						
Explanation:								
Expected Completion Date: 6/30/2008		Victims of domestic violence who flee their abuser often need confidential support services and housing. Many victims flee an abusive situation with no place to go, limited necessities (food, clothing) and end up homeless. Providing assistance will help victims of domestic violence regain self-sufficiency.						
Objective Category		Specific Objectives						
<input type="radio"/> Decent Housing <input checked="" type="radio"/> Suitable Living Environment <input type="radio"/> Economic Opportunity		1 Improve the services for low/mod income persons ▼ 2 ▼ 3 ▼						
Outcome Categories								
<input checked="" type="checkbox"/> Availability/Accessibility <input type="checkbox"/> Affordability <input type="checkbox"/> Sustainability								
Project-level Accomplishments	01 People ▼	Proposed	5	Other ▼	Proposed			
	Program Year 1	Underway			Program Year 4	Underway		
		Complete	2			Complete		
	01 People ▼	Proposed	40	Accompl. Type: ▼	Proposed			
	Program Year 2	Underway			Program Year 5	Underway		
		Complete	32			Complete		
	01 People ▼	Proposed	40	Accompl. Type: ▼	Proposed			
	Program Year 3	Underway			Con Plan Period	Underway		
		Complete	14			Complete		
	Proposed Outcome		Performance Measure		Actual Outcome			
	preserve supply of emergency & transitional housing		# of persons assisted in emergency & transitional housing		32 persons were assisted with emergency shelter, case management, food and clothing			
05G Battered and Abused Spouses 570.201(e) ▼		Matrix Codes ▼						
05G Battered and Abused Spouses 570.201(e) ▼		Matrix Codes ▼						
05G Battered and Abused Spouses 570.201(e) ▼		Matrix Codes ▼						
Program Year 1	CDBG ▼	Proposed Amt.	\$3,333	Fund Source: ▼	Proposed Amt.			
	Fund Source: ▼	Actual Amount	\$3,333		Fund Source: ▼	Actual Amount		
		Proposed Amt.				Fund Source: ▼	Proposed Amt.	
					Fund Source: ▼		Actual Amount	
	01 People ▼	Proposed Units	5			Accompl. Type: ▼	Proposed Units	
					Accompl. Type: ▼		Actual Units	2
Accompl. Type: ▼	Proposed Units		Accompl. Type: ▼	Proposed Units				
				Accompl. Type: ▼	Actual Units			
Program Year 2	CDBG ▼	Proposed Amt.	\$5,000	Fund Source: ▼	Proposed Amt.			
	Fund Source: ▼	Actual Amount	\$5,000		Fund Source: ▼	Actual Amount		
		Proposed Amt.	\$596,786			Fund Source: ▼	Proposed Amt.	
					Fund Source: ▼		Actual Amount	
	01 People ▼	Proposed Units	40			Accompl. Type: ▼	Proposed Units	
					Accompl. Type: ▼		Actual Units	32
Other ▼	Proposed Units		Accompl. Type: ▼	Proposed Units				
				Accompl. Type: ▼	Actual Units	197		
Program Year 3	CDBG ▼	Proposed Amt.	\$5,000	Fund Source: ▼	Proposed Amt.			
	Fund Source: ▼	Actual Amount	\$5,000		Fund Source: ▼	Actual Amount		
		Proposed Amt.	\$313,709			Fund Source: ▼	Proposed Amt.	
					Fund Source: ▼		Actual Amount	
	01 People ▼	Proposed Units	40			Accompl. Type: ▼	Proposed Units	
					Accompl. Type: ▼		Actual Units	14
Other ▼	Proposed Units		Accompl. Type: ▼	Proposed Units				
				Accompl. Type: ▼	Actual Units	144		

CPMP Version 2.0		Grantee Name: City of Newport Beach			
Project Name: O.C. Interfaith Shelter					
Description: Orange Coast Interfaith Shelter is one of only two emergency shelters in Orange County. The program offers both emergency shelter and transitional housing. The program goal is to provide services to up to 100 persons on any given day. Funds were used for operational costs. It is anticipated that 100 Newport residents will be served during the course of the program year.		IDIS Project #: 2007-04	UOG Code: CA62454 NEWPORT BEACH		
Location: O.C. Interfaith Shelter 1963 Wallace Avenue Costa Mesa, CA 92627		Priority Need Category: Select one: Public Services			
Expected Completion Date: 6/30/2008		Explanation: Provide shelter, meals, case management and referral services to homeless families with children			
Objective Category: <input type="radio"/> Decent Housing <input checked="" type="radio"/> Suitable Living Environment <input type="radio"/> Economic Opportunity		Specific Objectives:			
Outcome Categories: <input checked="" type="checkbox"/> Availability/Accessibility <input type="checkbox"/> Affordability <input type="checkbox"/> Sustainability		1 Increase the number of homeless persons moving into permanent housing			
		2			
		3			
Project-level Accomplishments	01 People	Proposed	100	Accompl. Type:	Proposed
	Program Year 1	Underway		Program Year 4	Underway
		Complete	11		Complete
	Accompl. Type:	Proposed		Accompl. Type:	Proposed
	Program Year 2	Underway		Program Year 5	Underway
		Complete			Complete
01 People	Proposed	25	Accompl. Type:	Proposed	
Program Year 3	Underway		Con Plan Period	Underway	
	Complete	8		Complete	
Proposed Outcome		Performance Measure		Actual Outcome	
03T Operating Costs of Homeless/AIDS Patients Programs		Matrix Codes		Matrix Codes	
Matrix Codes		Matrix Codes		Matrix Codes	
03T Operating Costs of Homeless/AIDS Patients Programs		Matrix Codes		Matrix Codes	
Program Year 1	CDBG	Proposed Amt.	\$8,000	Fund Source:	Proposed Amt.
		Actual Amount	\$8,000		Actual Amount
	Fund Source:	Proposed Amt.		Fund Source:	Proposed Amt.
		Actual Amount			Actual Amount
	01 People	Proposed Units	100	Accompl. Type:	Proposed Units
		Actual Units	11		Actual Units
Accompl. Type:	Proposed Units		Accompl. Type:	Proposed Units	
	Actual Units			Actual Units	
Program Year 2	Fund Source:	Proposed Amt.	0	Fund Source:	Proposed Amt.
		Actual Amount	0		Actual Amount
	Fund Source:	Proposed Amt.		Fund Source:	Proposed Amt.
		Actual Amount			Actual Amount
	Accompl. Type:	Proposed Units	0	Accompl. Type:	Proposed Units
		Actual Units	0		Actual Units
Accompl. Type:	Proposed Units		Accompl. Type:	Proposed Units	
	Actual Units			Actual Units	
Program Year 3	CDBG	Proposed Amt.	\$10,000	Fund Source:	Proposed Amt.
		Actual Amount	\$7,500		Actual Amount
	Other	Proposed Amt.	\$126,994	Fund Source:	Proposed Amt.
		Actual Amount	\$126,994		Actual Amount
	01 People	Proposed Units	25	Accompl. Type:	Proposed Units
		Actual Units	8		Actual Units
Accompl. Type:	Proposed Units		Accompl. Type:	Proposed Units	
	Actual Units			Actual Units	

CPMP Version 2.0		Grantee Name: City of Newport Beach			
Project Name: South County Senior Services: Home Delivered Meals					
Description:		IDIS Project #: 2007-05	UOG Code: CA62454 NEWPORT BEACH		
South County Senior Services, Inc (SCSS) provides home-delivered meals to homebound senior citizens (ages 60 years or older) who are unable to prepare meals for themselves due to age, illness, or disability. Participants receive three (3) daily meals Monday through Friday. Funds were used to subsidize the cost of these meals.					
Location:		Priority Need Category			
South County Senior Services, Inc. (SCSS) 24300 El Toro Road, Suite 2000 Laguna Woods, CA 92637		Select one:		Public Services ▼	
Expected Completion Date: 6/30/2008		Explanation:			
Objective Category		Homebound seniors often have difficulty preparing nutritiously appropriate meals for themselves. Home delivered nutritious meals enables homebound seniors to remain in their homes, avoid being institutionalized, and creates a more suitable living environment.			
<input type="radio"/> Decent Housing <input checked="" type="radio"/> Suitable Living Environment <input type="radio"/> Economic Opportunity					
Outcome Categories		Specific Objectives			
<input checked="" type="checkbox"/> Availability/Accessibility <input type="checkbox"/> Affordability <input type="checkbox"/> Sustainability		1 Improve the services for low/mod income persons ▼			
		2 ▼			
		3 ▼			
Project-level Accomplishments	01 People ▼	Proposed	74	Accompl. Type: ▼	Proposed
		Underway			Underway
	Program Year 1	Complete	83	Program Year 4	Complete
	01 People ▼	Proposed	74	Accompl. Type: ▼	Proposed
		Underway			Underway
	Program Year 2	Complete	124	Program Year 5	Complete
	01 People ▼	Proposed	56	Accompl. Type: ▼	Proposed
		Underway			Underway
	Program Year 3	Complete	147	Con Plan Period	Complete
Proposed Outcome		Performance Measure		Actual Outcome	
05A Senior Services 570.201(e) ▼		Matrix Codes		▼	
05A Senior Services 570.201(e) ▼		Matrix Codes		▼	
05A Senior Services 570.201(e) ▼		Matrix Codes		▼	
Program Year 1	CDBG ▼	Proposed Amt.	\$7,000	Fund Source: ▼	Proposed Amt.
		Actual Amount	\$7,000		Actual Amount
	Fund Source: ▼	Proposed Amt.		Fund Source: ▼	Proposed Amt.
		Actual Amount			Actual Amount
	01 People ▼	Proposed Units	74	Accompl. Type: ▼	Proposed Units
		Actual Units	83		Actual Units
Accompl. Type: ▼	Proposed Units		Accompl. Type: ▼	Proposed Units	
	Actual Units			Actual Units	
Program Year 2	CDBG ▼	Proposed Amt.	\$12,000	Fund Source: ▼	Proposed Amt.
		Actual Amount	\$12,000		Actual Amount
	Fund Source: ▼	Proposed Amt.		Fund Source: ▼	Proposed Amt.
		Actual Amount			Actual Amount
	01 People ▼	Proposed Units	74	Accompl. Type: ▼	Proposed Units
		Actual Units	124		Actual Units
Accompl. Type: ▼	Proposed Units		Accompl. Type: ▼	Proposed Units	
	Actual Units			Actual Units	
Program Year 3	CDBG ▼	Proposed Amt.	\$27,550	Fund Source: ▼	Proposed Amt.
		Actual Amount	\$27,550		Actual Amount
	Other ▼	Proposed Amt.	\$227,500	Fund Source: ▼	Proposed Amt.
		Actual Amount	\$227,500		Actual Amount
	01 People ▼	Proposed Units	56	Accompl. Type: ▼	Proposed Units
		Actual Units	147		Actual Units
Accompl. Type: ▼	Proposed Units		Accompl. Type: ▼	Proposed Units	
	Actual Units			Actual Units	

CPMP Version 2.0		Grantee Name: City of Newport Beach				
Project Name: Serving People In Need (SPIN): Substance Abuse Treatment Program (SARP)						
Description: IDIS Project #: 2007-06 UOG Code: CA62454 NEWPORT BEACH						
SARP provides access to recovery programs for homeless and low-income individuals who otherwise cannot afford it. The program includes one month's room and board, counseling, and supplemental services focused on employment, medical assistance, and legal assistance. Funds were used for case management, shelter costs, and operational costs.						
Location:		Priority Need Category				
Serving People In Need (SPIN) 151 Kalmus, H-2 S Costa Mesa, CA 92626		Select one: Public Services				
Expected Completion Date: 6/30/2008		Explanation:				
Objective Category <input type="radio"/> Decent Housing <input checked="" type="radio"/> Suitable Living Environment <input type="radio"/> Economic Opportunity		Homeless and low-income people often do not have sufficient income to participate in substance abuse treatment programs to help in their recovery. SARP increases the access to such programs for homeless and low-income persons suffering from substance abuse.				
Outcome Categories <input checked="" type="checkbox"/> Availability/Accessibility <input type="checkbox"/> Affordability <input type="checkbox"/> Sustainability		Specific Objectives				
		1 Improve the services for low/mod income persons				
		2 End chronic homelessness				
		3				
Project-level Accomplishments	01 People	Proposed	6	Accompl. Type:	Proposed	
	Program Year 1	Underway			Underway	
		Complete	12		Complete	
	01 People	Proposed	6	Accompl. Type:	Proposed	
	Program Year 2	Underway			Underway	
		Complete	14		Complete	
	01 People	Proposed	7	Accompl. Type:	Proposed	
	Program Year 3	Underway			Underway	
		Complete	11		Complete	
Proposed Outcome		Performance Measure		Actual Outcome		
Increase supportive services for persons suffering from substance abuse		number of persons assisted		14 persons assisted with new access to treatment programs		
05F Substance Abuse Services 570.201(e)				Matrix Codes		
05F Substance Abuse Services 570.201(e)				Matrix Codes		
05F Substance Abuse Services 570.201(e)				Matrix Codes		
Program Year 1	CDBG	Proposed Amt.	\$8,000	Fund Source:	Proposed Amt.	
		Actual Amount	\$8,000		Actual Amount	
	Fund Source:	Proposed Amt.		Fund Source:	Proposed Amt.	
		Actual Amount			Actual Amount	
	01 People	Proposed Units	6	Accompl. Type:	Proposed Units	
		Actual Units	12		Actual Units	
Accompl. Type:	Proposed Units		Accompl. Type:	Proposed Units		
	Actual Units			Actual Units		
Program Year 2	CDBG	Proposed Amt.	\$9,000	Fund Source:	Proposed Amt.	
		Actual Amount	\$9,000		Actual Amount	
	Other	Proposed Amt.		Fund Source:	Proposed Amt.	
		Actual Amount			Actual Amount	
	01 People	Proposed Units	6	Accompl. Type:	Proposed Units	
		Actual Units	14		Actual Units	
Accompl. Type:	Proposed Units		Accompl. Type:	Proposed Units		
	Actual Units			Actual Units		
Program Year 3	CDBG	Proposed Amt.	\$13,000	Fund Source:	Proposed Amt.	
		Actual Amount	\$13,000		Actual Amount	
	Other	Proposed Amt.	\$707,430	Fund Source:	Proposed Amt.	
		Actual Amount	\$707,430		Actual Amount	
	01 People	Proposed Units	7	Accompl. Type:	Proposed Units	
		Actual Units	11		Actual Units	
Accompl. Type:	Proposed Units		Accompl. Type:	Proposed Units		
	Actual Units			Actual Units		

CPMP Version 2.0		Grantee Name: City of Newport Beach			
Project Name: ADA Sidewalk Improvements					
Description:		IDIS Project #: 2007-07	UOG Code: CA62454 NEWPORT BEACH		
Funds were used to make Improvements to public facilities to allow for greater accessibility to Newport Beach residents with disabilities. Improvements includes curb cuts and installation of ramps throughout the City.					
Location:		Priority Need Category			
Citywide - LMA		Select one:	Public Facilities		
Explanation:					
Expected Completion Date: 9/30/2008		Persons with disabilities have limited access to public facilities and difficulty getting around the city in general when the infrastructure (such as curbs) impose a barrier. By improving public facilities and infrastructure, persons with disabilities have greater access to public resources and a more suitable living environment.			
Objective Category		Specific Objectives			
<input type="radio"/> Decent Housing <input checked="" type="radio"/> Suitable Living Environment <input type="radio"/> Economic Opportunity		1 Improve quality / increase quantity of public improvements for lower income persons 2 3			
Outcome Categories					
<input checked="" type="checkbox"/> Availability/Accessibility <input type="checkbox"/> Affordability <input type="checkbox"/> Sustainability					
Project-level Accomplishments	11 Public Facilities	Proposed	1	Accompl. Type:	Proposed
		Underway			Underway
	Program Year 1	Complete	1	Program Year 4	Complete
	11 Public Facilities	Proposed	1	Accompl. Type:	Proposed
		Underway	1		Underway
	Program Year 2	Complete		Program Year 5	Complete
	11 Public Facilities	Proposed	1	Accompl. Type:	Proposed
		Underway	1		Underway
	Program Year 3	Complete		Con Plan Period	Complete
Proposed Outcome		Performance Measure		Actual Outcome	
03L Sidewalks 570.201(c)		Matrix Codes			
03L Sidewalks 570.201(c)		Matrix Codes			
03L Sidewalks 570.201(c)		Matrix Codes			
Program Year 1	CDBG	Proposed Amt.	\$50,000	Fund Source:	Proposed Amt.
		Actual Amount	\$50,000		Actual Amount
	Fund Source:	Proposed Amt.		Fund Source:	Proposed Amt.
		Actual Amount			Actual Amount
	11 Public Facilities	Proposed Units	1	Accompl. Type:	Proposed Units
		Actual Units	1		Actual Units
04 Households	Proposed Units	497	Accompl. Type:	Proposed Units	
	Actual Units	497		Actual Units	
Program Year 2	CDBG	Proposed Amt.	\$54,476	Fund Source:	Proposed Amt.
		Actual Amount			Actual Amount
	Fund Source:	Proposed Amt.		Fund Source:	Proposed Amt.
		Actual Amount			Actual Amount
	11 Public Facilities	Proposed Units	1	Accompl. Type:	Proposed Units
		Actual Units			Actual Units
04 Households	Proposed Units	500	Accompl. Type:	Proposed Units	
	Actual Units			Actual Units	
Program Year 3	CDBG	Proposed Amt.	\$125,533	Fund Source:	Proposed Amt.
		Actual Amount			Actual Amount
	Fund Source:	Proposed Amt.		Fund Source:	Proposed Amt.
		Actual Amount			Actual Amount
	11 Public Facilities	Proposed Units	1	Accompl. Type:	Proposed Units
		Actual Units			Actual Units
04 Households	Proposed Units	500	Accompl. Type:	Proposed Units	
	Actual Units			Actual Units	

CPMP Version 2.0		Grantee Name: City of Newport Beach			
Project Name:		Section 108 Loan Repayment			
Description:		IDIS Project #: 2007-08	UOG Code: CA62454 NEWPORT BEACH		
Funds were used to repay the City's Section 108 Loan. The loan was used to partially fund public improvements to the Balboa Target Area totaling \$8 million. The scope of work includes the Balboa Village Pedestrian and Streetscape Plan, Street Improvements to Balboa Blvd., Pier Parking Lot, Pier Plaza, and Lot A connecting access to Main Street.					
Location:		Priority Need Category			
Citywide		Select one:	Public Facilities		
Explanation:					
Expected Completion Date:		Targeted areas within Balboa Village were deteriorating. To eliminate the blight blighting influences and prevent further deterioration, the City used CDBG funds to make necessary improvements to the target areas. The improvements will stimulate future economic investment and provide a more suitable living environment.			
6/30/2008					
Objective Category		Specific Objectives			
<input type="radio"/> Decent Housing <input checked="" type="radio"/> Suitable Living Environment <input type="radio"/> Economic Opportunity		1 Improve quality / Increase quantity of public improvements for lower income persons 2 Improve quality / Increase quantity of neighborhood facilities for low-income persons 3			
Outcome Categories					
<input checked="" type="checkbox"/> Availability/Accessibility <input type="checkbox"/> Affordability <input type="checkbox"/> Sustainability					
Project-level Accomplishments	11 Public Facilities	Proposed	1	Accompl. Type:	Proposed
		Underway			Underway
	Program Year 1	Complete	1	Program Year 4	Complete
	11 Public Facilities	Proposed	1	Accompl. Type:	Proposed
		Underway			Underway
	Program Year 2	Complete	1	Program Year 5	Complete
	11 Public Facilities	Proposed	1	Accompl. Type:	Proposed
		Underway			Underway
	Program Year 3	Complete	1	Con Plan Period	Complete
Proposed Outcome		Performance Measure		Actual Outcome	
elimination of blight and prevent the deterioration of property.		# of public facilities improved; # of households with more suitable living environment		1 public facility improved; 500 households with more suitable living environment	
19F Planned Repayment of Section 108 Loan Principal		Matrix Codes			
19F Planned Repayment of Section 108 Loan Principal		Matrix Codes			
19F Planned Repayment of Section 108 Loan Principal		Matrix Codes			
Program Year 1	CDBG	Proposed Amt.	\$189,514	Fund Source:	Proposed Amt.
		Actual Amount	\$189,514		Actual Amount
	Fund Source:	Proposed Amt.		Fund Source:	Proposed Amt.
		Actual Amount			Actual Amount
	04 Households	Proposed Units	500	Accompl. Type:	Proposed Units
		Actual Units	500		Actual Units
11 Public Facilities	Proposed Units	1	Accompl. Type:	Proposed Units	
	Actual Units	1		Actual Units	
Program Year 2	CDBG	Proposed Amt.	\$191,224	Fund Source:	Proposed Amt.
		Actual Amount	\$191,224		Actual Amount
	Fund Source:	Proposed Amt.		Fund Source:	Proposed Amt.
		Actual Amount			Actual Amount
	04 Households	Proposed Units	500	Accompl. Type:	Proposed Units
		Actual Units	500		Actual Units
11 Public Facilities	Proposed Units	1	Accompl. Type:	Proposed Units	
	Actual Units	1		Actual Units	
Program Year 3	CDBG	Proposed Amt.	\$193,483	Fund Source:	Proposed Amt.
		Actual Amount	\$193,482.20		Actual Amount
	Fund Source:	Proposed Amt.		Fund Source:	Proposed Amt.
		Actual Amount			Actual Amount
	04 Households	Proposed Units	500	Accompl. Type:	Proposed Units
		Actual Units	500		Actual Units
11 Public Facilities	Proposed Units	1	Accompl. Type:	Proposed Units	
	Actual Units	1		Actual Units	



APPENDIX "C"
PROOF OF PUBLIC NOTICE

RECEIVED

2008 SEP 10 AM 8:41

PROOF OF PUBLICATION

STATE OF CALIFORNIA)
) SS.
COUNTY OF ORANGE)

I am a Citizen of the United States and a resident of the County aforesaid; I am over the age of eighteen years, and not a party to or interested in the below entitled matter. I am a principal clerk of the NEWPORT BEACH - COSTA MESA DAILY PILOT, a newspaper of general circulation, printed and published in the City of Costa Mesa, County of Orange, State of California, and that attached Notice is a true and complete copy as was printed and published on the following dates:

September 6, 2008

I declare, under penalty of perjury, that the foregoing is true and correct.

Executed on September 8, 2008 at Costa Mesa, California.

Signature of Sandrine Yam
Signature

OFFICE OF THE CLERK
CITY OF NEWPORT BEACH

NOTICE OF PUBLIC HEARING AND PUBLIC REVIEW PERIOD
CITY OF NEWPORT BEACH
DRAFT CONSOLIDATED ANNUAL PERFORMANCE AND EVALUATION REPORT
FISCAL YEAR 2007-2008
NOTICE IS HEREBY GIVEN that the City of Newport Beach, California has prepared the draft Consolidated Annual Performance and Evaluation Report (CAPER) for the Fiscal Year beginning July 1,

2007 and ending June 30, 2008, as required by the U.S. Department of Housing and Urban Development. A copy of the CAPER is available for public review from September 8, 2008 to September 23, 2008.

PUBLIC HEARING: In addition, the Newport Beach City Council will hold a public hearing to review comments received regarding the draft CAPER on September 23, 2008 at the hour 7:00 PM in the City Council Chambers at 3300 Newport Boulevard, Newport Beach, California.

DESCRIPTION: The draft CAPER provides a detailed account of how the City of Newport Beach utilized its Community Development Block Grant (CDBG) and other funds in Fiscal Year 2007-2008 to pursue the strategies, goals, and objectives proposed in the City's 2007-2008 One Year Action Plan and how well the City is addressing the housing and community development needs identified in the City's 2005-2008 Consolidated Plan.

PURPOSE: The purpose of the Public Hearing for the CAPER is to allow the public the opportunity to comment on the manner in which the City utilized federal and non-federal funds for the one-year period that ended on June 30, 2008.

REVIEW OF THE CAPER DOCUMENT: Copies of the draft CAPER will be available for public review and comment from September 8, 2008 to September 23, 2008 at the City Clerk's Office or the Planning Department, City of Newport Beach, 3300 Newport Blvd., Newport Beach, California.

COMMENTS: The public is invited to comment at the September 23, 2008 hearing or by submitting written comments on the draft CAPER no later than 4:00 PM on September 23, 2008 to: City of Newport Beach, ATTN: Kathryn Bowden, Economic Development Coordinator, 3300 Newport Blvd., Newport Beach, CA 92662.

LaVonne M. Itzkless, City Clerk
City of Newport Beach
Published Newport Beach/Costa Mesa Daily Pilot
September 6, 2008 \$4530

PUBLIC NOTICE
NOTICE OF PUBLIC HEARING AND PUBLIC REVIEW PERIOD
CITY OF NEWPORT BEACH
DRAFT CONSOLIDATED ANNUAL PERFORMANCE AND EVALUATION REPORT
FISCAL YEAR 2007-2008

Notice is hereby given that the City of Newport Beach, California has prepared the draft Consolidated Annual Performance and Evaluation Report (CAPER) for the Fiscal Year, beginning July 1, 2007 and ending June 30, 2008, as required by the U.S. Department of Housing and Urban Development. A copy of the CAPER is available for public review from September 8, 2008 to September 23, 2008.

PUBLIC HEARING: In addition, the Newport Beach City Council will hold a public hearing to review comments received on the draft CAPER at the following date, time, and location:

Date: **September 23, 2008**

Time: **7:00 PM**

Location: City of Newport Beach, City Council Chambers, 3300 Newport Boulevard, Newport Beach, California.

DESCRIPTION: The draft CAPER provides a detailed account of how the City of Newport Beach utilized its Community Development Block Grant (CDBG) and other funds in Fiscal Year 2007-2008 to pursue the strategies, goals, and objectives proposed in the City's 2007-2008 One Year Action Plan and how well the City is addressing the housing and community development needs identified in the City's 2005-2009 Consolidated Plan.

PURPOSE: The purpose of the Public Hearing for the CAPER is to allow the public the opportunity to comment on the manner in which the City utilized federal and non-federal funds for the one-year period that ended on June 30, 2008.

REVIEW OF THE CAPER DOCUMENT: Copies of the draft CAPER will be available for public review and comment from September 8, 2008 to September 23, 2008 at the following locations:

City Clerk's Office, City of Newport Beach, 3300 Newport Blvd, Newport Beach, California
Planning Department, City of Newport Beach, 3300 Newport Blvd, Newport Beach, California

COMMENTS: The public is invited to comment at the September 23, 2008 hearing or by submitting written comments on the draft CAPER no later than 4:00 PM on September 23, 2008 to:

City of Newport Beach,
ATTN: Kathlyn Bowden, AICP
Economic Development Coordinator
3300 Newport Blvd,
Newport Beach, CA 92663

City Clerk



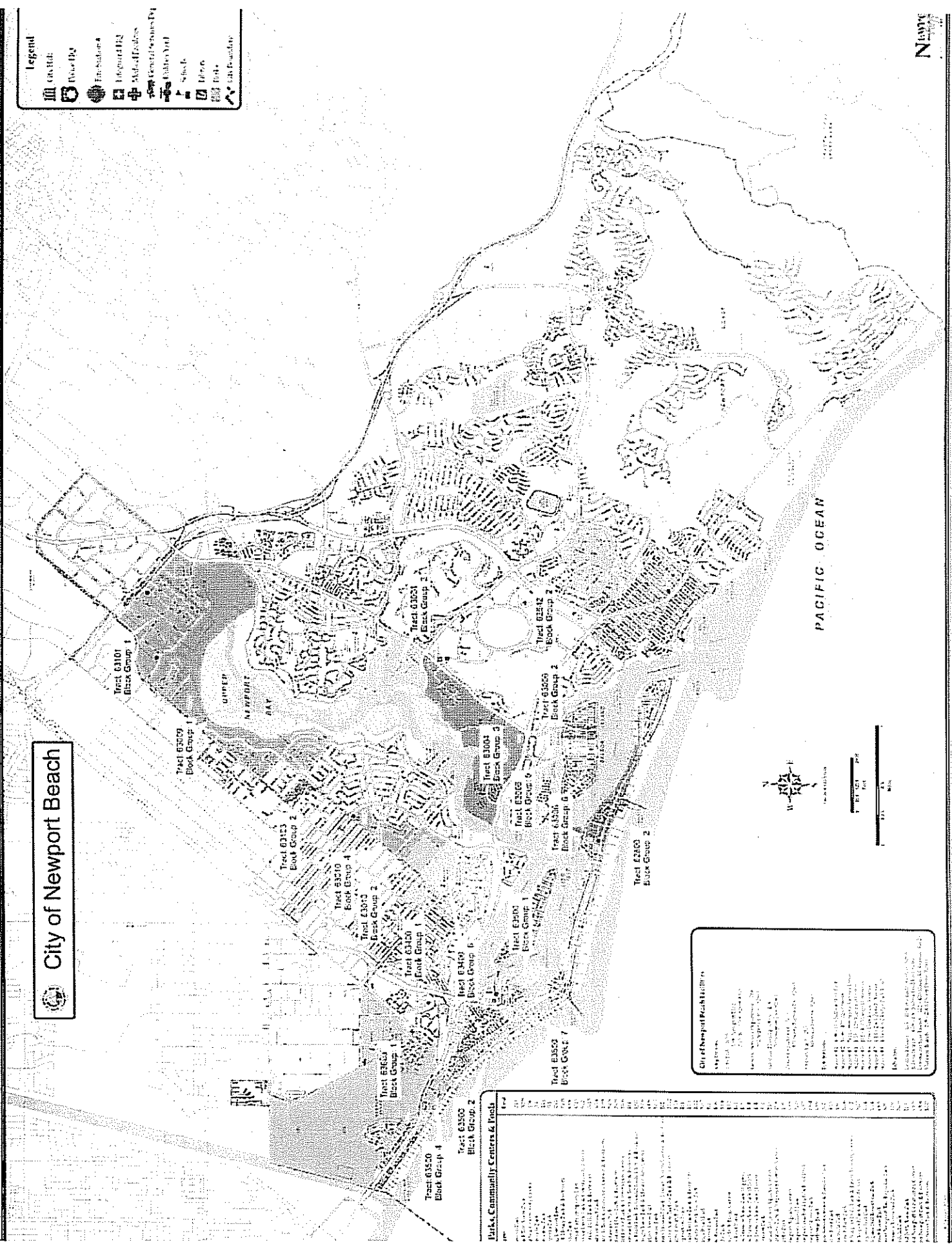
APPENDIX "D"

MAP

Legend

- Water
- Road
- Fire Station
- Highway
- Middle School
- Elementary School
- Public Yard
- School
- Park
- Park Boundary

City of Newport Beach



Scale

0 0.1 0.2 0.3 0.4 0.5 Miles

North Arrow

North

City of Newport Beach Utilities

Water: City of Newport Beach, 1000 Newport Blvd., Newport Beach, CA 92660
 Gas: Southern California Gas Company, 1000 Newport Blvd., Newport Beach, CA 92660
 Sewer: City of Newport Beach, 1000 Newport Blvd., Newport Beach, CA 92660
 Electric: Southern California Edison Company, 1000 Newport Blvd., Newport Beach, CA 92660
 Telephone: Pacific Bell, 1000 Newport Blvd., Newport Beach, CA 92660
 Cable: Comcast Cable, 1000 Newport Blvd., Newport Beach, CA 92660
 Internet: Comcast Cable, 1000 Newport Blvd., Newport Beach, CA 92660
 Gasoline: Shell, 1000 Newport Blvd., Newport Beach, CA 92660
 Food: Safeway, 1000 Newport Blvd., Newport Beach, CA 92660
 Retail: Target, 1000 Newport Blvd., Newport Beach, CA 92660
 Medical: Kaiser Permanente, 1000 Newport Blvd., Newport Beach, CA 92660
 Education: Newport Beach Unified School District, 1000 Newport Blvd., Newport Beach, CA 92660
 Recreation: Newport Beach Convention Center, 1000 Newport Blvd., Newport Beach, CA 92660
 Transportation: Newport Beach Transit, 1000 Newport Blvd., Newport Beach, CA 92660
 Public Safety: Newport Beach Police Department, 1000 Newport Blvd., Newport Beach, CA 92660
 Fire: Newport Beach Fire Department, 1000 Newport Blvd., Newport Beach, CA 92660
 Public Works: City of Newport Beach, 1000 Newport Blvd., Newport Beach, CA 92660
 Planning: City of Newport Beach, 1000 Newport Blvd., Newport Beach, CA 92660
 Parks: City of Newport Beach, 1000 Newport Blvd., Newport Beach, CA 92660
 Cultural: Newport Beach Center for the Performing Arts, 1000 Newport Blvd., Newport Beach, CA 92660
 Historical: Newport Beach Historical Society, 1000 Newport Blvd., Newport Beach, CA 92660
 Environmental: Newport Beach Environmental Center, 1000 Newport Blvd., Newport Beach, CA 92660
 Community: Newport Beach Community Center, 1000 Newport Blvd., Newport Beach, CA 92660
 Senior: Newport Beach Senior Center, 1000 Newport Blvd., Newport Beach, CA 92660
 Youth: Newport Beach Youth Center, 1000 Newport Blvd., Newport Beach, CA 92660
 Library: Newport Beach Library, 1000 Newport Blvd., Newport Beach, CA 92660
 Post Office: Newport Beach Post Office, 1000 Newport Blvd., Newport Beach, CA 92660
 Bank: Newport Beach Branch, 1000 Newport Blvd., Newport Beach, CA 92660
 Hospital: Newport Beach Hospital, 1000 Newport Blvd., Newport Beach, CA 92660
 Court: Newport Beach Courthouse, 1000 Newport Blvd., Newport Beach, CA 92660
 City Hall: City of Newport Beach, 1000 Newport Blvd., Newport Beach, CA 92660

Parks, Community Centers & Pools

Tract	Block Group	Facility Name
Tract 63520	Block Group 4	...
Tract 63503	Block Group 2	...
Tract 63503	Block Group 6	...
Tract 63503	Block Group 7	...
Tract 63503	Block Group 8	...
Tract 63503	Block Group 9	...
Tract 63503	Block Group 10	...
Tract 63503	Block Group 11	...
Tract 63503	Block Group 12	...
Tract 63503	Block Group 13	...
Tract 63503	Block Group 14	...
Tract 63503	Block Group 15	...
Tract 63503	Block Group 16	...
Tract 63503	Block Group 17	...
Tract 63503	Block Group 18	...
Tract 63503	Block Group 19	...
Tract 63503	Block Group 20	...
Tract 63503	Block Group 21	...
Tract 63503	Block Group 22	...
Tract 63503	Block Group 23	...
Tract 63503	Block Group 24	...
Tract 63503	Block Group 25	...
Tract 63503	Block Group 26	...
Tract 63503	Block Group 27	...
Tract 63503	Block Group 28	...
Tract 63503	Block Group 29	...
Tract 63503	Block Group 30	...
Tract 63503	Block Group 31	...
Tract 63503	Block Group 32	...
Tract 63503	Block Group 33	...
Tract 63503	Block Group 34	...
Tract 63503	Block Group 35	...
Tract 63503	Block Group 36	...
Tract 63503	Block Group 37	...
Tract 63503	Block Group 38	...
Tract 63503	Block Group 39	...
Tract 63503	Block Group 40	...
Tract 63503	Block Group 41	...
Tract 63503	Block Group 42	...
Tract 63503	Block Group 43	...
Tract 63503	Block Group 44	...
Tract 63503	Block Group 45	...
Tract 63503	Block Group 46	...
Tract 63503	Block Group 47	...
Tract 63503	Block Group 48	...
Tract 63503	Block Group 49	...
Tract 63503	Block Group 50	...



APPENDIX “E” IDIS REPORTS

1. HUD GRANTS AND PROGRAM INCOME REPORT
2. SUMMARY OF CONSOLIDATED PLAN PROJECTS PY 2007-2008
3. SUMMARY OF ACCOMPLISHMENTS FOR PY 2007-2008
4. GRANTEE PERFORMANCE REPORT FOR PY 2007-2008
5. CDBG FINANCIAL SUMMARY FOR PY 2007-2008

IDIS - C04PR01 DATE: 09-26-08
 HUD GRANTS AND PROGRAM INCOME
 NEWPORT BEACH, CA

PGM	FUND	GRANT NUMBER	AUTHORIZED AMOUNT	SUBALLOCATED AMOUNT	COMMITTED TO ACTIVITIES	NET DRAWN AMOUNT	AVAILABLE TO COMMIT	AVAILABLE TO DRAW
CDBG	EN	B-89-MC-060546	423,000.00	0.00	423,000.00	423,000.00	0.00	0.00
		B-90-MC-060546	406,000.00	0.00	406,000.00	406,000.00	0.00	0.00
		B-91-MC-060546	453,000.00	0.00	453,000.00	453,000.00	0.00	0.00
		B-92-MC-060546	469,000.00	0.00	469,000.00	469,000.00	0.00	0.00
		B-93-MC-060546	472,000.00	0.00	472,000.00	472,000.00	0.00	0.00
		B-94-MC-060546	513,000.00	0.00	513,000.00	513,000.00	0.00	0.00
		B-95-MC-060546	534,000.00	0.00	534,000.00	534,000.00	0.00	0.00
		B-96-MC-060546	520,000.00	0.00	520,000.00	520,000.00	0.00	0.00
		B-97-MC-060546	515,000.00	0.00	515,000.00	515,000.00	0.00	0.00
		B-98-MC-060546	492,000.00	0.00	492,000.00	492,000.00	0.00	0.00
		B-99-MC-060546	495,000.00	0.00	495,000.00	495,000.00	0.00	0.00
		B-00-MC-060546	498,000.00	0.00	498,000.00	498,000.00	0.00	0.00
		B-01-MC-060546	518,000.00	0.00	518,000.00	518,000.00	0.00	0.00
		B-02-MC-060546	490,000.00	0.00	490,000.00	490,000.00	0.00	0.00
		B-03-MC-060546	426,000.00	0.00	426,000.00	426,000.00	0.00	0.00
		B-04-MC-060546	437,000.00	0.00	437,000.00	437,000.00	0.00	0.00
		B-05-MC-060546	412,233.00	0.00	412,233.00	412,233.00	0.00	0.00
		B-06-MC-060546	373,292.00	0.00	373,292.00	373,292.00	0.00	0.00
		B-07-MC-060546	370,332.00	0.00	356,959.83	215,300.08	13,372.17	155,031.92
			8,816,857.00	0.00	8,803,484.83	8,661,825.08	13,372.17	155,031.92

IDIS - C04PR02 DATE: 09-26-08
 LIST OF ACTIVITIES BY PROGRAM YEAR AND PROJECT
 NEWPORT BEACH, CA

PGM YR-PROJECT	IDIS ACT ID	ACTIVITY NAME	STATUS	PGM	FUNDED AMOUNT	NET DRAWN AMOUNT	BALANCE
1994-0001	CONVERTED	HOME ACTIVITIES	BUDGETED		0.00	0.00	0.00
1994-0002	1	HOME COMMITTED FUNDS ADJUSTMENT					
	2	CDBG COMMITTED FUNDS ADJUSTMENT	COMPLETE	CDBG	3,159,877.80	3,159,877.80	0.00
	5		COMPLETE	CDBG	0.00	0.00	0.00
	6		COMPLETE	CDBG	0.00	0.00	0.00
	7		COMPLETE	CDBG	0.00	0.00	0.00
	8		COMPLETE	CDBG	0.00	0.00	0.00
	9		COMPLETE	CDBG	0.00	0.00	0.00
	10		COMPLETE	CDBG	0.00	0.00	0.00
	11		COMPLETE	CDBG	0.00	0.00	0.00
	12		COMPLETE	CDBG	0.00	0.00	0.00
	14		COMPLETE	CDBG	0.00	0.00	0.00
	15		COMPLETE	CDBG	0.00	0.00	0.00
	16		COMPLETE	CDBG	0.00	0.00	0.00
	17		COMPLETE	CDBG	0.00	0.00	0.00
		PROJECT TOTALS			3,159,877.80	3,159,877.80	0.00
1994-0003	CONVERTED	ESG ACTIVITIES	BUDGETED		0.00	0.00	0.00
1994-0004	3	ESG COMMITTED FUNDS ADJUSTMENT					
	CONVERTED	HOPWA ACTIVITIES	BUDGETED		0.00	0.00	0.00
	4	HOPWA COMMITTED FUNDS ADJUSTMENT					
		PROGRAM YEAR 1994 TOTALS			3,159,877.80	3,159,877.80	0.00
1995-0001	Housing	*** NO ACTIVITIES FOUND ***					
1995-0003	Substance Abuse	Rehabilitation					
1995-0008	ADA	*** NO ACTIVITIES FOUND ***					
	44	ADA	COMPLETE	CDBG	150,637.41	150,637.41	0.00
		PROGRAM YEAR 1995 TOTALS			150,637.41	150,637.41	0.00
1996-0001	SPIN - Housing		COMPLETE	CDBG	3,500.00	3,500.00	0.00
1996-0002	31	SPIN - HOUSING					
	FISH - Housing		COMPLETE	CDBG	8,029.02	8,029.02	0.00
1996-0004	30	HOMELESS EMERGENCY ASSISTANCE					
	Orange Coast	Interfaith Homeless Shelter	COMPLETE	CDBG	5,479.50	5,479.50	0.00
1996-0005	33	ORANGE COAST INTERFAITH SHELTER					
	YWCA - Homeless	Womens Shelter	COMPLETE	CDBG	5,000.00	5,000.00	0.00
1996-0006	34	YWCA - HOMELESS WOMENS SHELTER					
	FISH - Meals for the Elderly		COMPLETE	CDBG	11,741.50	11,741.50	0.00
1996-0007	36	FISH - MEALS FOR THE ELDERLY					
	San Clemente	Seniors - Meals for the Elderly	COMPLETE	CDBG			

IDIS - C04PR02 DATE: 09-26-08
 LIST OF ACTIVITIES BY PROGRAM YEAR AND PROJECT
 NEWPORT BEACH, CA

PGM YR-PROJECT	IDIS ACT ID	ACTIVITY NAME	STATUS	PGM	FUNDED AMOUNT	NET DRAWN AMOUNT	BALANCE
1996-0008	ADA 37	SAN CLEMENTE SENIORS - MEALS FOR ELDERLY	COMPLETE	CDBG	12,500.00	12,500.00	0.00
1996-0009	ADA 38	ADA Program Administration	COMPLETE	CDBG	147,004.59	147,004.59	0.00
1996-0010	39	PROVIDE FAIR HOUSING COUNSELING SERVICES	COMPLETE	CDBG	5,070.00	5,070.00	0.00
1996-0011	40	PROGRAM ADMINISTRATION	COMPLETE	CDBG	61,814.32	61,814.32	0.00
1996-0012	41	Interval House - Shelter for Abused Women	COMPLETE	CDBG	10,000.00	10,000.00	0.00
1996-0013	42	INTERVAL HOUSE-SHELTER FOR ABUSED WOMEN	COMPLETE	CDBG	10,000.00	10,000.00	0.00
1997-0001	43	Olive Crest - Shelter for Abused Children	COMPLETE	CDBG	10,000.00	10,000.00	0.00
1997-0002	44	OLIVE CREST-SHELTER FOR ABUSED CHILDREN	COMPLETE	CDBG	10,000.00	10,000.00	0.00
1997-0003	45	Mercy House - Shelter for Homeless Men and Women	COMPLETE	CDBG	10,000.00	10,000.00	0.00
1997-0004	46	MERCY HOUSE-SHELTER FOR HOMELESS MEN/WOM	COMPLETE	CDBG	10,000.00	10,000.00	0.00
1997-0005	47	PROGRAM YEAR 1996 TOTALS	TOTALS	CDBG	290,138.93	290,138.93	0.00
1997-0006	48	FISH - Housing	COMPLETE	CDBG	20,000.00	20,000.00	0.00
1997-0007	49	FISH - Substance Abuse Rehabilitation	COMPLETE	CDBG	8,000.00	8,000.00	0.00
1997-0008	50	SPIN - SUBSTANCE ABUSE REHABILITATION	COMPLETE	CDBG	8,555.00	8,555.00	0.00
1997-0009	51	Orange Coast Interfaith Homeless Shelter	COMPLETE	CDBG	8,555.00	8,555.00	0.00
1997-0010	52	ORANGE COAST INTERFAITH HOMELESS SHELTER	COMPLETE	CDBG	8,280.00	8,280.00	0.00
1997-0011	53	YWCA - Homeless Womens Shelter	COMPLETE	CDBG	19,915.00	19,915.00	0.00
1997-0012	54	YWCA - HOMELESS WOMENS SHELTER	COMPLETE	CDBG	19,915.00	19,915.00	0.00
1997-0013	55	FISH - Meals for the Elderly	COMPLETE	CDBG	12,500.00	12,500.00	0.00
1997-0014	56	FISH - MEALS FOR THE ELDERLY	COMPLETE	CDBG	12,504.00	12,504.00	0.00
1997-0015	57	San Clemente Seniors - Meals for the Elderly	COMPLETE	CDBG	90,496.00	90,496.00	0.00
1997-0016	58	SOUTH COUNTY SENIORS - MEALS FOR ELDERLY	COMPLETE	CDBG	20,000.00	20,000.00	0.00
1997-0017	59	PROGRAM ADMINISTRATION	COMPLETE	CDBG	10,000.00	10,000.00	0.00
1997-0018	60	PROVIDE FAIR HOUSING COUNSELING SERVICES	COMPLETE	CDBG	468,921.67	468,921.67	0.00
1997-0019	61	PROGRAM ADMINISTRATION	COMPLETE	CDBG	12,712.83	12,712.83	0.00
1997-0020	62	OLIVE CREST - Shelter for Abused Children	COMPLETE	CDBG	7,500.00	7,500.00	0.00
1997-0021	63	OLIVE CREST FOR ABUSED CHILDREN	COMPLETE	CDBG	699,384.50	699,384.50	0.00
1997-0022	64	Mercy House - Shelter for Homeless Men and Women	COMPLETE	CDBG	7,500.00	7,500.00	0.00
1997-0023	65	MERCY HOUSE	COMPLETE	CDBG	699,384.50	699,384.50	0.00
1997-0024	66	ECONOMIC DEVELOPMENT	COMPLETE	CDBG	7,500.00	7,500.00	0.00
1997-0025	67	PUBLIC FACILITIES AND IMPROVEMENTS	COMPLETE	CDBG	699,384.50	699,384.50	0.00
1997-0026	68	CODE ENFORCEMENT	COMPLETE	CDBG	7,500.00	7,500.00	0.00
1997-0027	69	CODE ENFORCEMENT	COMPLETE	CDBG	699,384.50	699,384.50	0.00
1997-0028	70	ACQUISITION	COMPLETE	CDBG	7,500.00	7,500.00	0.00
1997-0029	71	ACQUISITION	COMPLETE	CDBG	699,384.50	699,384.50	0.00

IDIS - C04PR02 DATE: 09-26-08
 LIST OF ACTIVITIES BY PROGRAM YEAR AND PROJECT
 NEWPORT BEACH, CA

PGM YR-PROJECT	IDIS ACT ID	ACTIVITY NAME	STATUS	PGM	FUNDED AMOUNT	NET DRAWN AMOUNT	BALANCE
1998-0001		PROGRAM ADMINISTRATION					
	59	PROGRAM ADMINISTRATION	COMPLETE	CDBG	74,462.04	74,462.04	0.00
	60	FISH	COMPLETE	CDBG	18,000.00	18,000.00	0.00
		PROJECT TOTALS			92,462.04	92,462.04	0.00
1998-0004		SPIN					
	61	SPIN - SUBSTANCE ABUSE REHABILITATION	COMPLETE	CDBG	10,000.00	10,000.00	0.00
1998-0005		ORANGE COAST INTERFAITH SHELTER					
	62	ORANGE COAST INTERFAITH HOMELESS SHELTER	COMPLETE	CDBG	8,800.00	8,800.00	0.00
1998-0006		YWCA - HOTEL FOR WOMEN					
	63	YWCA - HOTEL FOR WOMEN	COMPLETE	CDBG	5,000.00	5,000.00	0.00
1998-0007		FISH - MEALS FOR ELDERLY & HOMEBOUND					
	64	FISH - MEALS FOR ELDERLY AND HOMEBOUND	COMPLETE	CDBG	20,500.00	20,500.00	0.00
1998-0008		SOUTH COUNTY SENIOR SERVICES					
	65	SOUTH COUNTY SENIOR SERVICES	COMPLETE	CDBG	11,500.00	11,500.00	0.00
1998-0009		PROGRAM ADMINISTRATION - FAIR HOUSING					
	66	PROGRAM ADMINISTRATION - FAIR HOUSING	COMPLETE	CDBG	14,029.00	14,029.00	0.00
1998-0010		PUBLIC FACILITIES AND IMPROVEMENTS					
	67	PUBLIC FACILITIES AND IMPROVEMENTS	COMPLETE	CDBG	298,100.00	298,100.00	0.00
1998-0011		CODE ENFORCEMENT					
	68	CODE ENFORCEMENT	COMPLETE	CDBG	21,700.00	21,700.00	0.00
		PROGRAM YEAR 1998 TOTALS			482,091.04	482,091.04	0.00
1999-0001		YWCA - HOMELESS SERVICES					
	72	SOCIAL SERVICES -YWCA SOUTH ORANGE CNTY	COMPLETE	CDBG	5,000.00	5,000.00	0.00
1999-0002		SOUTH COUNTY SENIOR SERVICES					
	77	SOUTH COUNTY SENIOR SERVICES, INC.	COMPLETE	CDBG	15,170.00	15,170.00	0.00
1999-0003		ADMINISTRATION					
	80	ADMINISTRATION	COMPLETE	CDBG	85,008.00	85,008.00	0.00
1999-0004		FAIR HOUSING COUNCIL OF ORANGE COUNTY					
	81	FAIR HOUSING COUNCIL OF ORANGE COUNTY	COMPLETE	CDBG	13,992.00	13,992.00	0.00
1999-0005		ADA IMPROVEMENTS					
	***	NO ACTIVITIES FOUND ***					
1999-0006		CODE ENFORCEMENT					
	78	CODE ENFORCEMENT	COMPLETE	CDBG	25,000.00	25,000.00	0.00
1999-0007		ECONOMIC DEVELOPMENT/BALBOA PENINSULA REVITALIZATION					
	82	BALBOA PENINSULA REVITALIZATION	COMPLETE	CDBG	73,358.67	73,358.67	0.00
	83	BALBOA/NEWPORT INTERSECTION STUDY	COMPLETE	CDBG	60,443.83	60,443.83	0.00
	84	UNDERGROUND DISTRICT	COMPLETE	CDBG	106,100.00	106,100.00	0.00
	85	BALBOA BOULEVARD PAVEMENT REHAB	COMPLETE	CDBG	26,847.50	26,847.50	0.00
		PROJECT TOTALS			266,750.00	266,750.00	0.00

IDIS - C04PR02 DATE: 09-26-08
 LIST OF ACTIVITIES BY PROGRAM YEAR AND PROJECT
 NEWPORT BEACH, CA

PGM YR-PROJECT	IDIS ACT ID	ACTIVITY NAME	STATUS	PGM	FUNDED AMOUNT	NET DRAWN AMOUNT	BALANCE
1999-0008	FISH - HOMELESS						
	73	FISH - HOMELESS	COMPLETE	CDBG	12,090.00	12,090.00	0.00
1999-0009	FISH - MOBILE MEALS						
	74	FISH - MOBILE MEALS	COMPLETE	CDBG	15,171.00	15,171.00	0.00
1999-0010	SPIN - SUBSTANCE ABUSE REHABILITATION PROGRAM						
	76	SPIN - SERVING PEOPLE IN NEED	COMPLETE	CDBG	19,106.00	19,106.00	0.00
1999-0011	ORANGE COAST INTERFAITH SHELTER						
	75	ORANGE COAST INTERFAITH SHELTER	COMPLETE	CDBG	7,713.00	7,713.00	0.00
		PROGRAM YEAR 1999 TOTALS		CDBG	465,000.00	465,000.00	0.00
2000-0001	FISH - HOMELESS						
	107	FISH - HOMELESS PREVENTION	COMPLETE	CDBG	16,500.00	16,500.00	0.00
2000-0002	FISH - MOBILE MEALS						
	102	FISH HARBOR AREA MOBILE MEALS SERVICE	COMPLETE	CDBG	15,600.00	15,600.00	0.00
2000-0003	ORANGE COAST INTERFAITH SHELTER - TEMPORARY SHELTER						
	105	ORANGE COAST INTERFAITH SHELTER	COMPLETE	CDBG	8,000.00	8,000.00	0.00
2000-0004	SPIN - SUBSTANCE ABUSE REHABILITATION PROGRAM						
	106	SPIN	COMPLETE	CDBG	10,000.00	10,000.00	0.00
2000-0005	OLIVE CREST - PERMANENT HOME PLACEMENT FOR CHILDREN						
		*** NO ACTIVITIES FOUND ***					
2000-0006	WISE PLACE						
	103	WISE PLACE	COMPLETE	CDBG	4,000.00	4,000.00	0.00
2000-0007	SOUTH COUNTY SENIORS						
	101	SOUTH COUNTY SR SVC - MEALS	COMPLETE	CDBG	15,600.00	15,600.00	0.00
2000-0008	FAIR HOUSING						
	100	FAIR HOUSING COUNCIL OF OC	COMPLETE	CDBG	13,788.00	13,788.00	0.00
2000-0009	ADMINISTRATION						
	99	CDBG ADMINISTRATION	COMPLETE	CDBG	85,812.00	85,812.00	0.00
2000-0010	ADA IMPROVEMENTS						
		*** NO ACTIVITIES FOUND ***					
2000-0011	CODE ENFORCEMENT						
	90	CODE ENFORCEMENT	COMPLETE	CDBG	25,000.00	25,000.00	0.00
2000-0012	BALBOA NEIGHBORHOOD REVITAL. AREA - CAPITAL IMPROVEMENTS						
	92	BALBOA NEIGHB. REVITAL. AREA - CAP IMPRV.	COMPLETE	CDBG	268,700.00	268,700.00	0.00
		PROGRAM YEAR 2000 TOTALS		CDBG	463,000.00	463,000.00	0.00
2001-0001	Orange Coast Interfaith Shelter						
	98	ORANGE COAST INTERFAITH SHELTER	COMPLETE	CDBG	10,000.00	10,000.00	0.00
2001-0002	WISE Place (formerly South Orange County YMCA)						
		*** NO ACTIVITIES FOUND ***					
2001-0003	FISH-HARBOR-AREA, Inc. (Homeless Prevention)						
	96	FISH - HOMELESS PREVENTION	COMPLETE	CDBG	17,700.00	17,700.00	0.00
2001-0004	FISH-HARBOR-AREA, Inc. (Mobile Meals Service)						

IDIS - C04PR02 DATE: 09-26-08
 LIST OF ACTIVITIES BY PROGRAM YEAR AND PROJECT
 NEWPORT BEACH, CA

PGM YR-PROJECT	IDIS ACT ID	ACTIVITY NAME	STATUS	PGM	FUNDED AMOUNT	NET DRAWN AMOUNT	BALANCE
2001-0005	95	FISH HARBOR AREA MOBILE MEALS SERVICE SPIN (Serving People in Need)	COMPLETE	CDBG	20,000.00	20,000.00	0.00
2001-0006	94	SPIN - RECOVERY FROM SUBSTANCE ABUSE South County Senior Services	COMPLETE	CDBG	10,000.00	10,000.00	0.00
2001-0007	93	SOUTH COUNTY SENIOR SERVICES Fair Housing Council of Orange County	COMPLETE	CDBG	16,000.00	16,000.00	0.00
2001-0008	89	FAIR HOUSING COUNCIL OF OC CDBG Administration	COMPLETE	CDBG	7,897.77	7,897.77	0.00
2001-0009	88	CDBG ADMINISTRATION Code Enforcement	COMPLETE	CDBG	89,572.00	89,572.00	0.00
2001-0010	87	CODE ENFORCEMENT CAPITAL IMPROVEMENTS	COMPLETE	CDBG	25,000.00	25,000.00	0.00
2002-0001	86	PUBLIC FACILITIES AND IMPROVEMENTS PROGRAM YEAR 2001 TOTALS	COMPLETE	CDBG	311,700.00	311,700.00	0.00
2002-0001	SPIN	(SERVING PEOPLE IN NEED)	COMPLETE	CDBG	10,000.00	10,000.00	0.00
2002-0002	110	SUBSTANCE ABUSE REHABILITATION (SPIN) ORANGE COAST INTERFAITH SHELTER	COMPLETE	CDBG	10,000.00	10,000.00	0.00
2002-0003	111	ORANGE COAST INTERFAITH SHELTER WISE PLACE HOMELESS SHELTER	COMPLETE	CDBG	5,000.00	5,000.00	0.00
2002-0004	112	WISE PLACE SOUTH COUNTY SENIOR SERVICES	COMPLETE	CDBG	10,000.00	10,000.00	0.00
2002-0005	113	SOUTH COUNTY SENIOR SERVICES FISH (FRIENDS IN SERVICE TO HUMANITY) - SENIOR MEALS	COMPLETE	CDBG	20,000.00	20,000.00	0.00
2002-0006	114	FISH HARBOR AREA MOBILE MEALS SERVICE FAIR HOUSING COUNCIL OF ORANGE COUNTY	COMPLETE	CDBG	14,400.00	14,400.00	0.00
2002-0007	115	FAIR HOUSING COUNCIL OF OC CODE ENFORCEMENT	COMPLETE	CDBG	25,000.00	25,000.00	0.00
2002-0008	117	CODE ENFORCEMENT BALBOA PENINSULA HEIGHBORHOOD REVITALIZATION PROJECT	COMPLETE	CDBG	140,500.00	140,500.00	0.00
2002-0009	121	PUBLIC FACILITIES AND IMPROVEMENTS FISH (FRIENDS IN SERVICE TO HUMANITY) - RENTAL ASSISTANCE	COMPLETE	CDBG	18,500.00	18,500.00	0.00
2002-0010	118	FISH - HOMELESS PREVENTION SECTION 108 LOAN PAYMENT	COMPLETE	CDBG	59,640.02	59,640.02	0.00
2002-0011	119	SECTION 108 LOAN PAYMENT CDBG PROGRAM ADMINISTRATION	COMPLETE	CDBG	50,188.26	50,188.26	0.00
2003-0001	120	CDBG ADMINISTRATION PROGRAM YEAR 2002 TOTALS	COMPLETE	CDBG	363,228.28	363,228.28	0.00
2003-0001	STEPS TO INDEPENDENCE - WISEPLACE		COMPLETE	CDBG	4,000.00	4,000.00	0.00
2003-0002	122	STEPS TO INDEPENDENCE - WISEPLACE ORANGE COAST INTERFAITH SHELTER	COMPLETE	CDBG	10,000.00	10,000.00	0.00
2003-0002	123	ORANGE COAST INTERFAITH SHELTER	COMPLETE	CDBG			

IDIS - C04PR02 DATE: 09-26-08
 LIST OF ACTIVITIES BY PROGRAM YEAR AND PROJECT
 NEWPORT BEACH, CA

PGM YR-PROJECT	IDIS ACT ID	ACTIVITY NAME	STATUS	PGM	FUNDED AMOUNT	NET DRAWN AMOUNT	BALANCE
2003-0003		SUBSTANCE ABUSE REHABILITATION PROGRAM - SPIN	COMPLETE	CDBG	9,500.00	9,500.00	0.00
2003-0004	124	SUBSTANCE ABUSE REHABILITATION - SPIN					
		MOBILE MEALS - FISH	COMPLETE	CDBG	20,000.00	20,000.00	0.00
2003-0005	125	MOBILE MEALS - FISH	COMPLETE	CDBG	20,000.00	20,000.00	0.00
		HOMELESS AND HUNGER PREVENTION - FISH	COMPLETE	CDBG	15,000.00	15,000.00	0.00
2003-0006	126	HOMELESS AND HUNGER PREVENTION - FISH	COMPLETE	CDBG	15,000.00	15,000.00	0.00
		FAIR HOUSING - FAIR HOUSING COUNCIL OF ORANGE COUNTY	COMPLETE	CDBG	14,976.00	14,976.00	0.00
2003-0007	127	FAIR HOUSING SERVICES	COMPLETE	CDBG	14,976.00	14,976.00	0.00
		EMMANUEL HOUSE FOOD PANTRY - MERCY HOUSE	COMPLETE	CDBG	5,400.00	5,400.00	0.00
2003-0008	128	EMMANUEL HOUSE FOOD PANTRY - MERCY HOUSE	COMPLETE	CDBG	5,400.00	5,400.00	0.00
		CODE ENFORCEMENT	COMPLETE	CDBG	25,000.00	25,000.00	0.00
2003-0009	129	CODE ENFORCEMENT	COMPLETE	CDBG	25,000.00	25,000.00	0.00
		SECTION 108 LOAN REPAYMENT	COMPLETE	CDBG	183,581.40	183,581.40	0.00
2003-0010	130	SECTION 108 LOAN REPAYMENT	COMPLETE	CDBG	183,581.40	183,581.40	0.00
		ADA IMPROVEMENTS	COMPLETE	CDBG	50,000.00	50,000.00	0.00
2003-0011	131	ADA IMPROVEMENTS	COMPLETE	CDBG	50,000.00	50,000.00	0.00
		ADMINISTRATION	COMPLETE	CDBG	33,925.05	33,925.05	0.00
		PROGRAM YEAR 2003 TOTALS			371,382.45	371,382.45	0.00
2004-0001	132	CDBG ADMINISTRATION	COMPLETE	CDBG	5,000.00	5,000.00	0.00
		WISE PLACE	COMPLETE	CDBG	9,900.00	9,900.00	0.00
2004-0002	133	STEPS TO INDEPENDENCE	COMPLETE	CDBG	10,000.00	10,000.00	0.00
		TEMPORARY SHELTER - O.C. INTERFAITH SHELTER	COMPLETE	CDBG	5,550.00	5,550.00	0.00
2004-0003	134	TEMPORARY SHELTER	COMPLETE	CDBG	20,000.00	20,000.00	0.00
		SUBSTANCE ABUSE TREATMENT - SPIN	COMPLETE	CDBG	9,424.37	9,424.37	0.00
2004-0004	135	SUBSTANCE ABUSE TREATMENT	COMPLETE	CDBG	13,884.00	13,884.00	0.00
		EMMANUEL HOUSE FOOD PANTRY	COMPLETE	CDBG	25,000.00	25,000.00	0.00
2004-0005	136	EMMANUEL HOUSE FOOD PANTRY	COMPLETE	CDBG	50,000.00	50,000.00	0.00
		MOBILE MEALS - FISH HARBOR	COMPLETE	CDBG	5,550.00	5,550.00	0.00
2004-0006	137	MOBILE MEALS	COMPLETE	CDBG	20,000.00	20,000.00	0.00
		HOMELESS PREVENTION - FISH HARBOR	COMPLETE	CDBG	9,424.37	9,424.37	0.00
2004-0007	138	HOMELESS PREVENTION	COMPLETE	CDBG	9,424.37	9,424.37	0.00
		FAIR HOUSING	COMPLETE	CDBG	13,884.00	13,884.00	0.00
2004-0008	139	FAIR HOUSING	COMPLETE	CDBG	13,884.00	13,884.00	0.00
		CODE ENFORCEMENT	COMPLETE	CDBG	25,000.00	25,000.00	0.00
2004-0009	140	CODE ENFORCEMENT	COMPLETE	CDBG	25,000.00	25,000.00	0.00
		ADA SIDEWALK IMPROVEMENTS	COMPLETE	CDBG	50,000.00	50,000.00	0.00
2004-0010	141	ADA SIDEWALK IMPROVEMENTS	COMPLETE	CDBG	50,000.00	50,000.00	0.00
		108 LOAN REPAYMENT	COMPLETE	CDBG	186,301.20	186,301.20	0.00
2004-0011	142	108 LOAN REPAYMENT	COMPLETE	CDBG	186,301.20	186,301.20	0.00
		CDBG ADMINISTRATION	COMPLETE	CDBG	72,316.28	72,316.28	0.00
		143 CDBG ADMINISTRATION	COMPLETE	CDBG	72,316.28	72,316.28	0.00

IDIS - C04PR02 DATE: 09-26-08
 LIST OF ACTIVITIES BY PROGRAM YEAR AND PROJECT
 NEWPORT BEACH, CA

PGM YR-PROJECT	IDIS ACT ID	ACTIVITY NAME	STATUS	PGM	FUNDED AMOUNT	NET DRAWN AMOUNT	BALANCE
2004-0012	BALBOA VILLAGE IMPROVEMENTS						
	144	BALBOA VILLAGE IMPROVEMENTS	COMPLETE	CDBG	240,000.00	240,000.00	0.00
		PROGRAM YEAR 2004 TOTALS			647,375.85	647,375.85	0.00
2005-0001	WISEPALCE: STEPS TO INDEPENDENCE						
	145	STEPS TO INDEPENDENCE	COMPLETE	CDBG	2,500.00	2,500.00	0.00
2005-0002	O.C. INTERFAITH SHELTER						
	146	TEMPORARY SHELTER	COMPLETE	CDBG	8,000.00	8,000.00	0.00
2005-0003	SUBSTANCE ABUSE TREATMENT - SPIN						
	147	SUBSTANCE ABUSE TREATMENT	COMPLETE	CDBG	8,000.00	8,000.00	0.00
2005-0004	EMMANUEL HOUSE FOOD PANTRY						
	148	EMMANUEL HOUSE FOOD PANTRY	COMPLETE	CDBG	496.64	496.64	0.00
2005-0005	FISH HARBOR - MOBILE MEALS						
	149	MOBILE MEALS	COMPLETE	CDBG	15,000.00	15,000.00	0.00
2005-0006	FISH HARBOR - HOMELESS PREVENTION						
	150	HOMELESS PREVENTION PROGRAM	COMPLETE	CDBG	5,353.95	5,353.95	0.00
2005-0007	FAIR HOUSING						
	151	FAIR HOUSING SERVICES	COMPLETE	CDBG	13,068.00	13,068.00	0.00
2005-0008	CODE ENFORCEMENT						
	152	CODE ENFORCEMENT	COMPLETE	CDBG	25,000.00	25,000.00	0.00
2005-0009	ADA SIDEWALK IMPROVEMENTS						
	153	ADA SIDEWALK IMPROVEMENTS	UNDERWAY	CDBG	50,000.00	50,000.00	0.00
2005-0010	SECTION 108 LOAN REPAYMENT						
	154	SECTION 108 REPAYMENT	COMPLETE	CDBG	189,514.45	189,514.45	0.00
2005-0011	CDBG ADMINISTRATION						
	155	CDBG ADMINISTRATION	COMPLETE	CDBG	65,839.61	65,839.61	0.00
2005-0012	BALBOA VILLAGE IMPROVEMENTS						
	156	BALBOA VILLAGE IMPROVEMENTS	COMPLETE	CDBG	2,000.00	2,000.00	0.00
2005-0013	HUMAN OPTIONS						
	157	EMERGENCY SHELTER FOR BATTERED WOMEN	COMPLETE	CDBG	3,333.00	3,333.00	0.00
2005-0014	SOUTH COUNTY SENIOR SERVICES, INC.						
	158	HOME-DELIVERED MEAL PROGRAM	COMPLETE	CDBG	7,000.00	7,000.00	0.00
		PROGRAM YEAR 2005 TOTALS			395,105.65	395,105.65	0.00
2006-0001	FAIR HOUSING						
	159	FAIR HOUSING	COMPLETE	CDBG	13,632.00	13,632.00	0.00
2006-0002	CDBG ADMINISTRATION						
	160	CDBG ADMINISTRATION	COMPLETE	CDBG	61,026.00	61,026.00	0.00
2006-0003	FISH HARBOR: HOMELESS PREVENTION						
		*** NO ACTIVITIES FOUND ***					
2006-0004	FISH HARBOR: MOBILE MEALS						
	162	FISH HARBOR: MOBILE MEALS	COMPLETE	CDBG	9,403.43	9,403.43	0.00
2006-0005	HUMAN OPTIONS: EMERGENCY SHELTER FOR BATTERED WOMEN						

IDIS - C04PR02 DATE: 09-26-08
 LIST OF ACTIVITIES BY PROGRAM YEAR AND PROJECT
 NEWPORT BEACH, CA

PGM YR-PROJECT	IDIS ACT ID	ACTIVITY NAME	STATUS	PGM	FUNDED AMOUNT	NET DRAWN AMOUNT	BALANCE
2006-0006	163	HUMAN OPTIONS: EMERGENCY SHELTER	COMPLETE	CDBG	5,000.00	5,000.00	0.00
2006-0007	164	MERCY HOUSE: TRANSITIONAL HOUSING PROGRAM	COMPLETE	CDBG	4,000.07	4,000.07	0.00
2006-0008	165	SERVING PEOPLE IN NEED (SPIN) - SUBSTANCE ABUSE TREATMENT	COMPLETE	CDBG	9,000.00	9,000.00	0.00
2006-0009	166	SOUTH COUNTY SENIOR SERVICES, INC. - HOME-DELIVERED MEALS	COMPLETE	CDBG	12,000.00	12,000.00	0.00
2006-0010	168	WISE PLACE: STEPS TO INDEPENDENCE	UNDERWAY	CDBG	54,476.00	50,088.40	4,387.60
2006-0011	169	ADA SIDEWALK IMPROVEMENTS	COMPLETE	CDBG	191,223.65	191,223.65	0.00
2007-0001	170	SECTION 108 LOAN REPAYMENT	PROGRAM YEAR 2006 TOTALS	CDBG	359,761.15	355,373.55	4,387.60
2007-0002	171	CDBG PROGRAM ADMINISTRATION	UNDERWAY	CDBG	61,106.00	51,867.65	9,238.35
2007-0003	172	FAIR HOUSING AND LANDLORD/TENANT MEDIATION	UNDERWAY	CDBG	12,960.00	12,960.00	0.00
2007-0004	173	COMMUNITY RESOURCE CENTER	UNDERWAY	CDBG	5,000.00	5,000.00	0.00
2007-0005	174	EMERGENCY/TRANSITIONAL HOUSING SHELTER	UNDERWAY	CDBG	10,000.00	7,500.00	2,500.00
2007-0006	175	HOME DELIVERED MEALS	UNDERWAY	CDBG	27,550.00	27,550.00	0.00
2007-0007	176	SUBSTANCE ABUSE REHABILITATION PROGRAM (SARP)	UNDERWAY	CDBG	13,000.00	13,000.00	0.00
2007-0008	177	ADA SIDEWALK IMPROVEMENTS - AMENDED	BUDGETED	CDBG	125,533.00	0.00	125,533.00
		SECTION 108 LOAN REPAYMENT	PROGRAM YEAR 2007 TOTALS	CDBG	193,483.00	193,482.20	0.80
			GRANTEE TOTALS	CDBG	448,632.00	311,359.85	137,272.15
				CDBG	8,803,484.83	8,661,825.08	141,659.75

CDBG ACTIVITY SUMMARY REPORT (GPR) FOR PROGRAM YEAR 2007
07-01-2007 TO 06-30-2008
NEWPORT BEACH, CA

PGM YEAR: 2005
PROJECT: 0009 - ADA SIDEWALK IMPROVEMENTS
ACTIVITY: 153 - ADA SIDEWALK IMPROVEMENTS
STATUS: UNDERWAY
LOCATION:

OBJECTIVE: CREATE SUITABLE LIVING ENVIRONMENTS
OUTCOME: AVAILABILITY/ACCESSIBILITY
MATRIX CODE: 03L REG CITATION: 570.201(C) NATIONAL OBJ: LMC

CITY OF NEWPORT BEACH - PUBLIC WORKS
3300 NEWPORT BEACH BLVD.
NEWPORT BEACH, CA 92658

DESCRIPTION:

FUNDS WILL BE USED TO MAKE ADA IMPROVEMENTS TO PUBLIC FACILITIES TO ALLOW GREATER ACCESSIBILITY TO DISABLED RESIDENTS.

FINANCING:
INITIAL FUNDING DATE: 01-11-06
ACTIVITY ESTIMATE: 50,000.00
FUNDED AMOUNT: 50,000.00
UNLIQ OBLIGATIONS: 0.00
DRAWN THRU PGM YR: 50,000.00
DRAWN IN PGM YR: 0.00

WHITE: TOTAL # #HISPANIC
BLACK/AFRICAN AMERICAN: 7,213 497
ASIAN: 74 0
AMERICAN INDIAN/ALASKAN NATIVE: 328 0
NATIVE HAWAIIAN/OTHER PACIFIC ISLANDER: 80 0
AMERICAN INDIAN/ALASKAN NATIVE & WHITE: 23 0
ASIAN & WHITE: 0 0
BLACK/AFRICAN AMERICAN & WHITE: 0 0
AM. INDIAN/ALASKAN NATIVE & BLACK/AFRICAN AM: 0 0
OTHER MULTI-RACIAL: 372 0

NUMBER OF PERSONS ASSISTED:

TOTAL 0
TOT EXTREMELY LOW: 0
TOT LOW: 0
TOT MOD: 8,090
TOT NON LOW MOD: 0
TOTAL: 8,090
PERCENT LOW / MOD: 100.00
TOTAL FEMALE HEADED: 0

TOTAL:

8,090 497

ACCOMPLISHMENTS BY YEAR:

REPORT YEAR PROPOSED TYPE
2005 11 - PUBLIC FACILITIES
2006 11 - PUBLIC FACILITIES
2007 11 - PUBLIC FACILITIES
TOTAL: 8,090

PROPOSED UNITS ACTUAL TYPE

8,090 11 - PUBLIC FACILITIES
0 11 - PUBLIC FACILITIES
0 11 - PUBLIC FACILITIES
8,090

ACTUAL UNITS

8,090
0
0
8,090

ACCOMPLISHMENT NARRATIVE: *****

EXTENDED ACTIVITY NARRATIVE: *****

CDBG ACTIVITY SUMMARY REPORT (GPR) FOR PROGRAM YEAR 2007
07-01-2007 TO 06-30-2008
NEWPORT BEACH, CA

PGM YEAR: 2006
PROJECT: 0009 - WISE PLACE: STEPS TO INDEPENDENCE
ACTIVITY: 167 - WISE PLACE: STEPS TO INDEPENDENCE
STATUS: CANCELED 09-28-07
LOCATION:
WISE PLACE
1411 N. BROADWAY
SANTA ANA, CA 92706

OBJECTIVE: CREATE SUITABLE LIVING ENVIRONMENTS
OUTCOME: AVAILABILITY/ACCESSIBILITY

MATRIX CODE: 03T REG CITATION: 570.210(E) NATIONAL OBJ: LMC

DESCRIPTION:

PROVIDE TRANSITIONAL SHELTER, FOOD, CLOTHING, SOUNSELING, AND EMPLOYMENT
ASSISTANCE TO HOMELESS WOMEN WITHOUT CHILDREN.

TOTAL # #HISPANIC

WHITE: 0 0
BLACK/AFRICAN AMERICAN: 0 0
ASIAN: 0 0
AMERICAN INDIAN/ALASKAN NATIVE: 0 0
NATIVE HAWAIIAN/OTHER PACIFIC ISLANDER: 0 0
AMERICAN INDIAN/ALASKAN NATIVE & WHITE: 0 0
ASIAN & WHITE: 0 0
BLACK/AFRICAN AMERICAN & WHITE: 0 0
AM. INDIAN/ALASKAN NATIVE & BLACK/AFRICAN AM: 0 0
OTHER MULTI-RACIAL: 0 0

TOTAL: 0 0

NUMBER OF ASSISTED: TOTAL 0
TOT EXTREMELY LOW: 0
TOT LOW: 0
TOT MOD: 0
TOT NON LOW MOD: 0
TOTAL: 0
PERCENT LOW / MOD: 0.00
TOTAL FEMALE HEADED: 0

ACCOMPLISHMENTS BY YEAR:

REPORT YEAR PROPOSED TYPE
2006 01 - PEOPLE (GENERAL)

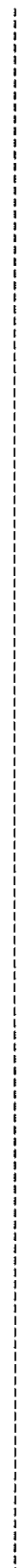
PROPOSED UNITS ACTUAL TYPE
1 01 - PEOPLE (GENERAL)

TOTAL: 0

ACCOMPLISHMENT NARRATIVE: *****

EXTENDED ACTIVITY NARRATIVE: *****

ACTUAL UNITS
0
0



CDBG ACTIVITY SUMMARY REPORT (GPR) FOR PROGRAM YEAR 2007
07-01-2007 TO 06-30-2008
NEWPORT BEACH, CA

PGM YEAR: 2006
PROJECT: 0010 - ADA SIDEWALK IMPROVEMENTS
ACTIVITY: 168 - ADA SIDEWALK IMPROVEMENTS
STATUS: UNDERWAY

OBJECTIVE: CREATE SUITABLE LIVING ENVIRONMENTS
OUTCOME: AVAILABILITY/ACCESSIBILITY
MATRIX CODE: 03L REG CITATION: 570.201(C) NATIONAL OBJ: LMA

LOCATION:
CITY OF NEWPORT BEACH
3300 NEWPORT BLVD
NEWPORT BEACH, CA 92658

DESCRIPTION:
MAKE IMPROVEMENTS TO PUBLIC FACILITIES TO ALLOW FOR GREATER ACCESSIBILITY TO
NEWPORT BEACH RESIDENTS WITH DISABILITIES.

FINANCING:
INITIAL FUNDING DATE: 11-13-06
ACTIVITY ESTIMATE: 54,476.00
FUNDED AMOUNT: 54,476.00
UNLIQ OBLIGATIONS: 0.00
DRAWN THRU PGM YR: 0.00
DRAWN IN PGM YR: 0.00

TOTAL # #HISPANIC
WHITE: 0 0
BLACK/AFRICAN AMERICAN: 0 0
ASIAN: 0 0
AMERICAN INDIAN/ALASKAN NATIVE: 0 0
NATIVE HAWAIIAN/OTHER PACIFIC ISLANDER: 0 0
AMERICAN INDIAN/ALASKAN NATIVE & WHITE: 0 0
ASIAN & WHITE: 0 0
BLACK/AFRICAN AMERICAN & WHITE: 0 0
AM. INDIAN/ALASKAN NATIVE & BLACK/AFRICAN AM: 0 0
OTHER MULTI-RACIAL: 0 0

NUMBER OF ASSISTED:
TOT EXTREMELY LOW: 0
TOT LOW: 0
TOT MOD: 0
TOT NON LOW MOD: 0
TOTAL: 0
PERCENT LOW / MOD: 0.00
TOTAL FEMALE HEADED: 0

TOTAL: 0 0

ACCOMPLISHMENTS BY YEAR:
REPORT YEAR PROPOSED TYPE
2006 11 - PUBLIC FACILITIES
2007 11 - PUBLIC FACILITIES
TOTAL:
CENSUS TRACT PERCENT LOW / MOD: 34.30
ACCOMPLISHMENT NARRATIVE: *****
EXTENDED ACTIVITY NARRATIVE: *****

PROPOSED UNITS ACTUAL TYPE ACTUAL UNITS
2 11 - PUBLIC FACILITIES 0
0 11 - PUBLIC FACILITIES 0
2 0

CDBG ACTIVITY SUMMARY REPORT (GPR) FOR PROGRAM YEAR 2007
07-01-2007 TO 06-30-2008
NEWPORT BEACH, CA

PGM YEAR: 2007
PROJECT: 0001 - CDBG PROGRAM ADMINISTRATION
ACTIVITY: 170 - CDBG ADMINISTRATION
STATUS: COMPLETED 09-26-08

OBJECTIVE: OBJECTIVE/OUTCOME NOT NECESSARY
OUTCOME: FOR PLANNING/ADMIN ACTIVITIES
MATRIX CODE: 21A REG CITATION: 570.206 NATIONAL OBJ:

LOCATION:
CITY OF NEWPORT BEACH
3300 NEWPORT BOULEVARD
NEWPORT BEACH, CA 92663

DESCRIPTION:
FUNDS WILL BE USED TO ADMINISTER THE CDBG-FUNDED PROGRAMS, PREPARE REQUIRED REPORTS, MONITOR SUBRECIPIENTS, AND ENSURE OVERALL PROGRAM COMPLIANCE WITH RELEVANT FED REGULATIONS.

	TOTAL #	#HISPANIC
WHITE:	0	0
BLACK/AFRICAN AMERICAN:	0	0
ASIAN:	0	0
AMERICAN INDIAN/ALASKAN NATIVE:	0	0
NATIVE HAWAIIAN/OTHER PACIFIC ISLANDER:	0	0
AMERICAN INDIAN/ALASKAN NATIVE & WHITE:	0	0
ASIAN & WHITE:	0	0
BLACK/AFRICAN AMERICAN & WHITE:	0	0
AM.INDIAN/ALASKAN NATIVE & BLACK/AFRICAN AM:	0	0
OTHER MULTI-RACIAL:	0	0
TOTAL:	0	0

REPORT YEAR	PROPOSED UNITS	ACTUAL TYPE	ACTUAL UNITS
2007	0		0
TOTAL:	0		0

ACCOMPLISHMENT NARRATIVE: PREPARED AND SETUP CDBG PROGRAM DOCUMENTS FOR THE CITY AND SUBRECIPIEN
TS. MONITORED SUPRECIPIENTS FOR COMPLIANCE WITH CDBG REGULATIONS.

EXTENDED ACTIVITY NARRATIVE:

CDBG ACTIVITY SUMMARY REPORT (GPR) FOR PROGRAM YEAR 2007
 07-01-2007 TO 06-30-2008
 NEWPORT BEACH, CA

PGM YEAR: 2007
 PROJECT: 0002 - FAIR HOUSING AND LANDLORD/TENANT MEDIATION
 ACTIVITY: 171 - FAIR HOUSING AND LANDLORD/TENANT MEDIATION
 STATUS: COMPLETED 09-26-08
 LOCATION: FAIR HOUSING COUNCIL OF ORANGE COUNTY
 201 SOUTH BROADWAY
 SANTA ANA, CA 92701

OBJECTIVE: OBJECTIVE/OUTCOME NOT NECESSARY
 OUTCOME: FOR PLANNING/ADMIN ACTIVITIES
 REG CITATION: 570.206 NATIONAL OBJ:

DESCRIPTION:

PROVIDE FAIR HOUSING AND LANDLORD/TENANT MEDIATION THROUGH COUNSELING, LEGAL ACTION WHEN NECESSARY, AND INFORMATIONAL OUTREACH ACTIVITIES.

TOTAL # #HISPANIC

WHITE: 0 0
 BLACK/AFRICAN AMERICAN: 0 0
 ASIAN: 0 0
 AMERICAN INDIAN/ALASKAN NATIVE: 0 0
 NATIVE HAWAIIAN/OTHER PACIFIC ISLANDER: 0 0
 AMERICAN INDIAN/ALASKAN NATIVE & WHITE: 0 0
 ASIAN & WHITE: 0 0
 BLACK/AFRICAN AMERICAN & WHITE: 0 0
 AM. INDIAN/ALASKAN NATIVE & BLACK/AFRICAN AM: 0 0
 OTHER MULTI-RACIAL: 0 0

TOTAL: 0 0

PROPOSED UNITS ACTUAL TYPE ACTUAL UNITS
 0 0
 0 0

1ST QTR ASSISTED 30 HOUSEHOLDS (29 UNDUPLICATED) - L/T ISSUES.
 2ND QTR ASSISTED 39 HOUSEHOLDS (19 UNDUPLICATED) - L/T ISSUES.
 3RD QTR ASSISTED 41 HOUSEHOLDS (38 UNDUPLICATED L/T, 3 FHS)
 4TH QTR ASSISTED 37 HOUSEHOLDS (37 UNDUPLICATED L/T)
 YEAR END TOTAL: 126 HOUSEHOLDS (123 LANDLORD/TENANT; 3 FAIR HOUSING)

EXTENDED ACTIVITY NARRATIVE:

CDBG ACTIVITY SUMMARY REPORT (GPR) FOR PROGRAM YEAR 2007
07-01-2007 TO 06-30-2008
NEWPORT BEACH, CA

PGM YEAR: 2007
PROJECT: 0003 - COMMUNITY RESOURCE CENTER
ACTIVITY: 172 - COMMUNITY RESOURCES CENTER
STATUS: COMPLETED 06-30-08

OBJECTIVE: CREATE SUITABLE LIVING ENVIRONMENTS
OUTCOME: AVAILABILITY/ACCESSIBILITY
MATRIX CODE: 05G REG CITATION: 570.201(E) NATIONAL OBJ: LMC

LOCATION:

HUMAN OPTIONS
P.O. BOX 53745
IRVINE, CA 92619

DESCRIPTION:
BATTERED WOMEN AND THEIR CHILDREN SHELTER, FOOD, CLOTHING, COUNSELING AND LEGAL
ADVOCACY.

FINANCING:
INITIAL FUNDING DATE: 10-03-07
ACTIVITY ESTIMATE: 5,000.00
FUNDED AMOUNT: 5,000.00
UNLIQ OBLIGATIONS: 0.00
DRAWN THRU PGM YR: 2,500.00
DRAWN IN PGM YR: 2,500.00

TOTAL # #HISPANIC
13 4
0 0
0 0
1 0
0 0
0 0
0 0
0 0
0 0
0 0
0 0

NUMBER OF PERSONS ASSISTED:

TOTAL 12
TOT EXTREMELY LOW: 0
TOT LOW: 2
TOT MOD: 0
TOT NON LOW MOD: 0
TOTAL: 14

TOTAL: 14

14 4

PERCENT LOW / MOD: 100.00
TOTAL FEMALE HEADED: 0
ACCOMPLISHMENTS BY YEAR:

REPORT YEAR PROPOSED TYPE

2007 01 - PEOPLE (GENERAL)

TOTAL: 14

PROPOSED UNITS ACTUAL TYPE

14 01 - PEOPLE (GENERAL)

14

ACTUAL UNITS

14

14

ACCOMPLISHMENT NARRATIVE:

PREPARED AND SETUP CDBG PROGRAM DOCUMENTS FOR THE CITY AND SUBRECIPIEN
1ST QTR ASSISTED 30 HOUSEHOLDS (29 UNDUPLICATED) - L/T ISSUES.2ND QTR A
1ST QTR COMPLETED 9 INTAKE/ASSESS DOMESTIC VIOLENCE CLIENTS.2ND QTR 2
1ST QTR ASSISTED 3 FAMILIESTHRU 4TH QTR, SERVED 8 PERSONS (3 FAMILIES)
1ST QTR ASSISTED 78 UNDUPLICATED PERSONS2ND QTR ASSISTED 13 NEW UNDUPL
1ST QTR. 3 NEW HOMELESS PERM. HSG. & SUPPORT SVCS.2ND QTR. 2 HOMELESS

EXTENDED ACTIVITY NARRATIVE:

CDBG ACTIVITY SUMMARY REPORT (GPR) FOR PROGRAM YEAR 2007
 07-01-2007 TO 06-30-2008
 NEWPORT BEACH, CA

PGM YEAR: 2007
 PROJECT: 0004 - EMERGENCY/TRANSITIONAL HOUSING SHELTER
 ACTIVITY: 173 - EMERGENCY/TRANSITIONAL SHELTER
 STATUS: COMPLETED 06-30-08
 LOCATION: ORANGE COAST INTERFAITH SHELTER
 1963 WALLACE AVENUE
 COSTA MESA, CA 92627

OBJECTIVE: CREATE SUITABLE LIVING ENVIRONMENTS
 OUTCOME: AVAILABILITY/ACCESSIBILITY
 MATRIX CODE: 03T REG CITATION: 570.210(E) NATIONAL OBJ: LMC

DESCRIPTION:

SHELTER, 2 MEALS DAILY, SHOWER AND LAUNDRY FACILITIES, BUS VOUCHERS, CASE MANAGEMENT AND REFERRAL SERVICES TO HOMELESS FAMILIES WITH CHILDREN

FINANCING:		TOTAL #	#HISPANIC
INITIAL FUNDING DATE:	10-03-07	8	3
ACTIVITY ESTIMATE:	7,500.00	0	0
FUNDED AMOUNT:	7,500.00	0	0
UNLIQ OBLIGATIONS:	0.00	0	0
DRAWN THRU PGM YR:	0.00	0	0
DRAWN IN PGM YR:	0.00	0	0
NUMBER OF PERSONS ASSISTED:	TOTAL	0	0
TOT EXTREMELY LOW:	8	0	0
TOT LOW:	0	0	0
TOT MOD:	0	0	0
TOT NON LOW MOD:	0	0	0
TOTAL:	8	8	3
PERCENT LOW / MOD:	100.00		
TOTAL FEMALE HEADED:	0		
ACCOMPLISHMENTS BY YEAR:			
REPORT YEAR PROPOSED TYPE			
2007 01 - PEOPLE (GENERAL)			
TOTAL:			
ACCOMPLISHMENT NARRATIVE:	1ST QTR ASSISTED 3 FAMILIES		
	THRU 4TH QTR, SERVED 8 PERSONS (3 FAMILIES), EACH FAMILY WITH INCOME		
	LESS THAN \$12,000 ANNUALLY. ALL FAMILIES WERE SINGLE WOMAN HEAD OF HOUS		
	EHOLDS, WITH ALL WOMEN WITH MENTAL ILLNESS. ALL 3 FAMILIES GRADUATED		
	TO TRANSITIONAL HOUSING FROM EMERGENCY PROGRAM.		
EXTENDED ACTIVITY NARRATIVE:	*****		

PROPOSED UNITS	ACTUAL TYPE	ACTUAL UNITS
25	01 - PEOPLE (GENERAL)	8
25		8

CDBG ACTIVITY SUMMARY REPORT (GPR) FOR PROGRAM YEAR 2007
07-01-2007 TO 06-30-2008
NEWPORT BEACH, CA

PGM YEAR: 2007
PROJECT: 0005 - HOME DELIVERED MEALS
ACTIVITY: 174 - HOME-DELIVERED MEALS
STATUS: COMPLETED 06-02-08

OBJECTIVE: CREATE SUITABLE LIVING ENVIRONMENTS
OUTCOME: AVAILABILITY/ACCESSIBILITY
MATRIX CODE: 05A REG CITATION: 570.201(E) NATIONAL OBJ: LMC

LOCATION:
SOUTH COUNTY SENIOR SERVICES, INC.
24300 EL TORO ROAD
SUITE 2000
LAGUNA WOODS, CA 92637

DESCRIPTION:
PROVIDE HOME DELIVERED MEALS TWICE DAILY TO HOMEBOUND PERSONE DUE TO AGE,
ILLNESS, OR DISABILITY.

INITIAL FUNDING DATE:	10-03-07	TOTAL #	#HISPANIC
ACTIVITY ESTIMATE:	27,550.00	146	1
FUNDED AMOUNT:	27,550.00	1	0
UNLIQ OBLIGATIONS:	0.00	0	0
DRAWN THRU PGM YR:	13,775.00	0	0
DRAWN IN PGM YR:	13,775.00	0	0
NUMBER OF PERSONS ASSISTED:		0	0
TOTAL	70	0	0
TOT EXTREMELY LOW:	22	0	0
TOT LOW:	33	0	0
TOT MOD:	22	0	0
TOT NON LOW MOD:	147	147	1
TOTAL:	85.00		
PERCENT LOW / MOD:	0		
TOTAL FEMALE HEADED:			

ACCOMPLISHMENTS BY YEAR:

REPORT YEAR	PROPOSED TYPE	PROPOSED UNITS	ACTUAL TYPE	ACTUAL UNITS
2007	01 - PEOPLE (GENERAL)	56	01 - PEOPLE (GENERAL)	147
TOTAL:		56		147

ACCOMPLISHMENT NARRATIVE:
1ST QTR ASSISTED 78 UNDUPLICATED PERSONS
2ND QTR ASSISTED 13 NEW UNDUPLICATED PERSONS
3RD QTR ASSISTED 23 NEW UNDUPLICATED PERSONS
4TH QTR ASSISTED 33 NEW UNDUPLICATED PERSONS.
PROGRAM YEAR TOTAL ASSISTED 147 UNDUPLICATED PERSONS WITH HOME DELIVER
ED MEALS.

EXTENDED ACTIVITY NARRATIVE: *****

IDIS - C04PR03 DATE: 09-29-08
 CDBG ACTIVITY SUMMARY REPORT (GPR) FOR PROGRAM YEAR 2007
 07-01-2007 TO 06-30-2008
 NEWPORT BEACH, CA

PGM YEAR: 2007 OBJECTIVE: PROVIDE DECENT AFFORDABLE HOUSING
 PROJECT: 0006 - SUBSTANCE ABUSE REHABILITATION PROGRAM (SARP) OUTCOME: AVAILABILITY/ACCESSIBILITY
 ACTIVITY: 175 - SUBSTANCE ABUSE REHAB PROGRAM MATRIX CODE: 05F REG CITATION: 570.201(E) NATIONAL OBJ: LMC
 STATUS: COMPLETED 06-30-08

LOCATION:
 SERVING PEOPLE IN NEED (SPIN)
 151 KALMUS
 H-2 S
 COSTA MESA, CA 92626

DESCRIPTION:
 PROVIDE RECOVERY PROGRAMS TO HOMELESS AND LOW-INCOME PERSONS WHO CANNOT AFFORD
 IT OTHERWISE.

FINANCING:		TOTAL #	#HISPANIC
INITIAL FUNDING DATE:	10-03-07	11	0
ACTIVITY ESTIMATE:	13,000.00	0	0
FUNDED AMOUNT:	13,000.00	0	0
UNLIQ OBLIGATIONS:	0.00	0	0
DRAWN THRU PGM YR:	6,115.14	0	0
DRAWN IN PGM YR:	6,115.14	0	0

NUMBER OF PERSONS ASSISTED:	TOTAL	
TOT EXTREMELY LOW:	11	
TOT LOW:	0	
TOT MOD:	0	
TOT NON LOW MOD:	0	
TOTAL:	11	0

PERCENT LOW / MOD:	100.00	
TOTAL FEMALE HEADED:	0	

ACCOMPLISHMENTS BY YEAR:
 2007 01 - PEOPLE (GENERAL) 7 01 - PEOPLE (GENERAL)
 TOTAL: 7

REPORT YEAR PROPOSED TYPE	PROPOSED UNITS	ACTUAL TYPE	ACTUAL UNITS
2007 01 - PEOPLE (GENERAL)	7	01 - PEOPLE (GENERAL)	11
TOTAL:	7		11

ACCOMPLISHMENT NARRATIVE: 1ST QTR. 3 NEW HOMELESS PERM. HSG. & SUPPORT SVCS.
 2ND QTR. 2 HOMELESS PERM. HSG. AND SUPPORT SVCS.
 3RD QTR. 4 NEW HOMELESS PERM HSG & SUPPORT SVCS.
 4TH QTR. 2 HOMELESS REC'D HSG AND SUPPORT SERVICES
 PROGRAM YEAR TOTAL 11 HOMELESS PERSONS RECEIVED SERVICES

EXTENDED ACTIVITY NARRATIVE:

CDBG ACTIVITY SUMMARY REPORT (GPR) FOR PROGRAM YEAR 2007
 07-01-2007 TO 06-30-2008
 NEWPORT BEACH, CA

PGM YEAR: 2007
 PROJECT: 0007 - ADA SIDEWALK IMPROVEMENTS
 ACTIVITY: 176 - ADA SIDEWALK IMPROVEMENTS - AMENDED
 STATUS: FUNDS BUDGETED
 LOCATION: CITY OF NEWPORT BEACH
 3300 NEWPORT BOULEVARD
 NEWPORT BEACH, CA 92658-915

OBJECTIVE: CREATE SUITABLE LIVING ENVIRONMENTS
 OUTCOME: AVAILABILITY/ACCESSIBILITY
 REG CITATION: 570.201(C) NATIONAL OBJ: LMA

DESCRIPTION:

INSTALL PUBLIC IMPROVEMENTS TO FACILITATE ACCESS FOR THE DISABLED. CURB CUTS AND RAMP IN VARIOUS LOCATIONS OF THE CITY WILL BE CONSTRUCTED. AMENDED:CURB, GUTTER, SIDEWALK IN L/M'S

TOTAL # #HISPANIC

WHITE: 0 0
 BLACK/AFRICAN AMERICAN: 0 0
 ASIAN: 0 0
 AMERICAN INDIAN/ALASKAN NATIVE: 0 0
 NATIVE HAWAIIAN/OTHER PACIFIC ISLANDER: 0 0
 AMERICAN INDIAN/ALASKAN NATIVE & WHITE: 0 0
 ASIAN & WHITE: 0 0
 BLACK/AFRICAN AMERICAN & WHITE: 0 0
 AM. INDIAN/ALASKAN NATIVE & BLACK/AFRICAN AM: 0 0
 OTHER MULTI-RACIAL: 0 0

NUMBER OF ASSISTED:

TOTAL 0
 TOT EXTREMELY LOW: 0
 TOT LOW: 0
 TOT MOD: 0
 TOT NON LOW MOD: 0
 TOTAL: 0
 PERCENT LOW / MOD: 0.00
 TOTAL FEMALE HEADED: 0

ACCOMPLISHMENTS BY YEAR:

REPORT YEAR PROPOSED TYPE
 2007 11 - PUBLIC FACILITIES
 TOTAL: 30

PROPOSED UNITS ACTUAL TYPE

30 11 - PUBLIC FACILITIES
 30

ACTUAL UNITS

0
 0

CENSUS TRACT PERCENT LOW / MOD: 34.30

ACCOMPLISHMENT NARRATIVE: AMENDED 4/22/08 BY CITY COUNCIL: ADD CURB, GUTTER & SIDEWALK IMPROVEMENTS IN ELIGIBLE L/M C.T.'S. INCREASED FUNDING \$78,300, MODIFIED ACTION PLAN. TOTAL FUNDING NOW \$125,553.

THIS PROJECT IS UNDER CONSTRUCTION TO INCLUDE 15 CURB ACCESS RAMPS, 15 00 LIN. FT. OF SIDEWALK, AND 1500 LIN. FT OF CURB AND GUTTER.

EXTENDED ACTIVITY NARRATIVE:

CDBG ACTIVITY SUMMARY REPORT (GPR) FOR PROGRAM YEAR 2007
07-01-2007 TO 06-30-2008
NEWPORT BEACH, CA

PGM YEAR: 2007
PROJECT: 0008 - SECTION 108 LOAN REPAYMENT
ACTIVITY: 177 - SECTION 108 LOAN REPAYMENT
STATUS: COMPLETED 06-30-08

OBJECTIVE: OBJECTIVE/OUTCOME NOT NECESSARY
OUTCOME: FOR PLANNING/ADMIN ACTIVITIES

MATRIX CODE: 19F REG CITATION: NATIONAL OBJ:

LOCATION: CITY OF NEWPORT BEACH
3300 NEWPORT BOULEVARD
NEWPORT BEACH, CA 92658

FINANCING: INITIAL FUNDING DATE: 10-03-07 TOTAL # #HISPANIC

ACTIVITY ESTIMATE: 193,482.20 0 0

FUNDED AMOUNT: 193,482.20 0 0

UNLIQ OBLIGATIONS: 0.00 0 0

DRAWN THRU PGM YR: 193,482.20 0 0

DRAWN IN PGM YR: 193,482.20 0 0

DESCRIPTION: PAYMENT ON SECTION 108 LOAN FOR BALBOA TARGET AREA IMPROVEMENTS.

WHITE: 0 0

BLACK/AFRICAN AMERICAN: 0 0

ASIAN: 0 0

AMERICAN INDIAN/ALASKAN NATIVE: 0 0

NATIVE HAWAIIAN/OTHER PACIFIC ISLANDER: 0 0

AMERICAN INDIAN/ALASKAN NATIVE & WHITE: 0 0

ASIAN & WHITE: 0 0

BLACK/AFRICAN AMERICAN & WHITE: 0 0

AM. INDIAN/ALASKAN NATIVE & BLACK/AFRICAN AM: 0 0

OTHER MULTI-RACIAL: 0 0

TOTAL: 0 0

TOT EXTREMELY LOW: 0

TOT LOW: 0

TOT MOD: 0

TOT NON LOW MOD: 0

TOTAL: 0

PERCENT LOW / MOD: 0.00

TOTAL FEMALE HEADED: 0

ACCOMPLISHMENTS BY YEAR:

REPORT YEAR PROPOSED TYPE

2007

TOTAL: 0 0

ACCOMPLISHMENT NARRATIVE: PAYMENT COMPLETED ON SECTION 108 LOAN

EXTENDED ACTIVITY NARRATIVE: *****

TOTAL ACTIVITY ESTIMATE : 541,368.85

TOTAL FUNDED AMOUNT : 541,368.85

TOTAL AMOUNT DRAWN THRU PGM YR : 295,440.70

TOTAL AMOUNT DRAWN IN PGM YR : 245,440.70

PROPOSED UNITS ACTUAL TYPE ACTUAL UNITS
0 0
0 0

IDIS - C04PR05 DATE: 09-26-08
 DRAWDOWN REPORT BY PROJECT AND ACTIVITY
 NEWPORT BEACH, CA

PGM YR/ PROJECT	IDIS ACT ID	ACTIVITY NAME	P Y	VOUCHER NUMBER	LINE ITEM	VOUCHER STATUS	LOCCS SEND DATE	GRANT NUMBER	FUND TYPE	DRAWN AMOUNT
2007/0001	-	CDBG PROGRAM ADMINISTRATION								
	170	CDBG ADMINISTRATION		1492056	1	COMPLETE	02-04-2008	B-06-MC-060546	EN	9,665.97
					2	COMPLETE	02-04-2008	B-07-MC-060546	EN	6,701.73
				1517914	1	COMPLETE	03-19-2008	B-07-MC-060546	EN	5,629.43
				1555946	2	COMPLETE	07-01-2008	B-07-MC-060546	EN	10,206.15
				1578849	2	COMPLETE	09-02-2008	B-07-MC-060546	EN	19,664.37
								ACTIVITY TOTAL		51,867.65
								PROJECT TOTAL		51,867.65
2007/0002	-	FAIR HOUSING AND LANDLORD/TENANT MEDIATION								
	171	FAIR HOUSING AND LANDLORD/TENANT MEDIATI		1492056	3	COMPLETE	02-04-2008	B-07-MC-060546	EN	3,630.25
				1517914	2	COMPLETE	03-19-2008	B-07-MC-060546	EN	3,940.98
				1555946	3	COMPLETE	07-01-2008	B-07-MC-060546	EN	3,652.75
				1578849	3	COMPLETE	09-02-2008	B-07-MC-060546	EN	1,736.02
								ACTIVITY TOTAL		12,960.00
								PROJECT TOTAL		12,960.00
2007/0003	-	COMMUNITY RESOURCE CENTER								
	172	COMMUNITY RESOURCES CENTER		1492056	4	COMPLETE	02-04-2008	B-07-MC-060546	EN	1,250.00
				1517914	3	COMPLETE	03-19-2008	B-07-MC-060546	EN	1,250.00
				1555946	4	COMPLETE	07-01-2008	B-07-MC-060546	EN	1,250.00
				1578849	4	COMPLETE	09-02-2008	B-07-MC-060546	EN	1,250.00
								ACTIVITY TOTAL		5,000.00
								PROJECT TOTAL		5,000.00
2007/0004	-	EMERGENCY/TRANSITIONAL HOUSING SHELTER								
	173	EMERGENCY/TRANSITIONAL SHELTER		1555946	5	COMPLETE	07-01-2008	B-07-MC-060546	EN	7,500.00
								PROJECT TOTAL		7,500.00
2007/0005	-	HOME DELIVERED MEALS								
	174	HOME-DELIVERED MEALS		1492056	5	COMPLETE	02-04-2008	B-07-MC-060546	EN	6,550.80
				1517914	4	COMPLETE	03-19-2008	B-07-MC-060546	EN	7,224.20
				1555946	6	COMPLETE	07-01-2008	B-07-MC-060546	EN	6,887.50
				1578849	5	COMPLETE	09-02-2008	B-07-MC-060546	EN	6,887.50
								ACTIVITY TOTAL		27,550.00
								PROJECT TOTAL		27,550.00
2007/0006	-	SUBSTANCE ABUSE REHABILITATION PROGRAM (SARP)								
	175	SUBSTANCE ABUSE REHAB PROGRAM		1492056	6	COMPLETE	02-04-2008	B-07-MC-060546	EN	1,967.21
				1517914	5	COMPLETE	03-19-2008	B-07-MC-060546	EN	4,147.93
				1555946	7	COMPLETE	07-01-2008	B-07-MC-060546	EN	4,417.39

DRAWDOWN REPORT BY PROJECT AND ACTIVITY
NEWPORT BEACH, CA

PGM YR/ PROJECT	IDIS ACT ID	ACTIVITY NAME	P Y	VOUCHER NUMBER	LINE ITEM	VOUCHER STATUS	LOCCS SEND DATE	GRANT NUMBER	FUND TYPE	DRAWN AMOUNT
				1578849	6	COMPLETE	09-02-2008	B-07-MC-060546	EN	2,467.47
									ACTIVITY TOTAL	13,000.00
									PROJECT TOTAL	13,000.00
2007/0007		- ADA SIDEWALK IMPROVEMENTS							PROJECT TOTAL	0.00
2007/0008		- SECTION 108 LOAN REPAYMENT								
	177	SECTION 108 LOAN REPAYMENT		1465604	1	COMPLETE	10-29-2007	B-06-MC-060546	EN	136,482.20
				1517914	6	COMPLETE	03-19-2008	B-07-MC-060546	EN	57,000.00
									ACTIVITY TOTAL	193,482.20
									PROJECT TOTAL	193,482.20
									GRANTEE TOTAL	0.00

IDIS - C04PR23 DATE: 09-26-08
 PROGRAM YEAR 2007 SUMMARY OF ACCOMPLISHMENTS
 NEWPORT BEACH, CA

COUNT OF CDBG ACTIVITIES WITH DISBURSEMENTS BY ACTIVITY GROUP & MATRIX CODE	ACQUISITION/PROPERTY-RELATED		UNDERWAY ACTIVITIES		COMPLETED ACTIVITIES		PROGRAM YEAR TOTAL			
		COUNT	\$	DISBURSED	COUNT	\$	DISBURSED	COUNT	\$	DISBURSED
ACQUISITION/PROPERTY-RELATED										
Acquisition (01)	0	0.00	0	0.00	0	0.00	0	0.00	0	0.00
Disposition (02)	0	0.00	0	0.00	0	0.00	0	0.00	0	0.00
Clearance and Demolition (04)	0	0.00	0	0.00	0	0.00	0	0.00	0	0.00
Cleanup of Contaminated Sites/Brownfields (04A)	0	0.00	0	0.00	0	0.00	0	0.00	0	0.00
Relocation (08)	0	0.00	0	0.00	0	0.00	0	0.00	0	0.00
ECONOMIC DEVELOPMENT										
Rehab: Publicly/Private Owned C/I (14E)	0	0.00	0	0.00	0	0.00	0	0.00	0	0.00
C/I Land Acquisition/Disposition (17A)	0	0.00	0	0.00	0	0.00	0	0.00	0	0.00
C/I Infrastructure Development (17B)	0	0.00	0	0.00	0	0.00	0	0.00	0	0.00
C/I Building Acquisition, Construction, Rehab (17C)	0	0.00	0	0.00	0	0.00	0	0.00	0	0.00
Other C/I Improvements (17D)	0	0.00	0	0.00	0	0.00	0	0.00	0	0.00
ED Direct Financial Assistance to For-Profits (18A)	0	0.00	0	0.00	0	0.00	0	0.00	0	0.00
ED Direct Technical Assistance (18B)	0	0.00	0	0.00	0	0.00	0	0.00	0	0.00
Micro-Enterprise Assistance (18C)	0	0.00	0	0.00	0	0.00	0	0.00	0	0.00
HOUSING										
Loss of Rental Income (09)	0	0.00	0	0.00	0	0.00	0	0.00	0	0.00
Construction of Housing (12)	0	0.00	0	0.00	0	0.00	0	0.00	0	0.00
Direct Homeownership Assistance (13)	0	0.00	0	0.00	0	0.00	0	0.00	0	0.00
Rehab: Single-Unit Residential (14A)	0	0.00	0	0.00	0	0.00	0	0.00	0	0.00
Rehab: Multi-Unit Residential (14B)	0	0.00	0	0.00	0	0.00	0	0.00	0	0.00
Public Housing Modernization (14C)	0	0.00	0	0.00	0	0.00	0	0.00	0	0.00
Rehab: Other Publicly Owned Residential Buildings (14D)	0	0.00	0	0.00	0	0.00	0	0.00	0	0.00
Energy Efficiency Improvements (14F)	0	0.00	0	0.00	0	0.00	0	0.00	0	0.00
Acquisition for Rehab (14G)	0	0.00	0	0.00	0	0.00	0	0.00	0	0.00
Rehab Administration (14H)	0	0.00	0	0.00	0	0.00	0	0.00	0	0.00
Lead-Based Paint/Lead Hazard Test/Abatement (14I)	0	0.00	0	0.00	0	0.00	0	0.00	0	0.00
Code Enforcement (15)	0	0.00	0	0.00	0	0.00	0	0.00	0	0.00
Residential Historic Preservation (16A)	0	0.00	0	0.00	0	0.00	0	0.00	0	0.00
CDBG Operation and Repair of Foreclosed Property (19E)	0	0.00	0	0.00	0	0.00	0	0.00	0	0.00
PUBLIC FACILITIES/IMPROVEMENTS										
Public Facilities and Improvements - General (03)	0	0.00	0	0.00	0	0.00	0	0.00	0	0.00
Senior Centers (03A)	0	0.00	0	0.00	0	0.00	0	0.00	0	0.00
Centers for the Disabled/Handicapped (03B)	0	0.00	0	0.00	0	0.00	0	0.00	0	0.00
Homeless Facilities - Not Operating Costs (03C)	0	0.00	0	0.00	0	0.00	0	0.00	0	0.00

IDIS - C04PR23 DATE: 09-26-08
 PROGRAM YEAR 2007 SUMMARY OF ACCOMPLISHMENTS
 NEWPORT BEACH, CA

COUNT OF CDBG ACTIVITIES WITH DISBURSEMENTS BY ACTIVITY GROUP & MATRIX CODE

PUBLIC FACILITIES/IMPROVEMENTS (continued)	UNDERWAY ACTIVITIES		COMPLETED ACTIVITIES		PROGRAM YEAR TOTAL	
	COUNT	\$ DISBURSED	COUNT	\$ DISBURSED	COUNT	\$ DISBURSED
Youth Centers/Facilities (03D)	0	0.00	0	0.00	0	0.00
Neighborhood Facilities (03E)	0	0.00	0	0.00	0	0.00
Parks and Recreational Facilities (03F)	0	0.00	0	0.00	0	0.00
Parking Facilities (03G)	0	0.00	0	0.00	0	0.00
Solid Waste Disposal Facilities (03H)	0	0.00	0	0.00	0	0.00
Flood and Drainage Facilities (03I)	0	0.00	0	0.00	0	0.00
Water/Sewer Improvements (03J)	0	0.00	0	0.00	0	0.00
Street Improvements (03K)	0	0.00	0	0.00	0	0.00
Sidewalks (03L)	3	0.00	0	0.00	3	0.00
Child Care Centers/Facilities for Children (03M)	0	0.00	0	0.00	0	0.00
Tree Planting (03N)	0	0.00	0	0.00	0	0.00
Fire Stations/Equipment (03O)	0	0.00	0	0.00	0	0.00
Health Facilities (03P)	0	0.00	0	0.00	0	0.00
Facilities for Abused and Neglected Children (03Q)	0	0.00	0	0.00	0	0.00
Asbestos Removal (03R)	0	0.00	0	0.00	0	0.00
Facilities for AIDS Patients - Not Operating Costs (03S)	0	0.00	0	0.00	0	0.00
Removal of Architectural Barriers (10)	0	0.00	0	0.00	0	0.00
Non-Residential Historic Preservation (16B)	0	0.00	0	0.00	0	0.00
	3	0.00	0	0.00	3	0.00
PUBLIC SERVICES						
Operating Costs of Homeless/AIDS Patients Programs (03T)	1	0.00	1	0.00	2	0.00
Public Services - General (05)	1	2,500.00	0	0.00	1	2,500.00
Senior Services (05A)	0	0.00	0	0.00	0	0.00
Services for the Disabled (05B)	1	13,775.00	0	0.00	1	13,775.00
Legal Services (05C)	0	0.00	0	0.00	0	0.00
Youth Services (05D)	0	0.00	0	0.00	0	0.00
Transportation Services (05E)	0	0.00	0	0.00	0	0.00
Substance Abuse Services (05F)	1	6,115.14	0	0.00	1	6,115.14
Battered and Abused Spouses (05G)	0	0.00	0	0.00	0	0.00
Employment Training (05H)	0	0.00	0	0.00	0	0.00
Crime Awareness/Prevention (05I)	0	0.00	0	0.00	0	0.00
Fair Housing Activities (05J)	0	0.00	0	0.00	0	0.00
Tenant/Landlord Counseling (05K)	0	0.00	0	0.00	0	0.00
Child Care Services (05L)	0	0.00	0	0.00	0	0.00
Health Services (05M)	0	0.00	0	0.00	0	0.00
Abused and Neglected Children (05N)	0	0.00	0	0.00	0	0.00
Mental Health Services (05O)	0	0.00	0	0.00	0	0.00
Screening for Lead-Based Paint/Hazards/Poisoning (05P)	0	0.00	0	0.00	0	0.00
Subsistence Payments (05Q)	0	0.00	0	0.00	0	0.00

COUNT OF CDBG ACTIVITIES WITH DISBURSEMENTS BY ACTIVITY GROUP & MATRIX CODE

	UNDERWAY ACTIVITIES		COMPLETED ACTIVITIES		PROGRAM YEAR TOTAL	
	COUNT	\$ DISBURSED	COUNT	\$ DISBURSED	COUNT	\$ DISBURSED
PUBLIC SERVICES (continued)						
Homeownership Assistance - Not Direct (05R)	0	0.00	0	0.00	0	0.00
Rental Housing Subsidies - HOME TERA (05S)	0	0.00	0	0.00	0	0.00
Security Deposits (05T)	0	0.00	0	0.00	0	0.00
Homebuyer Counseling (05U)	0	0.00	0	0.00	0	0.00
	4	22,390.14	1	0.00	5	22,390.14

PLANNING/ADMINISTRATIVE

HOME Adm/Planning Costs of PJ -not part of 5% Adm cap(19A)	0	0.00	0	0.00	0	0.00
HOME CHDO Operating Costs - not part of 5% Admin cap (19B)	0	0.00	0	0.00	0	0.00
Planning (20)	0	0.00	0	0.00	0	0.00
General Program Administration (21A)	1	21,997.13	0	0.00	1	21,997.13
Indirect Costs (21B)	0	0.00	0	0.00	0	0.00
Public Information (21C)	0	0.00	0	0.00	0	0.00
Fair Housing Activities - subject to 20% Admin cap (21D)	1	7,571.23	0	0.00	1	7,571.23
Submissions or Applications for Federal Programs (21E)	0	0.00	0	0.00	0	0.00
HOME Rental Subsidy Payments - subject to 5% cap (21F)	0	0.00	0	0.00	0	0.00
HOME Security Deposits - subject to 5% cap (21G)	0	0.00	0	0.00	0	0.00
HOME Admin/Planning Costs of PJ - subject to 5% cap (21H)	0	0.00	0	0.00	0	0.00
HOME CHDO Operating Expenses - subject to 5% cap (21I)	0	0.00	0	0.00	0	0.00
	2	29,568.36	0	0.00	2	29,568.36

COUNT OF CDBG ACTIVITIES WITH DISBURSEMENTS BY ACTIVITY GROUP & MATRIX CODE

	UNDERWAY ACTIVITIES		COMPLETED ACTIVITIES		PROGRAM YEAR TOTAL	
	COUNT	\$ DISBURSED	COUNT	\$ DISBURSED	COUNT	\$ DISBURSED
OTHER						
Interim Assistance (06)	0	0.00	0	0.00	0	0.00
Urban Renewal Completion (07)	0	0.00	0	0.00	0	0.00
Privately Owned Utilities (11)	0	0.00	0	0.00	0	0.00
CDBG Non-Profit Organization Capacity Building (19C)	0	0.00	0	0.00	0	0.00
CDBG Assistance to Institutes of Higher Education (19D)	0	0.00	0	0.00	0	0.00
Planned Repayment of Section 108 Loan Principal (19F)	1	193,482.20	0	0.00	1	193,482.20
Unplanned Repayment of Section 108 Loan Principal (19G)	0	0.00	0	0.00	0	0.00
State CDBG Technical Assistance to Grantees (19H)	0	0.00	0	0.00	0	0.00
Unprogrammed Funds (22)	0	0.00	0	0.00	0	0.00
HOPWA (31)	0	0.00	0	0.00	0	0.00
HOPWA Grantee Activity (31A)	0	0.00	0	0.00	0	0.00
HOPWA Grantee Administration (31B)	0	0.00	0	0.00	0	0.00
HOPWA Project Sponsor Activity (31C)	0	0.00	0	0.00	0	0.00
HOPWA Project Sponsor Administration (31D)	0	0.00	0	0.00	0	0.00

PROGRAM YEAR 2007 SUMMARY OF ACCOMPLISHMENTS
NEWPORT BEACH, CA

TOTALS	1	193,482.20	0	0	1	193,482.20
	10	245,440.70	1	1	11	245,440.70

CDBG SUM OF ACTUAL ACCOMPLISHMENTS FROM THE C04MA04 SCREEN BY ACTIVITY GROUP AND ACCOMPLISHMENT TYPE

UNDERWAY	COMPLETED	TOTAL
ACTIVITIES	ACTIVITIES	ACTIVITIES

ACQUISITION/PROPERTY-RELATED

ECONOMIC DEVELOPMENT

HOUSING

PUBLIC FACILITIES/IMPROVEMENTS

PUBLIC SERVICES

Operating Costs of Homeless/AIDS Patients Programs (03T)

Persons	8	0	8
---------	---	---	---

Public Services - General (05)

Persons	14	0	14
---------	----	---	----

Services for the Disabled (05B)

Persons	147	0	147
---------	-----	---	-----

Substance Abuse Services (05F)

Persons	11	0	11
---------	----	---	----

CAEGORY TOTALS

Persons	180	0	180
---------	-----	---	-----

PLANNING/ADMINISTRATIVE

OTHER

TOTAL OF ACTUAL ACCOMPLISHMENTS FROM THE C04MA04 SCREEN

Persons	180	0	180
---------	-----	---	-----

Households

Housing Units

Public Facilities

Feet/Public Utilities

Organizations

Businesses

Jobs

Loans

CDBG BENEFICIARIES BY RACIAL/ETHNIC CATEGORY

***** HOUSING *****

Persons	Households	Not Specified
Tot#	#Hispanic	Tot#
-----	-----	-----
0	0	0
0	0	0
0	0	0
0	0	0
0	0	0
0	0	0
0	0	0
0	0	0
0	0	0

WHITE:
BLACK/AFRICAN AMERICAN:
ASIAN:
AMERICAN INDIAN/ALASKAN NATIVE:
NATIVE HAWAIIAN/OTHER PACIFIC ISLANDER:
AMERICAN INDIAN/ALASKAN NATIVE & WHITE:

IDIS - C04PR23 DATE: 09-26-08
 PROGRAM YEAR 2007 SUMMARY OF ACCOMPLISHMENTS
 NEWPORT BEACH, CA

ASIAN & WHITE: 0 0 0 0 0 0
 BLACK/AFRICAN AMERICAN & WHITE: 0 0 0 0 0 0
 AM. INDIAN/ALASKAN NATIVE & BLACK/AFRICAN AM.: 0 0 0 0 0 0
 OTHER MULTI-RACIAL: 0 0 0 0 0 0
 TOTAL: 0 0 0 0 0 0

*****NON-HOUSING *****

	Persons		Households		Not Specified	
	Tot#	#Hispanic	Tot#	#Hispanic	Tot#	#Hispanic
WHITE:	7,391	505	0	0	0	0
BLACK/AFRICAN AMERICAN:	75	0	0	0	0	0
ASIAN:	328	0	0	0	0	0
AMERICAN INDIAN/ALASKAN NATIVE:	81	0	0	0	0	0
NATIVE HAWAIIAN/OTHER PACIFIC ISLANDER:	23	0	0	0	0	0
AMERICAN INDIAN/ALASKAN NATIVE & WHITE:	0	0	0	0	0	0
ASIAN & WHITE:	0	0	0	0	0	0
BLACK/AFRICAN AMERICAN & WHITE:	0	0	0	0	0	0
AM. INDIAN/ALASKAN NATIVE & BLACK/AFRICAN AM.:	0	0	0	0	0	0
OTHER MULTI-RACIAL:	372	0	0	0	0	0
TOTAL:	8,270	505	0	0	0	0

*****TOTAL *****

	Persons		Households		Not Specified	
	Tot#	#Hispanic	Tot#	#Hispanic	Tot#	#Hispanic
WHITE:	7,391	505	0	0	0	0
BLACK/AFRICAN AMERICAN:	75	0	0	0	0	0
ASIAN:	328	0	0	0	0	0
AMERICAN INDIAN/ALASKAN NATIVE:	81	0	0	0	0	0
NATIVE HAWAIIAN/OTHER PACIFIC ISLANDER:	23	0	0	0	0	0
AMERICAN INDIAN/ALASKAN NATIVE & WHITE:	0	0	0	0	0	0
ASIAN & WHITE:	0	0	0	0	0	0
BLACK/AFRICAN AMERICAN & WHITE:	0	0	0	0	0	0
AM. INDIAN/ALASKAN NATIVE & BLACK/AFRICAN AM.:	0	0	0	0	0	0
OTHER MULTI-RACIAL:	372	0	0	0	0	0
TOTAL:	8,270	505	0	0	0	0

CDBG BENEFICIARIES BY INCOME CATEGORY

EXTREMELY LOW	LOW	MOD	TOTAL LOW-MOD	NON LOW-MOD	TOTAL BENEFICIARIES
<=30%	>30% and <=50%	>50% and <=80%		>80%	
HOUSING - OWNER OCCUPIED	0	0	0	0	0
Persons	0	0	0	0	0
Households	0	0	0	0	0
Not Specified	0	0	0	0	0

IDIS - C04PR23 DATE: 09-26-08
 PROGRAM YEAR 2007 SUMMARY OF ACCOMPLISHMENTS
 NEWPORT BEACH, CA

	RENTALS		FAMILIES		HOMEBUYERS	
	Tot#	#Hispanic	Tot#	#Hispanic	Tot#	#Hispanic
WHITE:	0	0	0	0	0	0
BLACK/AFRICAN AMERICAN:	0	0	0	0	0	0
ASIAN:	0	0	0	0	0	0
AMERICAN INDIAN/ALASKAN NATIVE:	0	0	0	0	0	0
NATIVE HAWAIIAN/OTHER PACIFIC ISLANDER:	0	0	0	0	0	0
AMERICAN INDIAN/ALASKAN NATIVE & WHITE:	0	0	0	0	0	0
ASIAN & WHITE:	0	0	0	0	0	0
BLACK/AFRICAN AMERICAN & WHITE:	0	0	0	0	0	0
AM. INDIAN/ALASKAN NATIVE & BLACK/AFRICAN AM.:	0	0	0	0	0	0
OTHER MULTI-RACIAL:	0	0	0	0	0	0
TOTAL:	0	0	0	0	0	0
	EXISTING HOMEOWNERS		TOTAL, RENTALS AND TBRA		TOTAL, HOMEBUYERS AND HOMEOWNERS	
	Tot#	#Hispanic	Tot#	#Hispanic	Tot#	#Hispanic
WHITE:	0	0	0	0	0	0
BLACK/AFRICAN AMERICAN:	0	0	0	0	0	0
ASIAN:	0	0	0	0	0	0
AMERICAN INDIAN/ALASKAN NATIVE:	0	0	0	0	0	0
NATIVE HAWAIIAN/OTHER PACIFIC ISLANDER:	0	0	0	0	0	0
AMERICAN INDIAN/ALASKAN NATIVE & WHITE:	0	0	0	0	0	0
ASIAN & WHITE:	0	0	0	0	0	0
BLACK/AFRICAN AMERICAN & WHITE:	0	0	0	0	0	0
AM. INDIAN/ALASKAN NATIVE & BLACK/AFRICAN AM.:	0	0	0	0	0	0
OTHER MULTI-RACIAL:	0	0	0	0	0	0
TOTAL:	0	0	0	0	0	0
	TOTAL, RENTALS AND TBRA +		TOTAL, RENTALS AND TBRA		TOTAL, RENTALS AND TBRA +	
	Tot#	#Hispanic	Tot#	#Hispanic	Tot#	#Hispanic
TOTAL, RENTALS AND TBRA +	0	0	0	0	0	0
TOTAL, RENTALS AND TBRA	0	0	0	0	0	0
TOTAL, RENTALS AND TBRA +	0	0	0	0	0	0

IDIS - C04PR26 DATE: 09-26-08
 CDBG FINANCIAL SUMMARY FOR PROGRAM YEAR 2007
 07-01-2007 TO 06-30-2008

PART I: SUMMARY OF CDBG RESOURCES			
01	UNEXPENDED CDBG FUNDS AT END OF PREVIOUS PROGRAM YEAR		0.00
02	ENTITLEMENT GRANT		370,332.00
03	SURPLUS URBAN RENEWAL		0.00
04	SECTION 108 GUARANTEED LOAN FUNDS		0.00
05	CURRENT YEAR PROGRAM INCOME		0.00
06	RETURNS		0.00
07	ADJUSTMENT TO COMPUTE TOTAL AVAILABLE		0.00
08	TOTAL AVAILABLE (SUM, LINES 01-07)		370,332.00
PART II: SUMMARY OF CDBG EXPENDITURES			
09	DISBURSEMENTS OTHER THAN SECTION 108 REPAYMENTS AND PLANNING/ADMINISTRATION		22,390.14
10	ADJUSTMENT TO COMPUTE TOTAL AMOUNT SUBJECT TO LOW/MOD BENEFIT		0.00
11	AMOUNT SUBJECT TO LOW/MOD BENEFIT (LINE 09 + LINE 10)		22,390.14
12	DISBURSED IN IDIS FOR PLANNING/ADMINISTRATION		29,568.36
13	DISBURSED IN IDIS FOR SECTION 108 REPAYMENTS		193,482.20
14	ADJUSTMENT TO COMPUTE TOTAL EXPENDITURES		0.00
15	TOTAL EXPENDITURES (SUM, LINES 11-14)		245,440.70
16	UNEXPENDED BALANCE (LINE 08 - LINE 15)		124,891.30
PART III: LOW/MOD BENEFIT THIS REPORTING PERIOD			
17	EXPENDED FOR LOW/MOD HOUSING IN SPECIAL AREAS		0.00
18	EXPENDED FOR LOW/MOD MULTI-UNIT HOUSING		0.00
19	DISBURSED FOR OTHER LOW/MOD ACTIVITIES		22,390.14
20	ADJUSTMENT TO COMPUTE TOTAL LOW/MOD CREDIT		0.00
21	TOTAL LOW/MOD CREDIT (SUM, LINES 17-20)		22,390.14
22	PERCENT LOW/MOD CREDIT (LINE 21/LINE 11)		100.00%
LOW/MOD BENEFIT FOR MULTI-YEAR CERTIFICATIONS			
23	PROGRAM YEARS (PY) COVERED IN CERTIFICATION	PY	PY
24	CUMULATIVE NET EXPENDITURES SUBJECT TO LOW/MOD BENEFIT CALCULATION		0.00
25	CUMULATIVE EXPENDITURES BENEFITING LOW/MOD PERSONS		0.00
26	PERCENT BENEFIT TO LOW/MOD PERSONS (LINE 25/LINE 24)		0.00%
PART IV: PUBLIC SERVICE (PS) CAP CALCULATIONS			
27	DISBURSED IN IDIS FOR PUBLIC SERVICES		22,390.14
28	PS UNLIQUIDATED OBLIGATIONS AT END OF CURRENT PROGRAM YEAR		0.00
29	PS UNLIQUIDATED OBLIGATIONS AT END OF PREVIOUS PROGRAM YEAR		0.00
30	ADJUSTMENT TO COMPUTE TOTAL PS OBLIGATIONS		0.00
31	TOTAL PS OBLIGATIONS (LINE 27 + LINE 28 - LINE 29 + LINE 30)		22,390.14
32	ENTITLEMENT GRANT		370,332.00
33	PRIOR YEAR PROGRAM INCOME		0.00
34	ADJUSTMENT TO COMPUTE TOTAL SUBJECT TO PS CAP		0.00
35	TOTAL SUBJECT TO PS CAP (SUM, LINES 32-34)		370,332.00
36	PERCENT FUNDS OBLIGATED FOR PS ACTIVITIES (LINE 31/LINE 35)		6.05%
PART V: PLANNING AND ADMINISTRATION (PA) CAP			
37	DISBURSED IN IDIS FOR PLANNING/ADMINISTRATION		29,568.36
38	PA UNLIQUIDATED OBLIGATIONS AT END OF CURRENT PROGRAM YEAR		0.00
39	PA UNLIQUIDATED OBLIGATIONS AT END OF PREVIOUS PROGRAM YEAR		0.00



APPENDICES “F” CHECKLIST

APPENDIX "F": COMPLIANCE CHECKLIST

The City's Consolidated Annual Performance Evaluation Report (CAPER) must comply with several federal regulations. This appendix is designed to aid the City's representative document that the report is in full compliance with the regulations.

THE SUBMISSION

Was the statutory submission deadline met?

Yes *No

Was the Financial Summary (IDIS Report number C04PR26) provided?

Yes No - grantee notified, summary received _____

Did the report cover the appropriate program year?

Yes No - grantee notified, correct report received _____

Does the report identify CPD entitlement funds?

Yes *No See Executive Summary Table page ii.

Does the report identify all known Federal/HUD resources available to the grantee (including SNAPs)?

Yes *No See Executive Summary Table page ii.

* Correct information noted and/or requested in PYR letter.

NARRATIVES - GENERAL

Does the Three/Five Year Goals and Objectives assessment relate back to Strategic Consolidated Plan objectives?

Yes *No See Executive Summary Table pg. i & General Narrative, (pg. i)

Does the report address High Priority Needs?

Yes *No See Executive Summary Table pg. i & General Narrative, (pg. i)

Does the Affordable Housing Evaluation include the number of extremely low, low, and moderate-income renter and owner households assisted during the reporting period?

Yes *No See Specific Housing Objectives, pg. 18

Does the Affordable Housing Evaluation include the number of households assisted with housing that meets the Section 215 definition of affordable housing for rental and home ownership?

Yes *No See Specific Housing Objectives, pg. 18, response to question #2

Section 215 Affordable Housing. 1. Rental Housing: A rental housing unit is considered to be an affordable housing unit if it is occupied by a low-income household or individual and bears a rent that is the lesser of a) the existing section 8 fair market rent for comparable units in the area or b) 30 percent of the adjusted income of a household whose income equals 65 percent of the median income for the area, except that HUD may establish

income ceilings higher or lower than 65 percent of the median because of prevailing level of construction costs or fair market rents, or unusually high or low family incomes. 2. Homeownership: a) housing that is for purchase, with or without rehab., qualifies as affordable housing if it 1) is purchased by a low income first time homebuyer who will make the housing his or her principal residence and 2) has a sale price which does not exceed the mortgage limit for the type of single family housing for the area under HUD's single family insuring authority under the National Housing Act. b) housing that is to be rehabilitated, but is already owned by a household when assistance is provided, qualifies as affordable if the housing 1) is occupied by a low - income household which uses the housing as its principal residence, and 2) has a value, after rehabilitation, that does not exceed the mortgage limit for the type of single family housing for the area as described in 2a) above.

Note: these definitions apply for the purposes of enumerating the number of households assisted with housing meeting the 215 affordable housing definition regardless of the Federal funding source used in support of that housing.

Was there a comparison of actual accomplishments with proposed goals for the reporting period?

Yes *No See General Narrative, response to question #1 on pg. 1.

Were there efforts to address worse case needs?

Yes *No See Specific Housing Objectives, response to question #3, pg. 19

Were there efforts to address the needs of persons with disabilities?

Yes *No See Monitoring, response to question #3, pgs. 13-15.

CONTINUUM OF CARE STRATEGY

Does the CAPER identify actions taken at all points along the continuum from prevention and outreach through emergency, transitional, and permanent housing?

Yes *No See Homeless Needs, response to questions #1 & 2, pgs. 20-21.

Other Actions addressed, include:

Actions taken to address obstacles to meeting underserved needs;

Yes *No See General Narrative, response to question #4, pg. 6.

Fostering and maintaining affordable housing;

Yes *No See Housing Needs, response to question #1, pg. 17.

Eliminating barriers to affordable housing;

Yes *No See Barriers to Affordable Housing, pg. 19.

Overcoming gaps in institutional structures and enhancing coordination;

Yes *No See Institutional Structure, pg. 10.

Improving public housing and resident initiatives;

Yes *No N/A See Public Housing Strategy, pg. 19.

Evaluating and reducing lead based paint hazards;

Yes *No See Lead-Based Paint, pg. 16.

Ensuring compliance with program and comprehensive planning requirements; and

Yes *No See Managing the Process, pg. 7

Reducing the number of persons living below the poverty level.

Yes *No **See Anti Poverty Strategy, pg. 27**

Did the submission include a description of the Leveraging of other public and private resources as indicated in the Plan, including how any matching requirements were satisfied?

Yes *No **See Leveraging Resources, pg. 6**

Was a Summary of Citizen Comments included in the submission?

Yes *No **See Citizen Participation, pg. 8**

Did the report include a Self-evaluation?

Yes *No **See Self Evaluation, response to question #3, pages 13-15.**

Affirmatively Furthering Fair Housing evaluated by FHEO Division, all grantees. No review undertaken.

**Correct information noted and/or requested in PYR letter.*

CDBG ENTITLEMENT NARRATIVES

Did the submission include an Assessment of the Relationship of CDBG Funds to the high priority needs/objectives in the plan, including an evaluation of the extent to which CDBG funds were used to benefit LMI persons?

Yes *No **See Community Development, response to question #1, pg. 23.**

Did Narratives also include:

An explanation of the nature of and reasons for any changes in program objectives, and an indication of how the jurisdiction would change its program as a result of its experience?

Yes *No **See Changes in Program Objectives, response to question #2, pg. 23.**

An evaluation of the extent to which CDBG funds were used to benefit LMI persons?

Yes *No **See Community Development Objectives, response to #1, pg. 23.**

Assessment of Efforts Made in Carrying Out Planned Actions described in the Consolidated Plan includes a narrative or other information which indicates that:

The grantee pursued all resources indicated in the Consolidated Plan.

Yes *No **See response to question #3, page 24.**

Certifications for consistency were provided for other HUD programs.

Yes *No **N/A See response to question #3, pages 24.**

The grantee did not hinder plan implementation by action or willful inaction.

Yes *No **See response to question #3, pages 24.**

Did the grantee indicate that it has carried out activities that involved acquisition, rehabilitation or demolition of occupied property triggering the Uniform Relocation Act?

*Yes **No N/A (no activities)

*Yes: The grantee submitted narratives which identify:

The steps taken to minimize the amount of displacement resulting from the CDBG-assisted activities.

Yes **No

Steps taken to identify households, businesses, farms or nonprofit organizations who occupied properties subject to the relocation Act; whether or not they were displaced, and; the nature of their needs and preferences.

Yes **No

Steps taken to endure the timely issuance of information notices.

Yes **No

Did the grantee carry out Economic Development Activities during the reporting period?

*Yes No

*Yes: Job Creation/Retention

Economic development jobs as applicable were made available to low- or moderate-income persons.

Yes *No N/A (job creation/retention objective not employed)

A narrative of actions taken by the grantees and the businesses to ensure first consideration was or will be given to low/mod persons has been provided.

Yes **No

A listing by job title of all permanent jobs created/retained and those that were made available to low/mod persons has been provided.

Yes **No

Were jobs claimed as being available to low/mod persons that require special skills, work experience, or education?

*Yes No N/A

Did the grantee include a description of the steps being taken or that will be taken to meet this requirement?

Yes **No

Did the grantee undertake activities that serve Limited Clientele not falling within one of the categories of presumed limited clientele low/mod benefit?

*Yes **No ***Can't Tell

**Yes: the grantee provided a narrative description explaining how the nature, location, or other information demonstrates the activities benefit a limited clientele at least 51% of who are low- and moderate-income.*

Yes **No See response to question #7, page 25.

Did the grantee undertake activities during the program year which generated Program Income to revolving funds; from float funded activities; from the sale of real property; other loan repayments; prior period adjustments; loans outstanding or written off; parcels of CDBG-acquired property available for sale; or lump sum drawdown payments?

*Yes No **Can't Tell See response to question #8, page 25.

**Yes: narrative information provided:*

a) the amount of program income which was returned to each revolving fund; b) the amount repaid on each float funded activity; c) all other loan repayments broken down by the categories of housing rehabilitation, economic development, or other; and d) the amount of income received from the sale of property by parcel.

Yes (A B C D) **No (A B C D)

Prior Period Adjustments: *were reimbursements made this reporting period for expenditures that have been disallowed?*

*Yes No N/A

**Yes: the grantee included narrative information that includes: a) the activity name and number as shown in IDIS; b) the amount returned to the line of credit or program account; and c) if the reimbursement is to be made over multi-year payments, the total amount to be reimbursed and the time period over which the reimbursement is to be made.*

Yes (A B C) **No (A B C)

Loans and Other Receivables

*Yes No N/A

Yes: The narrative for Loans and Other Receivables identified: a) Float Funded activities outstanding as of the end of the reporting period; b) the total amount of loans outstanding and the principal balance owed as of the end of the reporting period; c) parcels acquired or improved with CDBG funds that are available for sale as of the end of the reporting period; and d) the number and amount of loans in default for which the balance was forgiven or written off during the reporting period.

Yes (A B C D) **No (A B C D)

Lump Sum Agreements

*Yes No N/A

**Yes: Information regarding a) the name of the financial institution; b) date the funds were deposited; c) date the use of funds commenced; and d) the percentage of funds disbursed within 180 days of deposit in the institution was provided.*

Yes (A B C D) **No (A B C D) Does the grantee have CDBG funded Rehabilitation Programs with completed projects or units?

*Yes No (no CDBG funded Rehab. Program N/A (no completed projects or units

*Yes: the submission includes: a) a narrative description that identifies the type of program and the number of properties/units completed for each; and b) the total CDBG and other public and private funds involved in the project.

Yes (A B) **No (A B)

NRSA Does the grantee have an approved neighborhood revitalization strategy?

*Yes No

*Yes: A report of progress against benchmarks was included in the CAPER.

Yes **No

** Correct information noted and/or requested in PYR letter.

WORKSHEETS

Eligibility/national objective, primary objective, planning and administration, and public service worksheets are completed and attached.

HOME PJ Worksheet Attached: Yes No - not a HOME PJ

ESG Worksheet Attached: Yes No - not a recipient of ESG funds

HOPWA Worksheet: Yes No - not a HOPWA grantee

CPD Representative / date

Program Manager / date