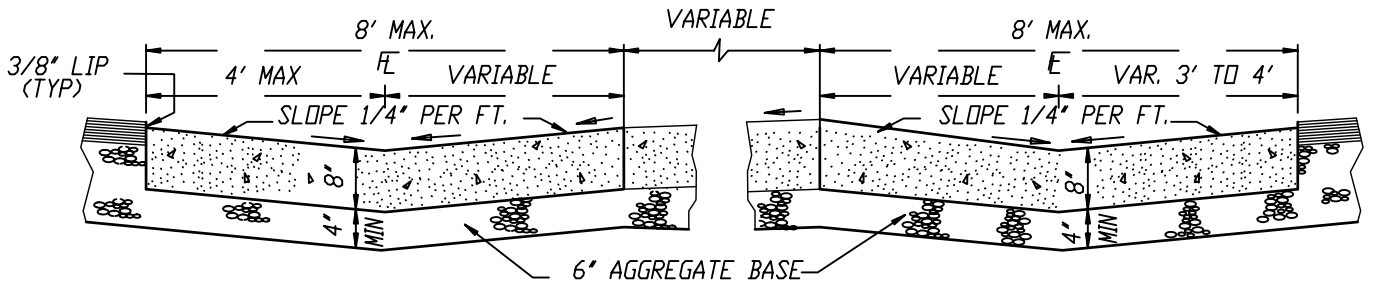


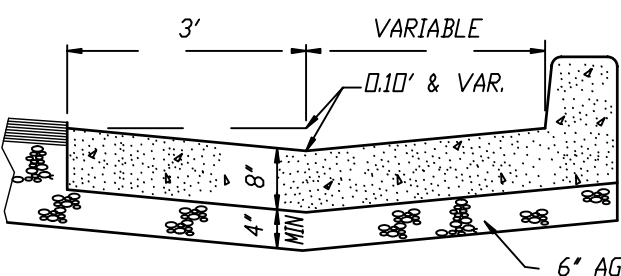
**NOTES:**

- ① 4-#4 SMOOTH BARS (4' LONG) @ 18" C.C., 3" FROM BOTTOM (TYP).
- ② TO ESTABLISH "K" AND "L" DISTANCES SEE STD.-187-L.
- ③ CONCRETE SHALL BE 560-C-3250

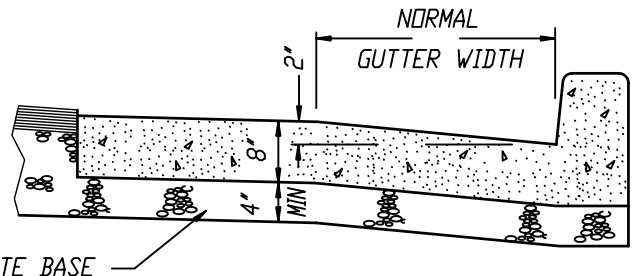
**DETAIL PLAN OF CROSS GUTTER**



**SECTION A-A**




**SECTION B-B**



**SECTION C-C**

REV. M.W. 1/2003

**CITY OF NEWPORT BEACH**  
PUBLIC WORKS DEPARTMENT

APPROVED:   
RCE NO. 36106 PUBLIC WORKS DIRECTOR

**SPECIAL CROSS GUTTER**  
**STEEP GRADES**

Drawn: M.Gracia	Scale: N.T.S.
Date: Nov. 1993	F:\USERS\PBW\Shared\CAD_STD\STD Details\2003_Std
<b>DRAWING NO.</b>	<b>STD-186-L</b>